



# पुलिस संगठनों के आंकड़े

(01 जनवरी, 2021 तक)

## DATA ON POLICE ORGANIZATIONS

(AS ON JANUARY 01, 2021)



पुलिस अनुसंधान एवं विकास ब्यूरो

गृह मंत्रालय, भारत सरकार

BUREAU OF POLICE RESEARCH AND DEVELOPMENT

Ministry of Home Affairs, Govt. of India





# पुलिस संगठनों के आंकड़े

(01 जनवरी, 2021 तक)

## DATA ON POLICE ORGANIZATIONS

(AS ON JANUARY 01, 2021)



पुलिस अनुसंधान एवं विकास ब्यूरो  
गृह मंत्रालय, भारत सरकार  
**BUREAU OF POLICE RESEARCH AND DEVELOPMENT**  
Ministry of Home Affairs, Govt. of India

## **Note for readers**

This booklet contains information from data received from various Police Forces.

Users are cautioned to exercise their discretion, judgement, and verification about facts & figures.

The State of Jammu & Kashmir was divided vide The J&K Reorganisation Act, 2019, and the UTs of Jammu & Kashmir and Ladakh came into existence w.e.f 31/10/2019.

The UTs of Dadra and Nagar Haveli & Daman and Diu was merged vide The Dadra and Nagar Haveli and Daman and Diu (Merger of Union Territories) act. 2019 came into existence w.e.f 09/12/2019.

## **©2022 BPR&D, New Delhi Published by :-**

Ram Govind Ram & Shakti Singh Tanwar, Senior Statistical Officers, on behalf of the BPR&D, NH-8, Mahipal Pur, New Delhi-110037.

## **Printed at :**

Creative Edge Media & Services Pvt. Ltd.  
Chhattarpur, New Delhi.



“

पुलिस सेवा से जुड़ी एक और बात जो मैं मन की बात के श्रोताओं को बताना चाहता हूँ कि पहले यह धारणा बन गई थी सेना और पुलिस जैसी सेवा केवल पुरुषों के लिए होती है लेकिन आज ऐसा नहीं है ब्यूरो ऑफ पुलिस रिसर्च एंड डेवलपमेंट के आंकड़े बताते हैं कि पिछले कुछ वर्षों में महिला पुलिस कर्मियों की संख्या दोगुनी हो गई है। 2014 में जहां इनकी संख्या 1,05,000 के करीब थी वहीं 2020 तक इसमें दोगुने से भी ज्यादा की बढ़ोतरी हुई है और यह संख्या 2,15,000 तक पहुंच गई है यहां तक की सेंट्रल आर्म्ड पुलिस फोर्सस में भी पिछले 7 सालों में महिलाओं की संख्या लगभग दोगुनी हुई है।

”

दिनांक 24.10.2021 को

**माननीय प्रधानमंत्री श्री नरेंद्र मोदी जी**

मन की बात कार्यक्रम में **बीपीआरण्डडी** की पुस्तक **डोपो** का संदर्भ देते हुए।



अमित शाह



सत्यमेव जयते


गृह मंत्री एवं सहकारिता मंत्री  
भारत सरकार

## संदेश

मुझे यह जानकर प्रसन्नता हो रही है कि पुलिस अनुसंधान एवं विकास ब्यूरो अपना महत्वपूर्ण प्रकाशन 'पुलिस संगठनों के आंकड़े 01 जनवरी, 2021' का प्रकाशन कर रहा है। पुलिस संगठनों के प्रबंधन, नेतृत्व, प्रशिक्षण, सुसज्जीकरण तथा मानव संसाधनों एवं अन्य संसाधनों के न्यायोचित वितरण एवं प्रबंधन में इन आंकड़ों का अत्यंत महत्वपूर्ण स्थान है।

हमारे देश में कानून व्यवस्था राज्य का विषय है इसलिए पुलिस, राज्य के कार्य क्षेत्र का विषय है। बीपीआरएण्डडी एक संपर्क सूत्र के रूप में राज्यों एवं केन्द्रीय पुलिस बलों को बांधने का कार्य करती है। यह पुस्तक इसका एक श्रेष्ठ उदाहरण है, जिसमें सभी राज्यों एवं केन्द्र शासित प्रदेशों के पुलिस बलों एवं केन्द्रीय पुलिस बलों से संबंधित महत्वपूर्ण आंकड़े उपलब्ध हैं जिनका बहुआयामी उपयोग संभव है।

मैं, अनुसंधान एवं विकास ब्यूरो के प्रकाशन मण्डल को बधाई देता हूँ जिन्होंने कोविड-19 महामारी के दौरान भी इस प्रकाशन को प्रकाशित करने का महत्वपूर्ण कार्य किया है। मुझे विश्वास है कि यह पुस्तक पुलिस नेतृत्व, शोधकर्ताओं को नीति निर्धारण, संसाधनों के प्रबंधन, वितरण, प्रयोग तथा अनुसंधान कार्य में उचित सहयोग प्रदान करेगी।



(अमित शाह)

श्री बालाजी श्रीवास्तव, भा.पु.से.,  
महानिदेशक, बीपीआरएण्डडी

कार्यालय : गृह मंत्रालय, नॉर्थ ब्लॉक, नई दिल्ली-110001

दूरभाष : 23092462, 23094686, फैक्स : 23094221

ई-मेल : hm@nic.in





नित्यानन्द राय  
NITYANAND RAI



सत्यमेव जयते



आज़ादी का  
अमृत महोत्सव

गृह राज्य मंत्री  
भारत सरकार  
नार्थ ब्लॉक, नई दिल्ली - 110001

MINISTER OF STATE FOR  
HOME AFFAIRS  
GOVERNMENT OF INDIA  
NORTH BLOCK,  
NEW DELHI - 110001



## संदेश

यह हर्ष की बात है कि पुलिस अनुसंधान एवं विकास ब्यूरो अपना वार्षिक प्रकाशन "पुलिस संगठनों के आंकड़े" 01 जनवरी, 2021 का प्रकाशन कर रहा है।

एक लोकतांत्रिक समाज में पुलिस को लोक सुरक्षा, कानून व्यवस्था के रखरखाव के अपने मूल उद्देश्य को प्राप्त करने के लिए साक्ष्य आधारित होना चाहिए। पुलिस को आधुनिक युग की गतिशीलता के अनुकूल स्वयं को ढालने के लिए पूर्णतः सक्षम होना चाहिए। इसलिए, बुनियादी ढांचे, प्रशिक्षण, अनुसंधान और अन्य संबंधित क्षेत्रों में क्षमता निर्माण की योजना बनाने के लिए पुलिस बलों में "पुलिस संगठनों के आंकड़े" पुस्तक का एक महत्वपूर्ण स्थान है।

इसमें पुलिस की कार्यशैली के विभिन्न पहलुओं से संबंधित प्रमुख आंकड़े शामिल हैं। पुलिस संगठनों, सरकारी एजेंसियों, शोधार्थियों और शिक्षाविदों के लिए पुलिस संगठनों के आंकड़े बहुत ही उपयोगी हैं।

"पुलिस संगठनों के आंकड़ों" का प्रकाशन बीपीआरएंडडी और केंद्रीय पुलिस संगठनों/केंद्रीय सशस्त्र पुलिस बलों तथा राज्यों और केंद्र शासित प्रदेशों के पुलिस संगठनों के प्रमुखों के मध्य आपसी सहयोग का ही परिणाम है। मुझे विश्वास है कि यह प्रकाशन न केवल सभी हितधारकों और इसके उपयोगकर्ताओं की अपेक्षाओं को पूरा करेगा बल्कि उन्हें इससे भी अधिक सहयोग प्रदान करेगा।

मैं, श्री बालाजी श्रीवास्तव, महानिदेशक, पुलिस अनुसंधान एवं विकास ब्यूरो और उनकी प्रकाशन प्रभाग की टीम के सभी सदस्यों को शुभकामनाएं देता हूँ।

(नित्यानन्द राय)

नई दिल्ली ।  
25 मार्च, 2022



अजय कुमार मिश्रा  
AJAY KUMAR MISHRA



गृह राज्य मंत्री  
भारत सरकार  
MINISTER OF STATE FOR  
HOME AFFAIRS  
GOVERNMENT OF INDIA



## संदेश

मुझे यह जानकर अत्यंत प्रसन्नता हो रही है कि पुलिस अनुसंधान एवं विकास ब्यूरो अपना महत्वपूर्ण और राष्ट्रीय स्तर का वार्षिक प्रकाशन "पुलिस संगठनों के आंकड़े" 01 जनवरी, 2021 का प्रकाशन कर रहा है।

"पुलिस संगठनों के आंकड़े" पुस्तक में राज्यों/केंद्र शासित प्रदेशों/केंद्रीय पुलिस संगठनों और केंद्रीय सशस्त्र पुलिस बलों से संबंधित आंकड़ों का संकलन है। विगत दशकों में, यह प्रकाशन हमारे पुलिस बलों में प्रसिद्धि प्राप्त कर चुका है और प्रति वर्ष इसके विमोचन की प्रतीक्षा की जाती है। राज्यों/केंद्र शासित प्रदेशों और केंद्रीय पुलिस संगठनों से प्राप्त आंकड़ों का संग्रह एवं विश्लेषण एक व्यापक प्रक्रिया है जिसमें समन्वय, सटीकता और विश्वसनीयता को बनाए रखना एक महत्वपूर्ण कार्य है।

मुझे आशा है कि पुलिस प्रशासक, योजनाकार, नीति निर्माता, शिक्षाविद् और अन्य हित धारक देश में कानून प्रवर्तन को मजबूत करने और नागरिकों को दी जाने वाली सेवाओं में सुधार के लिए बीपीआरडी के इस प्रमुख प्रकाशन का उपयोग करेंगे।

मैं, इस महत्वपूर्ण और उपयोगी प्रकाशन के लिए महानिदेशक, पुलिस अनुसंधान एवं विकास ब्यूरो, श्री बालाजी श्रीवास्तव और उनकी प्रकाशन प्रभाग की टीम को हार्दिक बधाई देता हूँ और आशा करता हूँ कि उनका यह प्रकाशन अपने उद्देश्य की पूर्ति करेगा।

(अजय कुमार मिश्रा)

दिनांक: 23.03.2022.  
नई दिल्ली।



निशित प्रामाणिक  
NISITH PRAMANIK



गृह राज्य मंत्री  
भारत सरकार  
MINISTER OF STATE FOR  
HOME AFFAIRS  
GOVERNMENT OF INDIA



## संदेश

मुझे यह जानकर अत्यन्त प्रसन्नता हो रही है कि पुलिस अनुसंधान एवं विकास ब्यूरो (BPR&D) "पुलिस संगठनों के आँकड़े" का नवीनतम संस्करण प्रस्तुत करने जा रहा है।

वर्ष 1986 से आरंभ, यह प्रकाशन पुलिस अनुसंधान एवं विकास ब्यूरो के महत्वपूर्ण प्रकाशनों में से एक है। ब्यूरो ने भारत में पुलिस व्यवस्था और प्रक्रियाओं को सुदृढ़ एवं बेहतर बनाने में महत्वपूर्ण भूमिका निभाई है। गृह मंत्रालय को नीति निर्माण से लेकर पुलिस बलों के कार्यों के लिए मानक प्रचलन प्रणाली (SOP) निर्धारित करने में भी ब्यूरो ने महत्वपूर्ण सहयोग प्रदान किया है। "पुलिस संगठनों के आँकड़े" का वार्षिक प्रकाशन, ब्यूरो का एक ऐसा महत्वपूर्ण योगदान है, जिसका पुलिस नेतृत्व, नीति निर्माता, शिक्षाविद और अन्य हितधारक बड़ी उत्सुकता से प्रतीक्षा करते हैं।

उक्त नवीनतम संस्करण को निर्धारित समय में प्रकाशित करने के लिए मैं पुलिस अनुसंधान एवं विकास ब्यूरो के महानिदेशक श्री बालाजी श्रीवास्तव और उनकी पूरी टीम को हार्दिक शुभकामनाएँ देता हूँ।

जय हिंद!

(निशित प्रामाणिक)



अजय भल्ला, भा.प्र.से.  
AJAY BHALLA, IAS



गृह सचिव  
Home Secretary  
भारत सरकार  
Government of India  
नॉर्थ ब्लॉक/North Block  
नई दिल्ली/New Delhi



### **MESSAGE**

I am delighted to know that the BPR&D is ready with its annual publication, Data on Police Organisations (DoPO), as on 01.01.2021. The BPR&D has strengthened the Indian Police Forces through its different capacity building programs, research initiatives, modernisation efforts and flagship publications like the DoPO, to quote a few.

2. DoPO is an authentic source of information on Police data and has tremendous potential for use by the administration, policymakers and researchers. Police leadership and policymakers may use it wisely for evidence based decisions and policy initiatives.

3. I appreciate the efforts made by Shri Balaji Srivastava, DG, BPR&D, and the Publications Division of the BPR&D for publishing the DoPO as on 01.01.2021 despite the constraints due to the Covid-19 pandemic. I also appreciate the efforts of the DGs of State/UT Police Forces/CAPFs/CPOs in cooperating with the Bureau in providing the data for DoPO.

  
(Ajay Bhalla)

Place : New Delhi  
Dated : 07.04.2022





बालाजी श्रीवास्तव, भा.पु.से.  
महानिदेशक

**Balaji Srivastava, IPS**  
Director General

Tel. : 91-11-26781312 (O)  
Fax : 91-11-26781315  
Email : dg@bprd.nic.in



पुलिस अनुसंधान एवम् विकास ब्यूरो  
गृह मंत्रालय, भारत सरकार  
राष्ट्रीय राजमार्ग-8, महिपालपुर,  
नई दिल्ली-110037

**Bureau of Police Research & Development**  
**Ministry of Home Affairs, Govt. of India**  
National Highway-8, Mahipalpur,  
New Delhi-110037



### Message

It is indeed a matter of great pride and satisfaction for us in the BPR&D to present this edition of our flagship publication of **Data on Police Organisations (DoPO)**.

As we are aware, the Bureau has been publishing the DoPO annually since 1986. Certain value additions are made in the DoPO as and when necessitated. The present DoPO as on January 1, 2021 contains new features and new data sets.

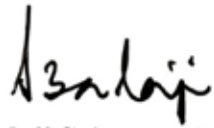
Publication of this edition of DoPO is the result of the combined efforts of the Bureau and the Heads of Police Forces of States & UTs and the Director Generals of CAPFs & CPOs. They have not only furnished the requisite data despite the pandemic, but have also responded with alacrity in sorting the queries and discrepancies. This apart, the Publications Division of the Bureau deserves accolades for their commitment and diligence in collecting and compiling data so meticulously.

As in the previous years, the DoPO (as on 01.01.2021) is accessible in the digital format on the Bureau's website <https://bprd.nic.in>.

I am sanguine that this authentic Publication will be helpful to Police leaders, Government agencies, Policy-makers, Researchers, and all others who are well disposed towards strengthening the functioning of our police forces across the country.

Any suggestions for further improvements in this Publication are always welcome and duly appreciated.

**Place: New Delhi**  
**Date: March 28, 2022**

  
(Balaji Srivastava)  
28/iii



नीरज सिन्हा, मा.पु.से.  
अपर महानिदेशक

*Neeraj Sinha, IPS*  
*Additional Director General*

*Tel.: +91 11 26781341 • Fax: 91 11 26782201*  
*Email: adg@bprd.nic.in • Website: www.bprd.nic.in*



पुलिस अनुसंधान एवम् विकास ब्यूरो  
गृह मंत्रालय, भारत सरकार  
राष्ट्रीय राजमार्ग-8, महिपालपुर,  
नई दिल्ली-110037

*Bureau of Police Research & Development*  
*Ministry of Home Affairs, Govt. of India*  
*National Highway-8, Mahipalpur,*  
*New Delhi-110037*



### Message

Leaning on the significance of knowledge in our daily lives, Mahatma Gandhi once said "Live as if you were to die tomorrow. Learn as if you were to live forever."

Each living being gets, but a given tenure on planet earth. One may not live forever, but knowledge often adds meaning to our years, expanding the reach of the finite time we have in our hands.

The updated edition of the Data on Police Organisations (DOPO), a flagship publication of the Bureau of Police Research & Development (BPR&D), is one of the few primary sources of information on different aspects relating to the Indian Police. Figures compiled here, in all earnestness, with the support of State & Central organisations, are not mere numbers of faceless entities. Across its pages, the DOPO is a living testimony of the state of our police forces, their strength and resources, as well as areas of weaknesses that warrant attention.

My sincere compliments to Team Publication of the Bureau, led by Dy Director, Shri S K Upadhyay, who coordinated the massive exercise of collecting data from multiple sources, and compiling them in a presentable format.

It is our fond hope, that research scholars, policy planners, field officers, as well as fellow-citizens, would derive as much pleasure going through the numbers, as we did, collecting and compiling them!

  
(Neeraj Sinha)



डॉ. करुणा सागर, भा.पु.से.  
महानिरीक्षक/निदेशक (आधुनिकीकरण)

**Dr. Karuna Sagar, IPS**  
Inspector General/Director (Modernisation)

Tel: 91-11-26782023  
91-11-26782030(F)  
E-mail: igmod@bprd.nic.in



पुलिस अनुसंधान एवम् विकास ब्यूरो  
गृह मंत्रालय, भारत सरकार  
राष्ट्रीय राजमार्ग-8, महिपालपुर,  
नई दिल्ली-110037

Bureau of Police Research & Development  
Ministry of Home Affairs, Govt. of India  
National Highway-8, Mahipalpur,  
New Delhi-110037

D.O 35/34 (01)/ 2022- SPD  
23rd March, 2022



## Executive Summary

The BPR&D has been publishing the Data on Police Organisations since 1986. Since the inception of the Bureau, collection, collation, compilation, and publication of police-related data have been mandated to the Bureau. However, certain additions were made every year, and for the first time in 1986, it was presented in the form of a book. Every year, certain new information was added to enrich the Data on Police Organisations.

The Data on Police Organisations as on 01.01.2021 contains the features like 'Sanctioned and Actual Strength of Police Forces,' including CAPFs and CPOs, 'Presence of Women Police in Civil Police' and other components of policing, major policing indicators like Police Population Ratio, Police Area Ratio, Population Per Police Person, Area Per Police Person, Transport Per 100 Policemen. It also contains specific affirmative provisions like the reservation for SC, ST, OBCs, and women in police forces.

Detailed analysis also includes special features like Data on India Reserve Battalion, Commando Battalion, Special Operation Group, Special Task Force, State Disaster Response Force, Citizen Friendly Police Apps, Police Helpline, and availability of Training Academy and Training Centres. This year,

additional features have been added in the DoPO to further enrich our DoPO, like availability of CCTV in Police Stations, availability of exclusive women police station, its location, etc.

In our country, law & order is a State Subject, and policing falls under the jurisdiction of the State. Apart from the above, the Central Government maintains and control policing, of UTs, and also maintains the specialized policing agencies in the broader category of CAPFs &CPOs for special purposes.

The Data on Police Organisations is a document that binds together information about all the Police Forces, CAPFs & CPOs, and presents to the Police leadership, policymaker, research scholar, and academia in one place. The publication of DoPO as on 01.01.2021 is an outcome of the synergetic effort of the Bureau and the DGs/ Head of State/ UT Police Forces/ CAPFs/ CPOs. They have furnished the data desired despite the disruption caused by the pandemic and responded timely. In addition to them, the officer and staff of the Special Publication Division deserve commendations to complete this mammoth task.

I hope this publication will be helpful to all stakeholders who intend to strengthen the functioning of the police forces. I hope we will get your continued support in the future. Suggestions to improve are always welcome.

  
13.4.2022  
(Dr. Karuna Sagar)

शशि कान्त उपाध्याय  
उप-महानिरीक्षक / उपनिदेशक

**Shashi Kant Upadhyay**  
DIG/Deputy Director (PD & SPD)

Tel. : 91-11-26781311 (O)  
E-mail : dig-spd1@bprd.nic.in  
shashikant@bprd.nic.in



### **Acknowledgment**

It is a matter of privilege and pride for me to present the latest edition of our flagship publication, Data on Police Organisations (DoPO), as on 01.01.2021. The DoPO is an important publication of the Bureau and is an authentic source of data on policing as it is provided by the States, UTs, CAPFs, and CPOs.

The Bureau has completed its journey of 51 years in strengthening the hands and minds of the police forces through its many initiatives, like capacity building programs, research projects, modernization programs, NPM Projects, and its publications. The DoPO is always counted as our flagship initiative, used by the Police Leadership, Government agencies, academia, and research scholar.

The publication of the DoPO involves the collection, collation, and compilation of data provided by the States, UTs, CAPFs, and CPOs; it is not possible without the active collaboration and cooperation of the DG/Head of the State Police Forces, CAPFs, and CPOs.

I express my sincere thanks and gratitude to the DGs/ HoPF of the Police Forces for their continued support in publishing the DoPO. I am sure the Bureau will continue to get their blessing and support in the future too.

Suggestions to improve it further are always welcome.

पुलिस अनुसंधान एवम् विकास ब्यूरो  
गृह मंत्रालय, भारत सरकार  
राष्ट्रीय राजमार्ग-8, महिपालपुर,  
नई दिल्ली-110037

**Bureau of Police Research & Development**  
**Ministry of Home Affairs, Govt. of India**  
National Highway-8, Mahipalpur,  
New Delhi-110037

**(Shashi Kant Upadhyay)**





## PUBLICATION BOARD

### GUIDANCE

**Shri Balaji Srivastava, IPS**  
Director General

### SUPERVISION

**Shri Neeraj Sinha, IPS**  
Addl. Director General

**Dr. Karuna Sagar, IPS**  
Director, Modernization & Publication Division

**Shri S K Upadhyay**  
Dy. Director, Publication Division

### EDITORIAL

**Shri V K Gautam**  
Asst. Director

**Shri Ram Govind Ram**  
Senior Statistical Officer

**Shri Shakti Singh Tanwar**  
Senior Statistical Officer

### TECHNICAL SUPPORT

**Shri Vasu Gupta**  
Data Entry Operator



# CONTENTS

|                  |  |           |
|------------------|--|-----------|
| <b>CHAPTER 1</b> | <b>INTRODUCTION</b>                                      | <b>39</b> |
|                  | Data Collection Technique                                | <b>40</b> |
|                  | Indian Demography  | <b>41</b> |
| <b>CHAPTER 2</b> | <b>BASIC POLICE STATISTICS</b>                           | <b>42</b> |
|                  | Police – Population Ratio (PPR) (Per Lakh of Population) | <b>42</b> |
|                  | Police – Area Ratio (PAR) ( Per 100 sq. Km. of Area)     | <b>42</b> |
|                  | Population Per Police Person (PPP)                       | <b>43</b> |
|                  | Area Per Police Person (APP) (in Sq. Km)                 | <b>43</b> |
|                  | Transport Per 100 Police Personnel (TPP)                 | <b>43</b> |
| <b>CHAPTER 3</b> | <b>INDIAN POLICE: HUMAN RESOURCES</b>                    | <b>48</b> |
|                  | Strength of Police                                       | <b>48</b> |
|                  | SCs/STs & OBCs in State/UT Police                        | <b>53</b> |
|                  | Women in Police  | <b>57</b> |
| <b>CHAPTER 4</b> | <b>POLICE BUDGET</b>                                     | <b>59</b> |
|                  | Budget & Expenditure on State/UT Police                  | <b>59</b> |
|                  | Modernization Grants                                     | <b>60</b> |
|                  | Budget & Expenditure on (CAPFs).                         | <b>62</b> |
| <b>CHAPTER 5</b> | <b>POLICE INFRASTRUCTURE</b>                             | <b>63</b> |
|                  | State Police Administrative Offices                      | <b>63</b> |
|                  | Police Stations/Posts                                    | <b>63</b> |
|                  | Police Commissionerates In India                         | <b>64</b> |
|                  | Transport Facilities                                     | <b>66</b> |
|                  | Police Communication Facilities                          | <b>68</b> |
|                  | Police Housing   | <b>69</b> |
| <b>CHAPTER 6</b> | <b>OTHER DATA/INFORMATION</b>                            | <b>71</b> |
|                  | Equipment to Facilitate Policing                         | <b>72</b> |
|                  | Police Districts Affected by Terrorism /Extremism        |           |
|                  | Training and Development                                 | <b>74</b> |
|                  | IPS Officers   | <b>75</b> |
|                  | PPMG and PMG   | <b>76</b> |
|                  | Pay Scale of Police Personnel                            | <b>76</b> |



## LIST OF TABLES

|                        | List of Tables  | Page No.   |
|------------------------|---|------------|
| <b>TABLE 2.1.1</b>     | National Police Statistics (2016 - 2020)  | <b>77</b>  |
| <b>TABLE 2.1.2</b>     | Area and Population of States/UTs, Police Strength, Population Per Police Person, Area Per Police Person & Transport Per 100 Police Personnel                                 | <b>78</b>  |
| <b>TABLE 2.1.3</b>     | Sanctioned and Actual Police - Population and Area Ratio in States/UTs  | <b>80</b>  |
| <b>TABLE 3.1.1</b>     | Sanctioned (S) & Actual (A) Strength of Police Forces in States/UTs   | <b>82</b>  |
| <b>TABLE 3.1.2</b>     | Sanctioned (S) & Actual (A) Strength in Different Ranks in Civil Police in States/UTs   | <b>84</b>  |
| <b>TABLE 3.1.3 (A)</b> | Sanctioned (S) & Actual (A) Strength in Different Ranks in District Armed Reserve (DAR) Police in States/UTs  | <b>88</b>  |
| <b>TABLE 3.1.3 (B)</b> | Sanctioned (S) & Actual (A) Strength in Different Ranks in Special Armed Police Battalion in States/UTs   | <b>91</b>  |
| <b>TABLE 3.1.3 (C)</b> | Sanctioned (S) & Actual (A) Strength of Different Ranks in IRB Police in States/UTs   | <b>95</b>  |
| <b>TABLE 3.1.3 (D)</b> | Actual (A) Strength of Commando Battalions in States/UTs  | <b>99</b>  |
| <b>TABLE 3.1.3 (E)</b> | Anti Human Trafficking Unit in States/UTs   | <b>101</b> |
| <b>TABLE 3.1.4</b>     | Sanctioned (S) & Actual (A) Strength in various Ranks with Vacancies (V) of Total (Civil+ District Armed Reserve (DAR) + Armed + IRB) Police Force in States/UTs Police Force | <b>102</b> |
| <b>TABLE 3.1.5</b>     | Officers to Field Staff Ratio of Sanctioned & Actual Strength of Police in States & UTs   | <b>106</b> |
| <b>TABLE 3.1.6</b>     | Actual Strength of Scheduled Castes Staff in States/UTs   | <b>107</b> |
| <b>TABLE 3.1.7</b>     | Actual Strength of Scheduled Tribes Staff in States/UTs   | <b>108</b> |
| <b>TABLE 3.1.8</b>     | Actual Strength of Other Backward Classes Staff in States/UTs   | <b>109</b> |
| <b>TABLE 3.1.9</b>     | Actual Strength of Women in Civil Police in States/UTs  | <b>110</b> |

| List of Tables          |   | Page No.   |
|-------------------------|---|------------|
| <b>TABLE 3.1.10 (A)</b> | Actual Strength of Woman in District Armed Reserve (DAR) Police in States/UTs   | <b>111</b> |
| <b>TABLE 3.1.10 (B)</b> | Actual Strength of Woman in Special Armed Police Battalion in States/UTs  | <b>112</b> |
| <b>TABLE 3.1.10 (C)</b> | Actual Strength of Woman of Different Ranks in IRB Police in States/UTs   | <b>113</b> |
| <b>TABLE 3.1.10 (D)</b> | Actual (A) Strength of Woman of Different Ranks in Commando Battalions in States/UTs  | <b>115</b> |
| <b>TABLE 3.1.10 (E)</b> | Number of All-Woman Battalion in Police in States/UTs   | <b>117</b> |
| <b>TABLE 3.2.1</b>      | Strength of Woman Police, Reservation of woman Police, Woman Population Per Woman Police  | <b>118</b> |
| <b>TABLE 3.2.2</b>      | Sanctioned (S)/Actual (A) Strength in Various Ranks in Traffic Police in States/UTs   | <b>120</b> |
| <b>TABLE 3.2.3</b>      | Actual Strength of Woman Police in Various Ranks in Traffic Police in States/UTs  | <b>122</b> |
| <b>TABLE 3.2.4</b>      | Sanctioned (S) & Actual (A) Strength of Special Branch Dealing with Intelligence in States/UTs  | <b>123</b> |
| <b>TABLE 3.2.5</b>      | Actual Strength of Woman Police in Special Branch Dealing with Intelligence in States/UTs   | <b>125</b> |
| <b>TABLE 3.2.6</b>      | Sanctioned (S) & Actual (A) Strength of Crime Investigation Department (CID/Crime Branch (CB)) in States/UTs  | <b>126</b> |
| <b>TABLE 3.2.7</b>      | Actual Strength of Woman Officers in Crime Investigation Department (CID/Crime Branch (CB)) in States/UTs   | <b>128</b> |
| <b>TABLE 3.2.8</b>      | Sanctioned (S) & Actual (A) Strength of Various Ranks in Special Operations Group Units Dealing with Insurgents/ Extremists/ Terrorists in States/UTs | <b>129</b> |
| <b>TABLE 3.2.9 (A)</b>  | Actual Strength of Woman Police in Various Ranks in Special Operations Group Units Dealing with Insurgents/ Extremists/ Terrorists in States/UTs      | <b>131</b> |

|                        | <b>List of Tables</b>  | <b>Page No.</b> |
|------------------------|--|-----------------|
| <b>TABLE 3.2.9 (B)</b> | Actual (A) Strength of Anti Corruption Bureau (ACB)/<br>Vigilance Department in States/UTs   | <b>133</b>      |
| <b>TABLE 3.2.9 (C)</b> | Actual Strength of Special Task Force in States/UTs (Dealing<br>with Organized Crime)  | <b>135</b>      |
| <b>TABLE 3.2.9 (D)</b> | Sanctioned (S) & Actual (A) Strength of Different Ranks in<br>SDRF (Disaster Response) in States/UTs   | <b>137</b>      |
| <b>TABLE 3.2.10</b>    | Sanctioned (S) and Actual (A) Strength of Gazetted and Non-<br>Gazetted Personnel in Central Armed Police Forces (CAPFs)   | <b>139</b>      |
| <b>TABLE 3.2.11</b>    | Sanctioned (S) and Actual (A) Strength of Central Armed<br>Police Forces (CAPFs)   | <b>140</b>      |
| <b>TABLE 3.3.1</b>     | Actual Strength in Various Ranks of Woman in Central<br>Armed Police Forces (CAPFs)  | <b>143</b>      |
| <b>TABLE 3.3.2</b>     | Actual Strength of Scheduled Castes Staff in CAPFs   | <b>145</b>      |
| <b>TABLE 3.3.3</b>     | Actual Strength of Scheduled Tribes Staff in CAPFs   | <b>146</b>      |
| <b>TABLE 3.3.4</b>     | Actual Strength of Other Backward Classes Staff in CAPFs   | <b>147</b>      |
| <b>TABLE 3.3.5</b>     | Actual Strength of Central Investigation Agencies &<br>Other Central Police Organizations (CPOs)   | <b>148</b>      |
| <b>TABLE 3.3.6</b>     | Actual Strength of Woman in Central Investigation<br>Agencies & Other Central Police Organizations (CPOs)  | <b>149</b>      |
| <b>TABLE 3.3.7</b>     | Actual Strength of Scheduled Castes Staff in Central<br>Investigation Agencies & Other Central Police<br>Organizations (CPOs)  | <b>151</b>      |
| <b>TABLE 3.3.8</b>     | Actual Strength of Scheduled Tribes Staff in Central<br>Investigation Agencies & Other Central Police<br>Organizations (CPOs)  | <b>152</b>      |
| <b>TABLE 3.3.9</b>     | Actual Strength of Other Backward Classes Staff in<br>Central Investigation Agencies & Other Central Police<br>Organizations (CPOs)                                    | <b>153</b>      |
| <b>TABLE 4.1.1</b>     | Total State Budget, Budget for Police, Budget for Police<br>Training, Police Expenditure for the Financial Year 2019 -<br>2020 (Revised) (Figures in crores of Rupees) | <b>154</b>      |

| List of Tables         |  | Page No.   |
|------------------------|--|------------|
| <b>TABLE 4.1.2</b>     | Total State Budget, Budget for Police, Budget for Police Training, Police Expenditure for the Financial Year 2020 - 2021 (Tentative) (Figures in crores of Rupees)       | <b>155</b> |
| <b>TABLE 4.1.3</b>     | Increase/Decrease in Total Police Expenditure & Training Expenditure as Compared to Financial Year 2019-20 (Revised) & 2020-21 (Tentative) (Figures in crores of Rupees) | <b>156</b> |
| <b>TABLE 4.1.4 (A)</b> | Modernization Grant by Central & State Govt to the Police & Utilization in the financial year 2019-20 (Revised) (Figures in crores of Rupees)                            | <b>157</b> |
| <b>TABLE 4.1.4 (B)</b> | Modernization Grant by Central & State Govt to the Police & Utilization in the financial year 2020-21 (Tentative) (Figures in crores of Rupees)                          | <b>158</b> |
| <b>TABLE 4.1.5</b>     | Budget & Expenditure of CAPFs for the Financial Year 2019-20 (Revised) & 2020-21 (Tentative) (Figures in crores of Rupees)   | <b>159</b> |
| <b>TABLE 5.1.1</b>     | Number of Police Zones, Ranges, Districts, Sub-Divisions, Circles, and Sanctioned Police Stations  | <b>160</b> |
| <b>TABLE 5.1.2</b>     | Number of Sanctioned (S) and Actual (A) Police Stations (Rural, Urban & Special Purpose Police Stations) in States/UTs   | <b>161</b> |
| <b>TABLE 5.1.3</b>     | Number of Sanctioned (S) and Actual (A) Police Outposts (Rural, Urban & Railway) in States/UTs   | <b>162</b> |
| <b>TABLE 5.1.4</b>     | Actual Number of Special Purpose Police Stations in States/UTs   | <b>163</b> |
| <b>TABLE 5.1.5</b>     | Police Commissionerate System in India   | <b>165</b> |
| <b>TABLE 5.1.5 (A)</b> | Sanctioned (S) Strength of Civil Police in Metro Cities having Police Commissionerate System   | <b>166</b> |
| <b>TABLE 5.1.5 (B)</b> | Sanctioned (S) Strength of District Armed Reserve (DAR) Police in Metro Cities having Police Commissionerate System  | <b>168</b> |
| <b>TABLE 5.1.5 (C)</b> | Sanctioned (S) Strength of Armed Police in Metro Cities having Police Commissionerate System   | <b>170</b> |
| <b>TABLE 5.1.6</b>     | Vehicles available with States/UTs Police  | <b>172</b> |



| List of Tables         |   | Page No.   |
|------------------------|---|------------|
| <b>TABLE 5.1.6(A)</b>  | Number of Special Vehicles available with States/UTs  | <b>174</b> |
| <b>TABLE 5.1.7</b>     | Transport Resources Per 100 Police Personnel  | <b>175</b> |
| <b>TABLE 5.1.8</b>     | Actual Strength of Vehicles available with CAPFs  | <b>176</b> |
| <b>TABLE 5.1.8(A)</b>  | Number of Special Purpose Vehicles available with CAPFs   | <b>177</b> |
| <b>TABLE 5.1.9</b>     | Number of Police Stations Having/Not Having Vehicles, Telephones & Wireless/Mobiles in State/UT   | <b>178</b> |
| <b>TABLE 5.1.10</b>    | Family Quarters available for Officers of the rank of Dy. SP & Above, ASIs to Inspectors, Constables & Head Constables in State/UT            | <b>179</b> |
| <b>TABLE 5.2.1</b>     | Family Quarters available for Officers of the rank of Asstt. Commandant and above, ASIs to Subedar Major, Constable & Head Constable in CAPFs | <b>180</b> |
| <b>TABLE 5.2.1(A)</b>  | Expenditure on CAPFs Housing Corporation in Financial Year 2019 – 2020 (Revised) (Rs. in crores)  | <b>181</b> |
| <b>TABLE 5.2.1(B)</b>  | Expenditure on CAPFs Housing Corporation in Financial Year 2020 – 2021 (Tentative) (Rs. in crores)  | <b>182</b> |
| <b>TABLE 5.2.2 (A)</b> | Expenditure by Police Housing Corporations in Financial Year 2019-20 (Revised) (Rs. in crores)  | <b>183</b> |
| <b>TABLE 5.2.2 (B)</b> | Expenditure by Police Housing Corporations in Financial Year 2020-21 (Tentative) (Rs. in crores)  | <b>184</b> |
| <b>TABLE 5.2.3</b>     | Police Offices Operated from Government/Hired Buildings   | <b>185</b> |
| <b>TABLE 6.1.1</b>     | Number of Forensic Science Laboratories/Mobile Forensic Science Vans available with States/UTs  | <b>186</b> |
| <b>TABLE 6.1.2</b>     | Number of Servers, Computers, Laptops available with State/UT Police  | <b>187</b> |
| <b>TABLE 6.1.3</b>     | Number of CCTV Cameras, Speed Guns & Breath Analyzers available with State/UT Police  | <b>188</b> |
| <b>TABLE 6.1.4</b>     | Number of Animals in the States/UTs Police  | <b>189</b> |
| <b>TABLE 6.1.5</b>     | Number of Animals in the CAPFs  | <b>190</b> |

|                     | <b>List of Tables</b>  | <b>Page No.</b> |
|---------------------|--|-----------------|
| <b>TABLE 6.1.6</b>  | Number of actual/existing Police Stations installed with CCTV Cameras  | <b>191</b>      |
| <b>TABLE 6.1.7</b>  | The number of Central Armed Police Forces Companies (BSF, CRPF, CISF, ITBP, etc.) Deployed in the States/UTs for over Six Months during Calendar Year 2020 | <b>192</b>      |
| <b>TABLE 6.1.8</b>  | Number of Police Personnel Directly Recruited/Inducted in States/UTs during the Calendar Year 2020   | <b>193</b>      |
| <b>TABLE 6.1.9</b>  | Number of Police Personnel Directly Recruited/Inducted in CAPFs during the Calendar Year 2020  | <b>196</b>      |
| <b>TABLE 6.1.10</b> | Number of Newly Recruited Police Personnel Trained in States/UTs during the Calendar Year 2020 (Tentative)   | <b>198</b>      |
| <b>TABLE 6.2.1</b>  | Number of Directly Recruited/Inducted CAPFs Personnel Trained during the Calendar Year 2020 (Tentative)  | <b>201</b>      |
| <b>TABLE 6.2.2</b>  | Statistics Regarding IPS Officers (Tentative)  | <b>203</b>      |
| <b>TABLE 6.2.3</b>  | Data regarding Women Helpdesk set up in Police Stations  | <b>204</b>      |
| <b>TABLE 6.2.4</b>  | State/UT wise Number of Women Police Stations and their location   | <b>205</b>      |
| <b>TABLE 6.2.5</b>  | Details of Police Medals for Gallantry awarded to Police Personnel of States/UTs/CAPFs/CPOs, etc., during 2020   | <b>221</b>      |
| <b>Appendix 1</b>   | State/UT-wise Training Institutes in India   | <b>223</b>      |
| <b>Appendix 2</b>   | CAPF-wise Training Institutes in India   | <b>235</b>      |
| <b>Appendix 3</b>   | State/UT-wise Pay Scales from the rank of Constable to Dy. Superintendent of Police  | <b>242</b>      |
| <b>Appendix 4</b>   | CAPF-wise Pay Scales from the rank of Constable to Asstt. Commandant of Police   | <b>244</b>      |
| <b>Appendix 5</b>   | State/UT-Wise Terrorism/Extremism Affected Police Districts during the Calendar Year 2020  | <b>245</b>      |
| <b>Appendix 6</b>   | Central Investigation Agency & Other Central Police Organization-(CPOs) wise Training Institutes in India  | <b>246</b>      |

|                    | <b>List of Tables</b>  | <b>Page No.</b> |
|--------------------|--|-----------------|
| <b>Appendix 7</b>  | Central Investigation Agencies & Other Central Police Organization-(CPOs) wise Pay Scales from the rank of Constable to Dy. Superintendent of Police | <b>248</b>      |
| <b>Appendix 8</b>  | Number of Cyber Cells in State/UT  | <b>249</b>      |
| <b>Appendix 9</b>  | Anti Sabotage Team (AST) / Check Team / Bomb Detection And Bomb Disposal Squad in State/UT   | <b>250</b>      |
| <b>Appendix 10</b> | Number and Name of Police Apps for Citizens in State/UT  | <b>251</b>      |
| <b>Appendix 11</b> | State/UT-Wise Police Universities in India   | <b>254</b>      |
| <b>Appendix 12</b> | Police Helpline Numbers in State/UT  | <b>255</b>      |
| <b>Appendix 13</b> | Police Bands in State/UT   | <b>262</b>      |
| <b>Appendix 14</b> | Number of Student Police Cadets (SPC) Project Schools & Student Police Cadets (SPC) in State/UT  | <b>263</b>      |
| <b>Appendix 15</b> | Anti Sabotage Teams (AST) / Check Teams / Bomb Detection And Bomb Disposal Squads in CAPF  | <b>264</b>      |
| <b>Appendix 16</b> | Number of Animals in the Central Investigation Agencies & Other Central Police Organizations (CPOs)  | <b>265</b>      |
| <b>Appendix 17</b> | Budget & Expenditure of Central Investigation Agencies & Other Central Police Organizations (CPOs)(Figures in Crores of Rupees)                      | <b>266</b>      |
| <b>Appendix 18</b> | Actual Strength of Vehicles Available with Central Investigation Agencies & Other Central Police Organizations (CPOs)                                | <b>267</b>      |
| <b>Appendix 19</b> | Family Quarters Available with Central Investigation Agencies & Other Central Police Organizations (CPOs)  | <b>268</b>      |
| <b>Appendix 20</b> | Expenditure on Housing of CPOs in the Financial Year 2019-2020 (Revised) (Rs. in Crores)   | <b>269</b>      |
| <b>Appendix 21</b> | Expenditure on Housing of CPOs in the Financial Year 2020-2021 (Tentative) (Rs. in Crores)   | <b>270</b>      |



## GLOSSARY

| SI.No. | ABBREVIATION  | FULL FORM                                   |
|--------|---------------|---|
| 1      | A             | ACTUAL                                      |
| 2      | A & N ISLANDS | ANDAMAN & NICOBAR ISLANDS                   |
| 3      | ADDL. DGP     | ADDITIONAL DIRECTOR GENERAL OF POLICE       |
| 4      | AIGP          | ASSISTANT INSPECTOR GENERAL OF POLICE       |
| 5      | APP           | AREA PER POLICE PERSON                      |
| 6      | ARSI          | ARMED RESERVE SUB INSPECTOR                 |
| 7      | ASI           | ASSISTANT SUB INSPECTOR                     |
| 8      | AST           | ANTI SABOTAGE TEAM                          |
| 9      | BPR&D         | BUREAU OF POLICE RESEARCH & DEVELOPMENT     |
| 10     | BSF           | BORDER SECURITY FORCE                       |
| 11     | CAPF          | CENTRAL ARMED POLICE FORCE                  |
| 12     | CBI           | CENTRAL BUREAU OF INVESTIGATION             |
| 13     | CCTV          | CLOSED CIRCUIT TELEVISION                   |
| 14     | CID           | CRIME INVESTIGATION DEPARTMENT              |
| 15     | CISF          | CENTRAL INDUSTRIAL SECURITY FORCE           |
| 16     | CPO           | CENTRAL POLICE ORGANIZATION                 |
| 17     | CRPF          | CENTRAL RESERVE POLICE FORCE                |
| 18     | D&N HAVELI    | DADRA & NAGAR HAVELI                        |
| 19     | DAR           | DISTRICT ARMED RESERVE                      |
| 20     | DCPW          | DIRECTORATE OF COORDINATION POLICE WIRELESS |
| 21     | DGP           | DIRECTOR GENERAL OF POLICE                  |
| 22     | DIG           | DEPUTY INSPECTOR GENERAL OF POLICE          |
| 23     | DoPO          | DATA ON POLICE ORGANIZATIONS                |
| 24     | Dy SP         | DEPUTY SUPERINTENDENT OF POLICE             |
| 25     | ERSS          | EMERGENCY RESPONSE SUPPORT SYSTEM           |
| 26     | FSL           | FORENSIC SCIENCE LABORATORY                 |
| 27     | GO            | GAZETTED OFFICER                            |
| 28     | HC            | HEAD CONSTABLE                              |

| SI.No. | ABBREVIATION | FULL FORM  |
|--------|--------------|--|
| 29     | IGP          | INSPECTOR GENERAL OF POLICE  |
| 30     | IRB          | INDIAN RESERVE BATTALION   |
| 31     | ITBP         | INDO-TIBETAN BORDER POLICE   |
| 32     | LNJN-NICFS   | LOK NAYAK JAY PRAKASH NARAYAN NATIONAL INSTITUTE OF CRIMINOLOGY AND FORENSIC SCIENCE |
| 33     | MFSV         | MOBILE FORENSIC SCIENCE VAN  |
| 34     | MHA          | MINISTRY OF HOME AFFAIRS   |
| 35     | MLA          | MEMBER OF LEGISLATIVE ASSEMBLY   |
| 36     | MP           | MEMBER OF PARLIAMENT   |
| 37     | MPV          | MINES PROTECTED VEHICLES   |
| 38     | NA           | NOT AVAILABLE  |
| 39     | NCRB         | NATIONAL CRIME RECORDS BUREAU  |
| 40     | NDPS         | NARCOTIC DRUGS AND PSYCHOTROPIC  |
| 41     | NDRF         | NATIONAL DISASTER RESPONSE FORCE   |
| 42     | NEPA         | NORTH EASTERN POLICE ACADEMY   |
| 43     | NIA          | NATIONAL INVESTIGATION AGENCY  |
| 44     | NP           | NOT PROVIDED   |
| 45     | NSG          | NATIONAL SECURITY GUARDS   |
| 46     | OBC          | OTHER BACKWARD CLASS   |
| 47     | PAR          | POLICE AREA RATIO  |
| 48     | PCR          | POLICE CONTROL ROOM  |
| 49     | PMG          | POLICE MEDAL FOR GALLANTRY   |
| 50     | PPMG         | PRESIDENT'S POLICE MEDAL FOR GALLANTRY   |
| 51     | PPP          | POPULATION PER PERSON  |
| 52     | PPR          | POLICE POPULATION RATIO  |
| 53     | RGI          | REGISTRAR GENERAL OF INDIA   |
| 54     | RI           | RESERVE INSPECTOR  |
| 55     | RPF          | RAILWAY PROTECTION FORCE   |
| 56     | RSI          | RESERVE SUB INSPECTOR  |
| 57     | S            | SANCTIONED   |

## DATA ON POLICE ORGANIZATIONS

| SI.No. | ABBREVIATION | FULL FORM   |
|--------|--------------|---|
| 58     | SC           | SCHEDULED CASTE                                     |
| 59     | SCRB         | STATE CRIME RECORDS BUREAU                          |
| 60     | SDRF         | STATE DISASTER RESPONSE FORCE                       |
| 61     | SI           | SUB INSPECTOR                                       |
| 62     | SIT          | SPECIAL INVESTIGATION TEAM                          |
| 63     | SOI          | SURVEY OF INDIA                                     |
| 64     | SOS          | SAVE OUR SOULS                                      |
| 65     | SP           | SUPERINTENDENT OF POLICE                            |
| 66     | SPC          | STUDENT POLICE CADET                                |
| 67     | SSB          | SASHASTRA SEEMA BAL                                 |
| 68     | SSP          | SENIOR SUPERINTENDENT OF POLICE                     |
| 69     | ST           | SCHEDULED TRIBE                                     |
| 70     | STF          | SPECIAL TASK FORCE                                  |
| 71     | SVP NPA      | SARDAR VALLABHBHAI PATEL NATIONAL<br>POLICE ACADEMY |
| 72     | TPP          | TRANSPORT PER POLICE PERSONNEL                      |
| 73     | UT           | UNION TERRITORY                                     |
| 74     | V            | VACANCY   |
| 75     | WPWP         | WOMAN POPULATION PER WOMAN POLICE                   |



# **1** CHAPTER

## INTRODUCTION

### SECTION I : DATA COLLECTION TECHNIQUE

- Purpose of the Publication
- User Guide to Indian Police Statistics
  - Statistics Covered
- Data source and quality
  - Data Collection Tool
  - Analytical Techniques
  - Data Collection Procedure
- Data Limitations and Implications
  - Conventions used

This section provides information regarding the purpose of publication, user guide to Indian Police Statistics, data source and quality, statistical tools, the procedure of data collection, limitations, and implications.

### PURPOSE OF PUBLICATION

The BPR&D has been publishing the “Data on Police Organizations” in India since 1986, annually. From time to time, some of the essential features like woman police, police expenditure, constabulary ratio, transport facilities, communication facilities, representation of SCs/STs, and police training institutes were added.

In this publication, dimensions like the infrastructure of CAPFs (vehicle availability, family quarters, training institutions, tracker and sniffer dogs, and pay scales), Gender- wise data on

Police Forces, District Armed Reserve Police, Senior Supervisory Officers, Immediate Supervisory Officers, and Field Staff Ratio, Data of Woman Police, Sanctioned and Actual Strength of SCs/STs and OBCs have been added.

This issue of “Data on Police Organizations” in India, as on 01.01.2021, will be more beneficial for the users, especially for the policymakers, police officers, researchers, academicians, police administrators, and other stakeholders, as it is coming out timely.

## **DATA COLLECTION PROCEDURE**

“Data on Police Organizations” in India (DoPO) has been prepared based on the data provided by the States/UTs, CAPFs, and other Central Police Organizations. Further, data have also been obtained from the Registrar General of India (RGI) and the Survey of India (SOI).

## **STATISTICAL TOOLS**

Statistical methods involved in carrying out the study include planning, designing, collecting data, analyzing, drawing meaningful interpretation, and reporting the findings.

## **PRESENTATION OF DATA**

Data are collected in a raw format. Therefore, data have been summarized, processed, analyzed, and presented in charts and tables to make them more meaningful. However, in this format, there are inherent difficulties in its understanding.

The graph is a very effective visual tool. It displays data at a glance, facilitates comparison, reveals trends and relationships within the data, such as changes over time, frequency distribution and correlation, etc. Bar graphs, Pie charts, and other statistical tools have been used.

## **DATA LIMITATIONS**

DoPO has been prepared based on data provided by the States/UTs/CAPFs and other Police Organizations.

Police structures in different States/UTs, CAPFs, and CPOs are not uniform. In a few cases, States/UTs have not provided complete data; consequently, it has been mentioned as ‘Not Available (NA)/Not Provided (NP)’ in the relevant Tables and, at places, wherever appropriate, data of the previous year has been incorporated for the sake of comparison.



## SECTION II: INDIAN DEMOGRAPHY

- Male & Female Population
- Geographical Area

This section depicts the information/data of States/UTs regarding demography, containing the country's male-female population and geographical area.

### MALE & FEMALE POPULATION

Demography is the statistical study of populations, especially human beings. At a glance, it analyzes living population, i.e., changes over time and space in response to birth, migration, aging, death, etc.

Its analysis covers entire society or groups defined by education, nationality, religion, ethnicity, etc. Demographic studies also analyze the relationships between economic, social, cultural, and biological processes influencing the population.

The total population of India, as on 01.10.2020, as provided by the Registrar General of India and the Census Commissioner of India, is 135.69 crore, approx., comprising 69.79 crore males and 65.9 crore females.

Among the States, Uttar Pradesh, with a population of more than 22.96 crores, is the most populous state in the country, followed by Maharashtra, with a population of 12.39 crore.

Among the Union Territories, Delhi, with a population of more than 2.04 crore, is the most populous UT in the country, followed by J&K, with a population of 1.33 crore.

### GEOGRAPHICAL AREA

The total geographical area of the country is 32,87,162 Sq. Kms, approximately. In terms of geographical area, the largest state in India is Rajasthan, with an area of 3,42,111 sq. Km. and the smallest is the UT of Lakshadweep, with an area of 30 sq. Km.



# 2 CHAPTER

## BASIC POLICE STATISTICS

- Police – Population Ratio (PPR) (Per Lakh of Population)
- Police – Area Ratio (PAR) ( Per 100 sq. Km. of Area)
- Population Per Police Person (PPP)
- Area Per Police Person (APP) (in Sq. Km.)
- Transport Per 100 Police Personnel (TPP)

The basic police data is a compilation of information on sanctioned/actual strength of Civil, District Armed Reserve Police & State Special Armed Police, Population Per Police Person (PPP), i.e., Police - Population Ratio (PPR), Area Per Police Person (APP), number of Police Zones, Ranges, Districts, Circles, Police Stations, Police Posts and number of Special Armed Police Battalions in the country.

An analysis of the national data on police over the last five years (**Table No - 2.1.1**) provides the percentage of changes regarding the preceding years from 2016 to 2020.

### POLICE – POPULATION RATIO (PPR) (PER LAKH OF POPULATION)

Police per lakh of Population Ratio (PPR) against the total sanctioned Police strength (Civil + DAR + Special Armed + IRB) during the year 2020 is 193.95 as compared to 195.39 in the previous year. The highest ratio is 1,269.50 in A&N Islands (**Table No -2.1.3**).

### POLICE – AREA RATIO (PAR) (PER 100 SQ. KM. OF AREA)

Police per 100 Sq. Km. of Area Ratio (PAR) against the total sanctioned Police strength (Civil + DAR + Special Armed + IRB) during the year 2020 is 80.07 as compared to 79.80 in the previous year. The highest ratio is 6,149.12 in Chandigarh (**Table No-2.1.3**).

## POPULATION PER POLICE PERSON (PPP)

Population Per Police Person against the total sanctioned Police strength (Civil + DAR + Special Armed+ IRB) during the year 2020 is 515.59 as compared to 511.81 in the previous year. The highest ratio is 858.23 in Bihar ( **Table No-2.1.2**).

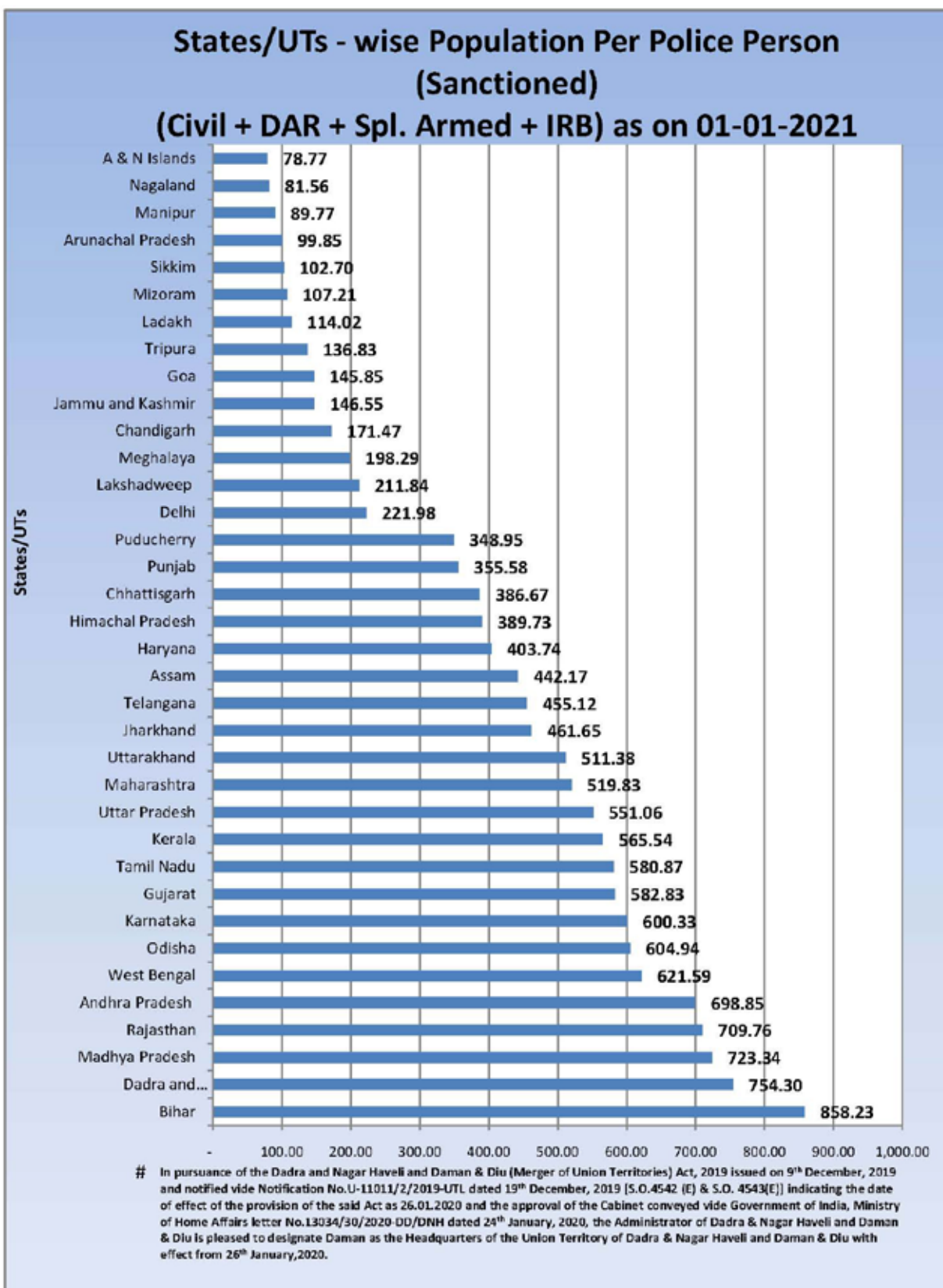
## AREA PER POLICE PERSON (APP) (IN SQ. KM)

Area Per Police Person (in Sq. Km) against the total sanctioned Police strength (Civil + DAR + Special Armed+ IRB) during the year 2019 is 1.25, compared to 1.25 in the previous year. The highest ratio is 64.97 in Ladakh (**Table No-2.1.2**).


## TRANSPORT PER 100 POLICE PERSONNEL(TPP)

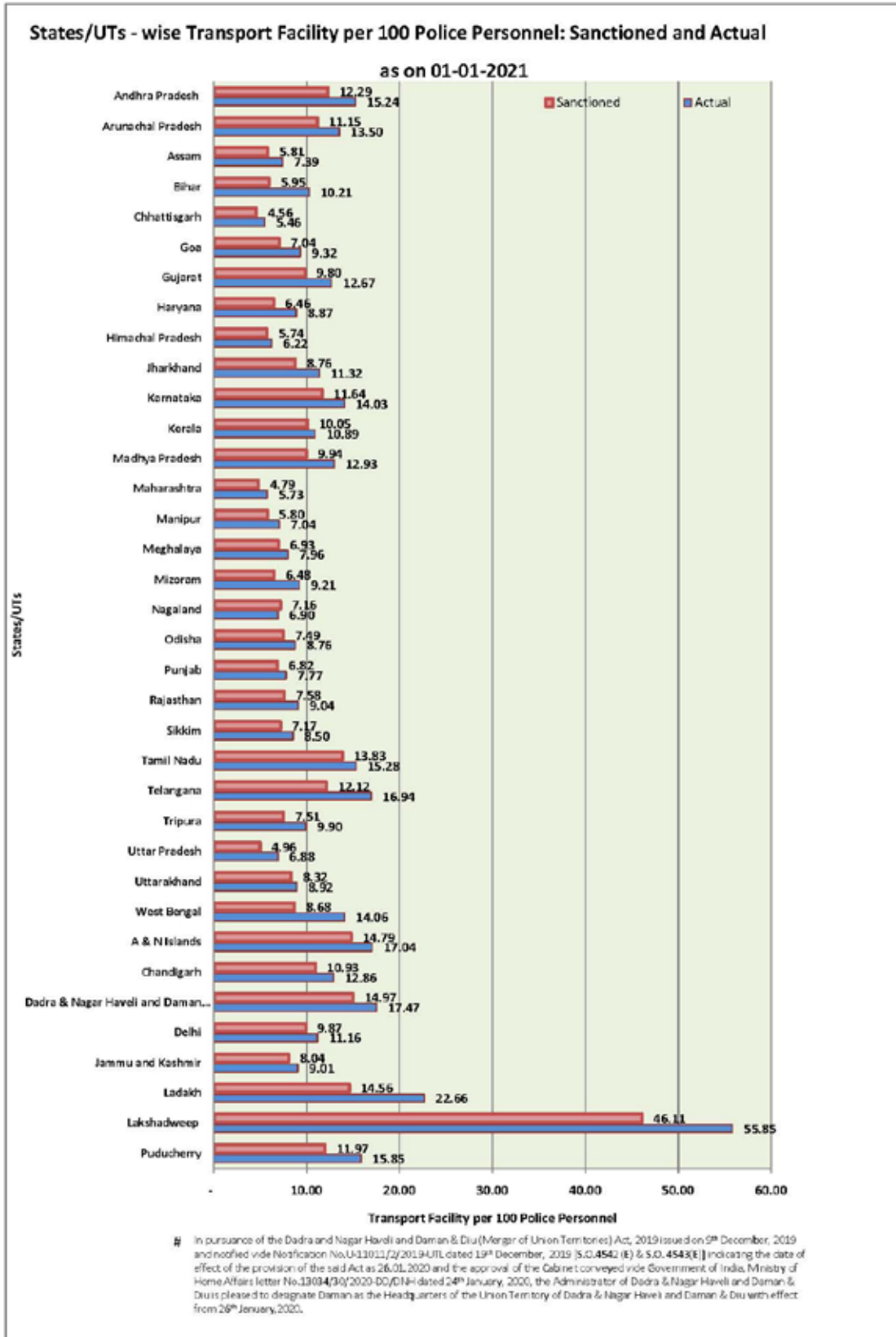
Transport per 100 Police Personnel against the total sanctioned Police strength (Civil+ DAR+ Special Armed+ IRB) during the year 2020 is 7.87 as compared to 7.74 in the previous year. The highest ratio is 46.11 in Lakshadweep. However, actual availability during the year 2020 is 10.00 (**Table No-2.1.2**).

State/UT-wise Population Per Police Person (PPP), State/UT-wise Area in Sq. Km. Per Police Person (APR) & State/UT-wise Transport Resources Per 100 Police Personnel (TPP) are shown at the end of this section.









# 3 CHAPTER

## INDIAN POLICE:HUMAN RESOURCES

### SECTION I : STRENGTH OF POLICE

- Sanctioned and Actual Police Strength (Civil+ DAR + Special Armed+ IRB)
- Officers to Field Staff Ratio
- State/UT wise Vacancy in Police Forces
- Sanctioned & Actual Strength of Traffic Police
- Sanctioned & Actual Strength of Special Branch
- Sanctioned& Actual Strength of CID/Crime Branch
- Sanctioned & Actual Strength of Special Police Units
- Sanctioned & Actual Strength of Central Armed Police Forces(CAPFs)

This section provides information on sanctioned and actual strength of Civil Police, District Armed Reserve Police, State Special Armed Police and the total strength of Police. Rank-wise sanctioned and actual strength of Police Forces of States/UTs and CAPFs have been provided. Officers to Field Staff Ratio (Teeth to Tail Ratio) has been computed for sanctioned and actual police strength of States/UTs. Efforts have been made to provide rank-wise sanctioned and actual strength of Traffic Police, Special Branch, CID/Crime Branch and Special Police Units.

### SANCTIONED STRENGTH

Data on the sanctioned strength of State Police Forces indicate that out of 26.31 lakh of the total police force in the country, 17.55 lakh are Civil Police, 3.07 lakh are District Armed Reserve Police and the remaining 4.05+1.64 (IRBn) lakh, are State Special Armed Police. The total sanctioned strength is the highest in Uttar Pradesh (4.16 lakh), followed by Maharashtra (2.38 lakh).



The sanctioned strength of Civil Police is the highest in Uttar Pradesh (3.20 lakh), followed by Maharashtra (1.95 lakh).

The sanctioned strength of the District Armed Reserve Police is the highest in UP (51,495), followed by Bihar (51,166).

The sanctioned strength of the State Special Armed Police is the highest in Uttar Pradesh (44,149), followed by Assam (34,992) **(Table No-3.1.1)**.

## ACTUAL STRENGTH

Data on the actual strength of State Police Forces indicates that out of 20.69 lakh of the total police forces in the country, 13.73 lakh are Civil Police, 2.33 lakh District Armed Police and the remaining 3.30+1.33 (IRBn) lakh are the State Special Armed Police. The actual strength is the highest in Uttar Pradesh (3.00 lakh), followed by Maharashtra (1.99 lakh).

The actual strength of the Civil Police is the highest in Uttar Pradesh (2.32 lakh), followed by Maharashtra (1.64 lakh).

The actual strength of the District Armed Reserve Police is the highest in Bihar (41,984), followed by Tamil Nadu (26,723).

The actual strength of the State Special Armed Police is the highest in Uttar Pradesh (41,335), followed by Assam (28,212) **(Table No-3.1.1)**.

## VACANCY POSITION IN POLICE FORCE

There is a vacancy of (76,069+30,421 IRBn) Police personnel in the State Special Armed Police forces, against (4,05,624+1,63,860 IRBn) sanctioned posts, 73,691 vacancies in the District Armed Reserve Police force, against 3,07,150 sanctioned posts and 3,82,147 vacancies in the Civil Police as against 17,55,256 sanctioned posts. The overall vacancy comes to 5,62,328 against the total sanctioned strength (Civil, DAR, Special Armed and IRBn) of 26,31,890 at the national level **(Table No-3.1.1)**.

## STRENGTH OF TRAFFIC POLICE

There are 73,287 police personnel actually deployed on traffic duties against the sanctioned strength of 1,02,929. The highest number is 9,615 in Maharashtra **(Table No- 3.2.2)**.

### STRENGTH OF SPECIAL BRANCH DEALING WITH INTELLIGENCE

There are 35,350 Police personnel actually deployed in the Special Branch against the sanctioned strength of 46,572. The highest number is 3,844 in Punjab **(Table No- 3.2.4)**.

### STRENGTH OF CID/CRIME BRANCH

17,102 Police personnel are actually deployed in CID/Crime Branch against the sanctioned strength of 23,360. The highest number deployed is 2,198 in Haryana **(Table No- 3.2.6)**.

### STRENGTH OF SPECIAL POLICE UNITS

There are 33,487 Police personnel actually deployed in Special Police Units against the sanctioned strength of 43,674. The highest number is 9,127 in Maharashtra **(Table No - 3.2.8)**.

### STRENGTH OF CENTRAL ARMED POLICE FORCES (CAPFs)

The CRPF assists the State governments in maintenance of Law and Order and performs various internal security duties. BSF, ITBP, Assam rifles and SSB are border guarding forces, but they also provide need based assistance to the civil administration for maintenance of law and order and internal security.

The total sanctioned strength of CAPFs is 11,09,969, out of which 19,838 are Gazetted, and 10,90,131 are Non-Gazetted ranks. However, the total actual strength is 9,80,677, out of which 17,440 are Gazetted and 9,63,237 are Non-Gazetted officers **(Table No - 3.2.10)**

The highest actual strength is 2,96,393 in the Central Reserve Police Force (CRPF) against their sanctioned strength of 3,24,723 as shown in the chart at the end of this section.

### RANK WISE - SANCTIONED STRENGTH & OFFICERS TO FIELD STAFF RATIO

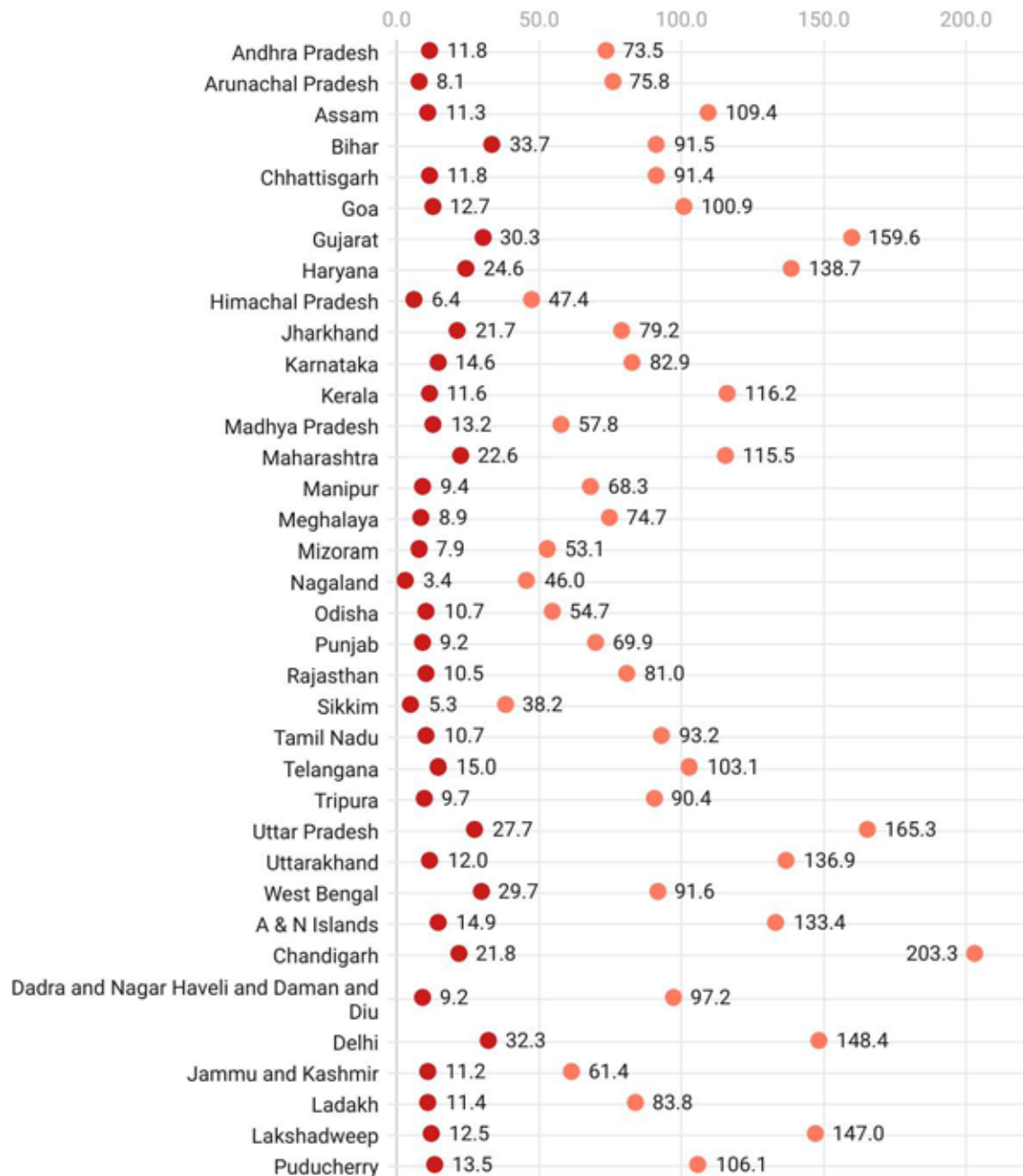
It is popularly known as the teeth to tail ratio. It is an important indicator of the relative strength of police personnel in different ranks. It also helps Police organizations in preparing management plan of the Police forces, generally, comparing Senior Supervisory Officers

(DySP to DG) and Immediate Supervisory Officers (Inspector to ASI) with field personnel (Head Constable and Constable).

The teeth to tail ratio for sanctioned strength of total police forces is 1:15:98 (approx.) **(Table No- 3.1.5)** as also shown in the chart below.

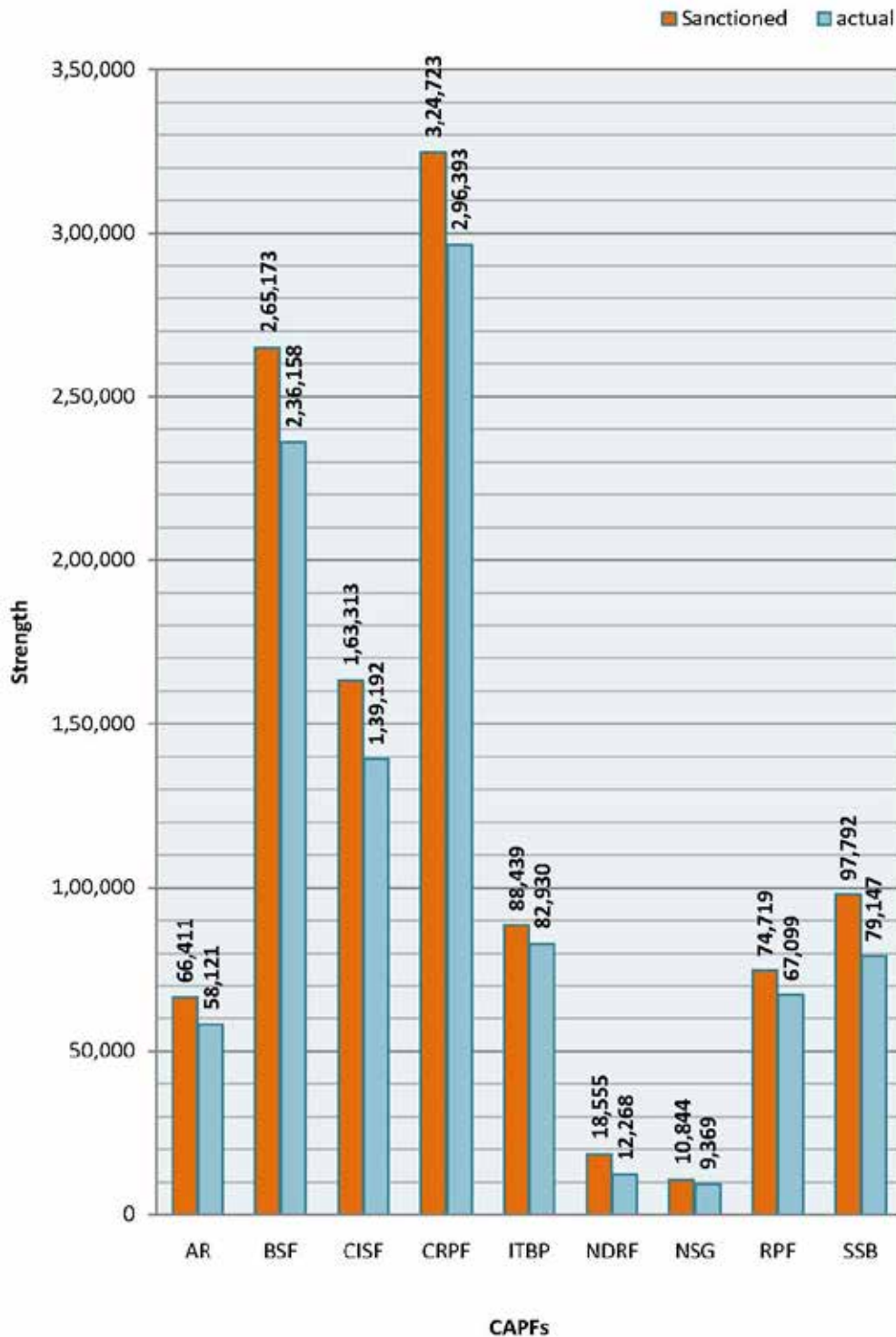
## States/UTs - Wise Officer to Field Staff Ratio (Sanctioned) (Teeth to tail Ratio)

● Immediate Supervisory Staff per Senior Supervisory Staff ● Field Personnel Staff per Senior Supervisory Staff



Senior Supervisory, Immediate Supervisory & Field Personnel Ratio is ratio between Senior Supervisory officers of the ranks of DySP to DG, Immediate Supervisory Officers of the ranks of Asst. Sub-inspector to Inspector to field staff in the rank of Head Constable to Constable

SANCTIONED AND ACTUAL STRENGTH OF CENTRAL ARMED POLICE FORCES (CAPFs) as on 01.01.2021



## SECTION II : SCs/STs & OBCs IN STATE/UT POLICE

- SCs/STs & OBCs in Police Forces
- Percentage of SCs/STs & OBCs in Police Forces
- Reservation of SCs/STs & OBCs approved by State Government in Police Force
- Reservation of SCs/STs & OBCs approved by Central Government in CAPFs

This section provides State/UT-wise information about reservations in respect of Scheduled Castes (SCs), Scheduled Tribes (STs) and Other Backward Classes (OBCs) in the police. The Percentage of reservation for Scheduled Castes, Scheduled Tribes and Other Backward Classes is different in different States/UTs.

### STRENGTH & RESERVATION OF SCHEDULED CASTES (SCs), SCHEDULED TRIBES (STs) & OTHER BACKWARD CLASSES (OBCs):

The total actual strength of Police Personnel belonging to Scheduled Castes stands at 3,04,179 ( from Constable to Dy.SP) in the States/UTs (**Table No - 3.1.6**).

The total actual strength of Police Personnel belonging to Scheduled Tribes stands at 2,35,308 (from Constable to Dy.SP) in the States/UTs (**Table No - 3.1.7**).

The total actual strength of Police Personnel belonging to Other Backward Classes stands at 5,77,110 (from Constable to Dy.SP) in the States/UT (**Table No - 3.1.8**).

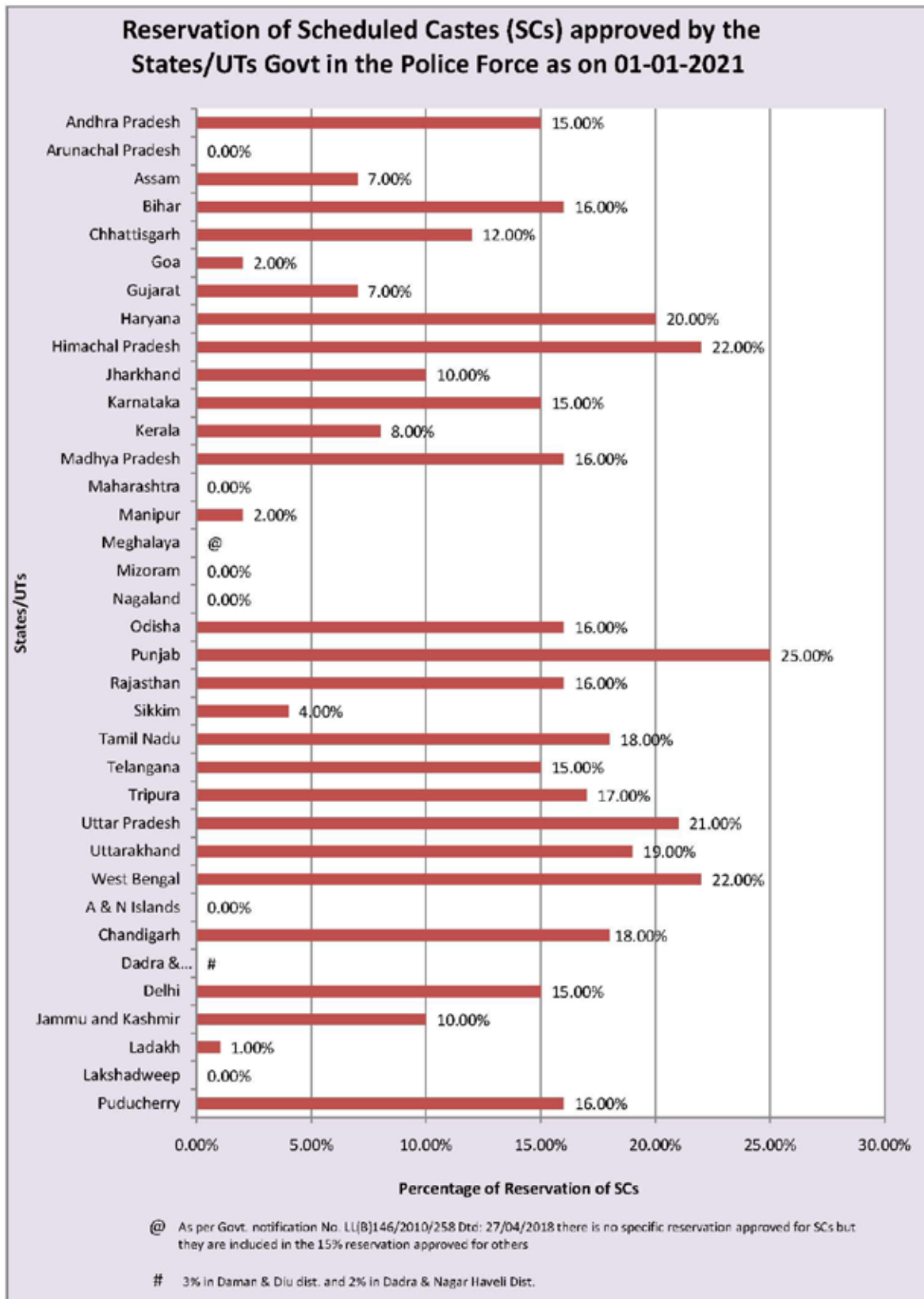
### RESERVATION APPROVED BY STATE GOVERNMENT FOR SCHEDULED CASTES (SCs), SCHEDULED TRIBES (STs) & OTHER BACKWARD CLASSES (OBCs):

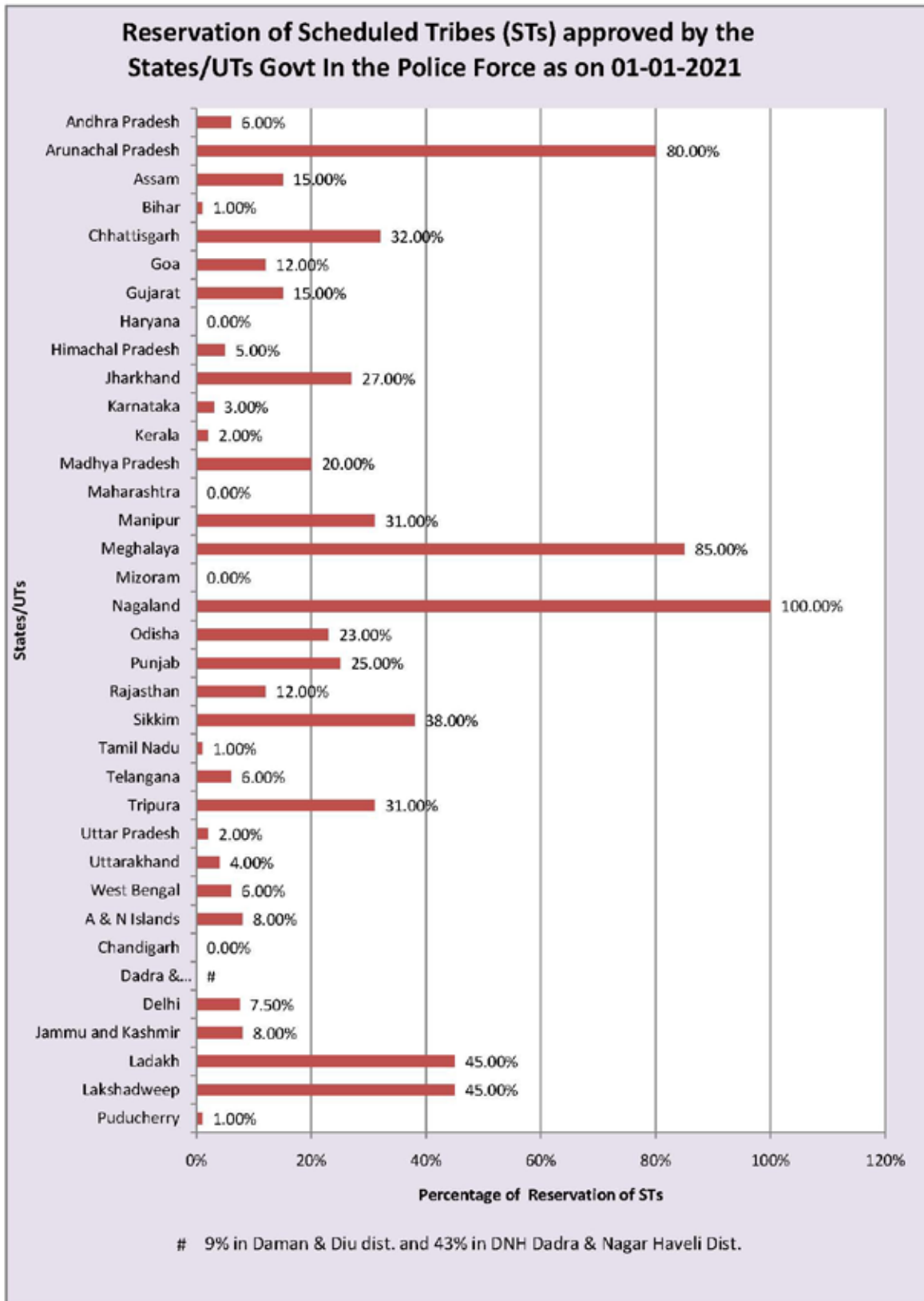
The highest reservation for Scheduled Castes is 25% in Punjab, followed by 22% each in Himachal Pradesh and West Bengal. The last column of the **Table No- 3.1.6** indicates reservation for Scheduled Castes in different States/UTs.

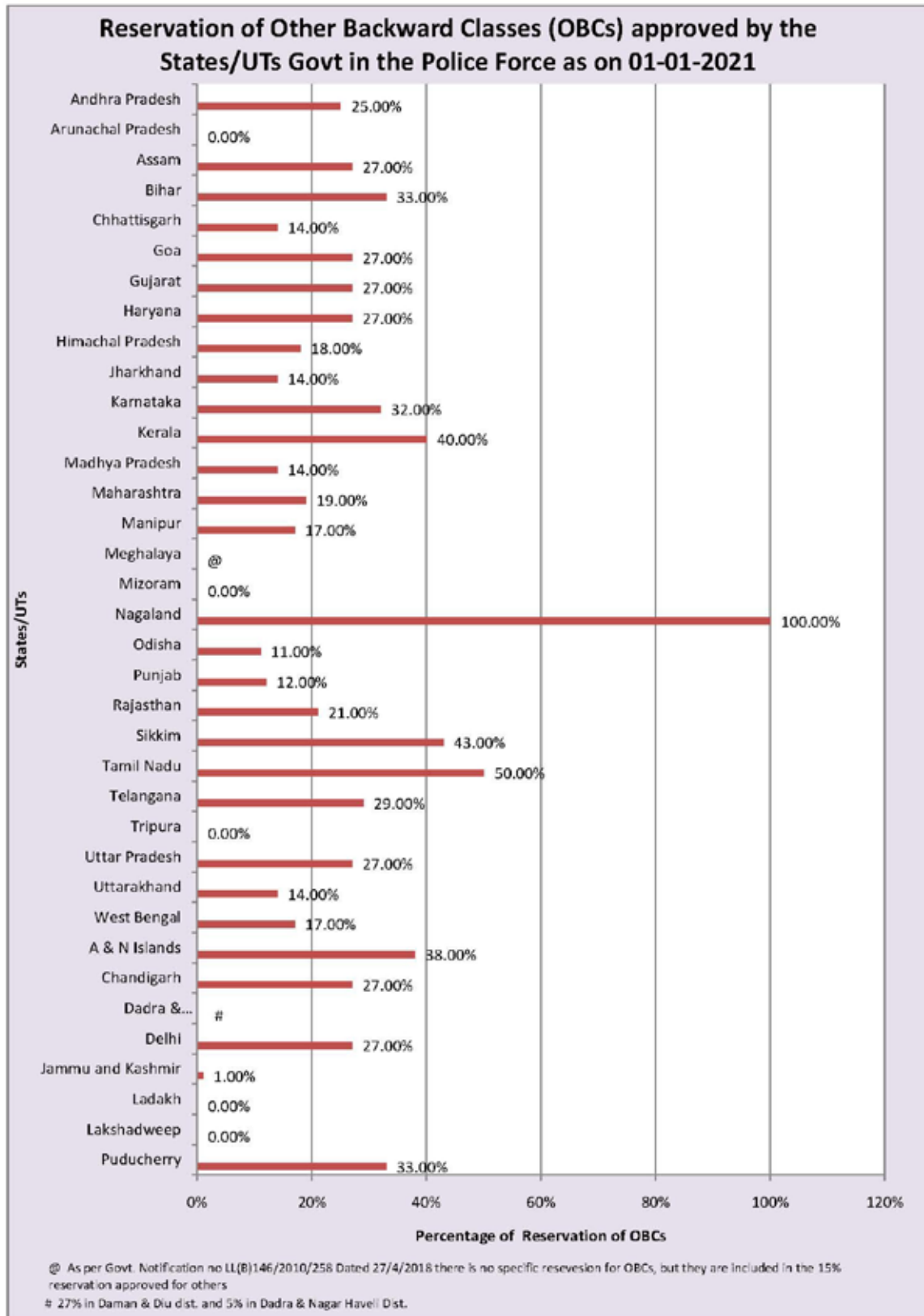
The highest reservation for Scheduled Tribes is in 100% in Nagaland, followed by 85% in Meghalaya. The last column of the concerned **Table No- 3.1.7** indicates reservation for Scheduled Tribes in different States/UTs.

The highest reservation for OBCs is 100% in Nagaland, followed by 50% in Tamil Nadu. The last column of the **Table No. 3.1.8** indicates reservation for OBCs in different States/UTs.

Reservation approved by State governments in the Police Force for Scheduled Castes (SCs), Scheduled Tribes (STs) & Other Backward Classes (OBCs) is shown in the charts below-









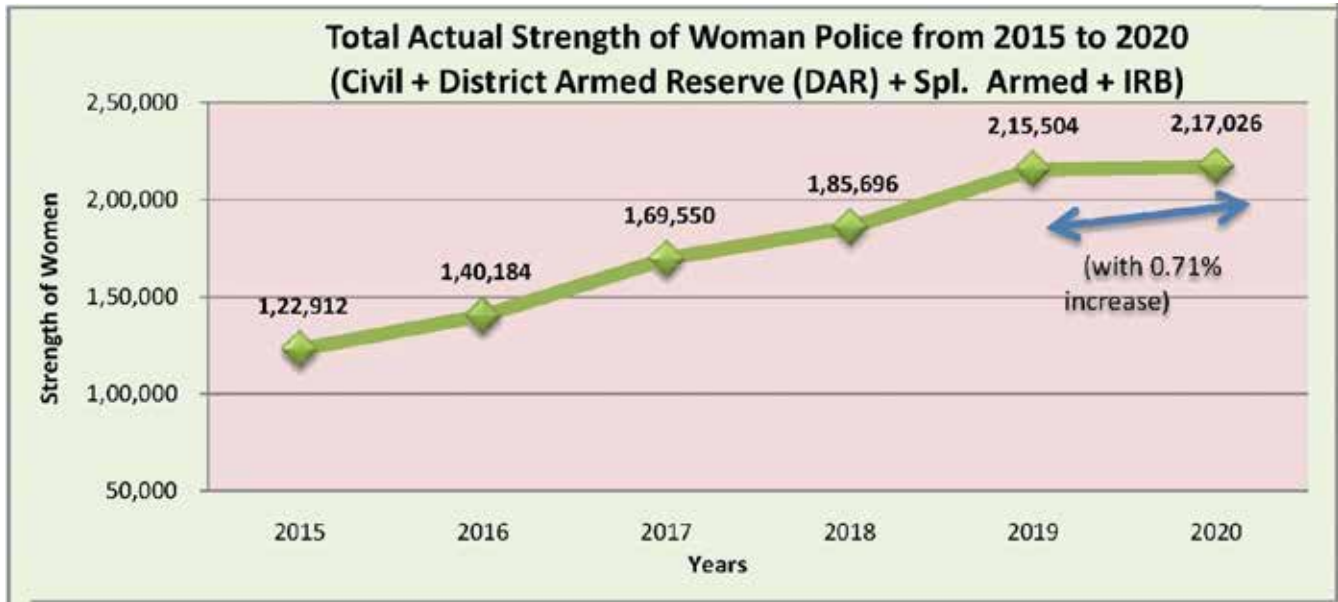
## SECTION III : WOMEN IN POLICE

- Actual Strength of Woman Police Personnel (Civil + DAR + Special Armed+ IRB) & percentage of Reservation by State Govts.
- Actual Strength of Woman Police in Central Armed Police Forces (CAPFs) and percentage of Reservation for Women in CAPFs
- Percentage of Women in Police
- Actual Strength of Women in Traffic Police
- Actual Strength of Women in Special Branch
- Actual Strength of Women in CID/Crime Branch
- Actual Strength of Women in Special Police Units

Availability of adequate number of women in police is essential for reducing the vulnerability of women against crimes. The existing Woman Police Population Ratio is still very low. Poor representation of women in police is posing serious challenges in dealing with crimes against women and woman criminals. Therefore, it is essential that woman Police personnel are visible at the cutting edge level.

### STRENGTH OF WOMAN POLICE

The total strength of Women in police from 2015 to 2020 has shown an increasing trend, which is self-explanatory from the following graph.



At present, the actual strength of total woman police (Civil+ DAR+ Special Armed+ IRB) is 2,17,026 as on 01.01.2021 in the country, showing an increase of 0.71%, over the strength of 2,15,504 in 2019. At State/UT level, the maximum i.e 29,435 woman police personnel are working in Uttar Pradesh (**Table No. 3.2.1**).

Rank-wise data on the Actual Strength of Woman Police in the Central Armed Police Forces (CAPFs) has also been compiled and tabulated. Out of the total number of 33,448 Woman Police Personnel, the highest number is 8,560 in the Central Industrial Security Force (CISF). (**Table No.3.3.1**). The percentage of reservation for women approved by the Central Government in the CAPFs, as on 01.01.2021, is shown in the last column of (**Table No- 3.3.1**).

The percentage of Woman Police is 10.49% of the Actual Strength of the total Police force in the country (**Table No. 3.2.1**). At the national level, the Actual Strength of Woman Police in other departments like Traffic Police is 5,762 Special Branch dealing with Intelligence is 3,454 Special Police Units against Insurgency, Extremism, Terrorism etc. is 523 (**Table Nos- 3.2.3, 3.2.5 & 3.2.9(A)**).

The Woman Population per Woman Police (WPWP) is 3,038.39 (**Table Nos- 3.2.1, 3.2.3, 3.2.5 & 3.2.9**).



# 4 CHAPTER

## POLICE BUDGET

### SECTION I: BUDGET & EXPENDITURE ON STATE/UT POLICE

- Police Expenditure
- Training Expenditure
- Modernization Grants

This section provides information regarding the total Budget of States/UTs, expenditure by the States/UTs on Police forces, expenditure on Police training as well as modernization grants by the Central Government and the State Governments. The UTs of A&N Islands, Chandigarh, D&N Haveli and Daman & Diu, Delhi, Lakshadweep and Puducherry are directly financed by the Ministry of Home Affairs, Government of India.

#### EXPENDITURE OF STATE/UT POLICE FORCES

The sanctioned strength of State Police Forces has increased to 26.31 lakh in 2020 over 26.23 lakh in 2019 and the expenditure on State Police Forces has decreased to Rs. 1,41,406.11 crore in the year 2020-21, from Rs. 1,51,713.82 crore (revised) in the year 2019-20 (**Table No - 4.1.3**).

#### EXPENDITURE ON POLICE TRAINING

An amount of Rs.1,753.54 crore was spent on police training at the all India level in the year 2020-21, out of the total police expenditure of Rs. 1,41,406.11 crore during the same year. The maximum expenditure on training, i.e Rs. 171.68 crore, was made by the Delhi Police (**Table No - 4.1.3**).

## TRENDS IN POLICE TRAINING EXPENDITURE

Expenditure on Police Training from 2012-13 to 2020-21 has shown mixed trends. It increased from 2012-13 to 2014-15 but then declined in 2014-15 & 2015-16 and has again increased from 2016-2017 to 2018-19 but slightly decreased in 2019-20 and again increased in 2020-21, as shown in the graph given below:-



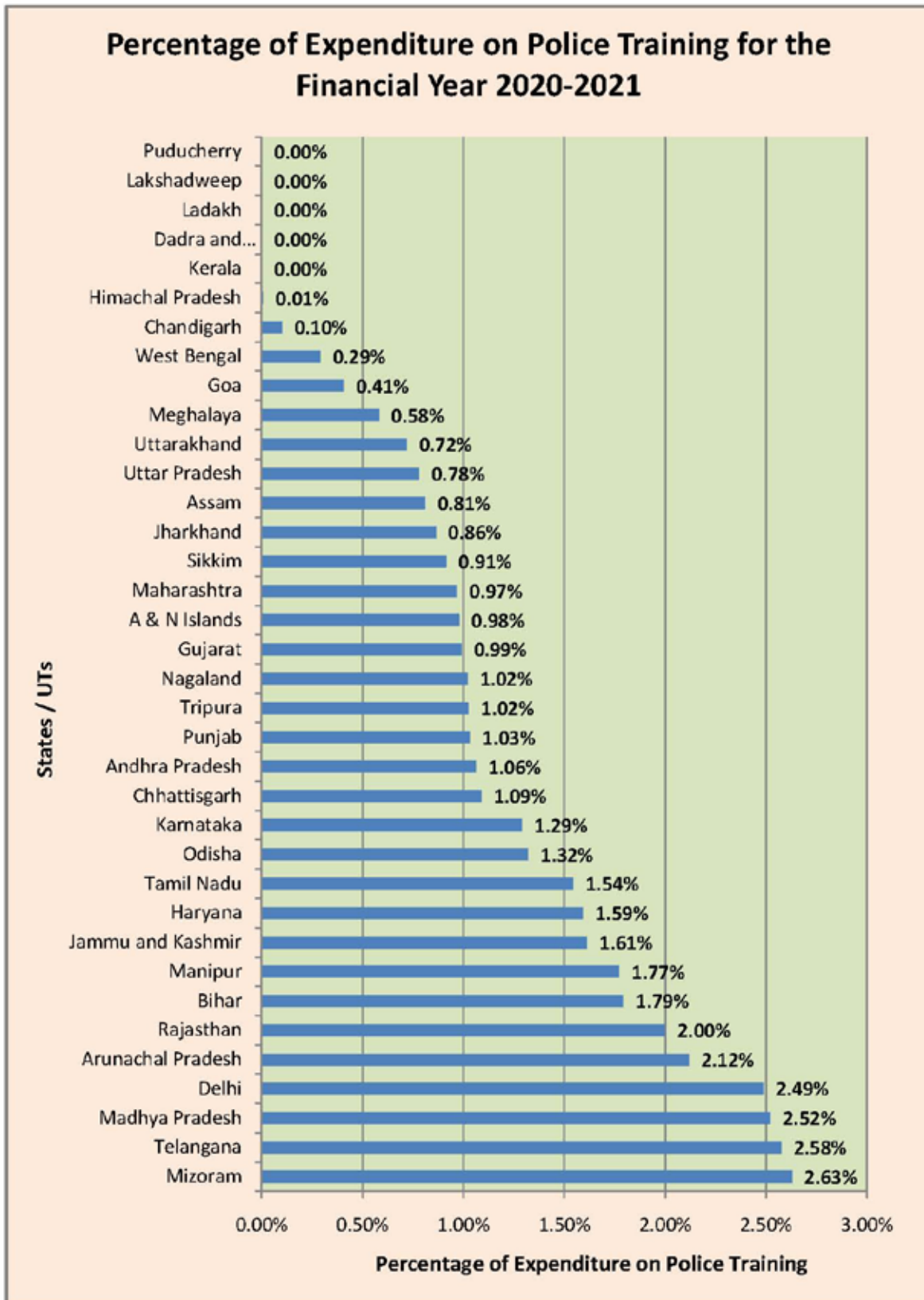
## MODERNIZATION GRANTS TO THE STATE POLICE FORCES

Modernization grants to the state police forces, allocated by the MHA, are meant to upgrade the infrastructure of the state police in order to improve their capacity to meet the emerging challenges of internal security, besides improving efficiency and effectiveness in Police service delivery.

The focus of the scheme is on strengthening of the police infrastructure by way of construction of secure and people friendly Police Stations, Police Outposts, Police Housing, improved Mobility, Modern Weaponry, Computerization, Communication Equipment, Modern Traffic Control Equipment etc.

At the national level, the grants made available to the state police forces in the financial year 2020-21 by the Central Government and the State Governments and the total amount utilized for modernization by the State Governments for the State Police Forces are given at

**Table No - 4.1.4.**



## SECTION II : BUDGET & EXPENDITURE ON CAPFs

### ➤ Police Expenditure

Data on Budget and Expenditure of Central Armed Police Forces (CAPFs) during the year 2020-21 is presented in this section.

The Central Armed Police Forces are raised and maintained by the Ministry of Home Affairs, Government of India. The Railway Protection Force, maintained by the Ministry of Railways, has also been included in this section.

### EXPENDITURE OF CAPFs

The data on total expenditure from all CAPFs has been received. The total expenditure on CAPFs was Rs. 74,439.76 crore in the year 2020-21 (**Table No - 4.1.5**).



# 5 CHAPTER

## POLICE INFRASTRUCTURE

### SECTION I: STATE POLICE ADMINISTRATIVE OFFICES

- Police Zones/Ranges & Districts
- Police Sub-divisions/Circles
- Sanctioned and Actual Police Stations/Posts (Rural & Urban)
- Police Stations for special purposes
- Armed Police Battalions
- Police Commissionerates In India

This section provides a glimpse of the data from States / UTs on field administration of Police Units like Police Zones, Police Ranges, Police Districts, Police Sub-Divisions/ Circles, and Police Stations (Rural & Urban). It also contains information on Police Posts (Rural & Urban), Special purpose Police Stations, number of Armed Police Battalions and Police Commissionerates in India.

An analysis of the data on police administrative offices shows that the country is divided into 98 Police Zones, 189 Police Ranges covering 805 Police Districts, 2,397 Police Sub-Divisions, and 2,093 Police Circles. There are 17,379 sanctioned Police Stations in the country. Tamil Nadu has the highest no. 2,272 Police Stations in the country, whereas the lowest, i.e., 7 Police Stations, are in Ladakh (UT) **(Table No - 5.1.1)**.

### POLICE STATIONS

Out of the 17,379 sanctioned Police Stations, 9,378 Police Stations are located in rural areas, whereas 4,929 Police Stations are located in urban areas, and the remaining 3,072 are the Special Purpose Police Stations **(Table No - 5.1.2)** and shown in the graph at the end of this section.

## POLICE POSTS

Data on the sanctioned Police Posts/Outposts reveals that, out of the total of 8,922 Police Posts in the country, 5,219 Police Posts are located in Rural areas, whereas 3,006 Police Posts are located in Urban areas. The remaining 697 Police Posts are Railways Police Posts etc (**Table No - 5.1.3**).

Police Administrative Offices like Zones, Ranges, Sub-Divisions, and Circles are not uniformly spread over the States. Some States have all these offices, while others do not have all these offices or with changed nomenclatures.

## POLICE STATIONS FOR SPECIAL PURPOSES

Data on Police Stations for Special Purposes, namely – Crime against SCs/STs/ Weaker Sections, Crime against Children, Anti-Corruption/Vigilance, Coastal Security, Crime Investigation Department, Economic Offences, Cyber Crime, Narcotics, Drug Trafficking, etc. have been collected and compiled. Out of 3,064 actual Special Purpose Police Stations, the maximum, i.e., 610, pertains to Traffic Police Stations (**Table No - 5.1.4**).

## ARMED POLICE BATTALIONS

The total number of Armed Police Battalions with all the States/UTs is 334. The highest number, i.e., 41 Armed Police Battalions, were in West Bengal State (**Table No - 3.1.3 (B)**).

## POLICE COMMISSIONERATES IN INDIA

There are 66 Police Commissionerates functioning in the country, out of which, the highest number, i.e., 12, is in Maharashtra, followed by 9 in Telangana (**Table No - 5.1.5**).

Details of State/UT-wise sanctioned number of police stations are shown in the Table on the next page.



## States / UTs - Wise Police Station (Sanctioned)

■ RURAL POLICE STATIONS 
 ■ URBAN POLICE STATIONS 
 ■ SPECIAL PURPOSE POLICE STATIONS 
 ■ TOTAL POLICE STATIONS

|  | RURAL POLICE STATIONS | URBAN POLICE STATIONS | SPECIAL PURPOSE POLICE STATIONS | TOTAL POLICE STATIONS |
|--|-----------------------|-----------------------|---------------------------------|-----------------------|
| Tamil Nadu                               | 854                   | 446                   | 972                             | 2272                  |
| Uttar Pradesh                            | 992                   | 519                   | 145                             | 1656                  |
| Maharashtra                              | 762                   | 277                   | 126                             | 1165                  |
| Madhya Pradesh                           | 469                   | 503                   | 145                             | 1117                  |
| Bihar                                    | 765                   | 191                   | 140                             | 1096                  |
| Karnataka                                | 539                   | 290                   | 225                             | 1054                  |
| Andhra Pradesh                           | 690                   | 225                   | 106                             | 1021                  |
| Rajasthan                                | 483                   | 337                   | 74                              | 894                   |
| Telangana                                | 396                   | 350                   | 95                              | 841                   |
| Gujarat                                  | 471                   | 109                   | 161                             | 741                   |
| West Bengal                              | 203                   | 289                   | 142                             | 634                   |
| Odisha                                   | 362                   | 175                   | 90                              | 627                   |
| Jharkhand                                | 332                   | 96                    | 136                             | 564                   |
| Kerala                                   | 382                   | 102                   | 80                              | 564                   |
| Chhattisgarh                             | 350                   | 79                    | 38                              | 467                   |
| Punjab                                   | 256                   | 126                   | 48                              | 430                   |
| Haryana                                  | 159                   | 134                   | 99                              | 392                   |
| Assam                                    | 178                   | 147                   | 19                              | 344                   |
| Jammu and Kashmir                        | 154                   | 51                    | 36                              | 241                   |
| Delhi @                                  | 0                     | 182                   | 27                              | 209                   |
| Uttarakhand                              | 102                   | 50                    | 7                               | 159                   |
| Himachal Pradesh                         | 74                    | 47                    | 27                              | 148                   |
| Arunachal Pradesh                        | 70                    | 48                    | 22                              | 140                   |
| Manipur                                  | 79                    | 17                    | 17                              | 113                   |
| Nagaland                                 | 53                    | 19                    | 14                              | 86                    |
| Tripura                                  | 48                    | 34                    | 2                               | 84                    |
| Meghalaya                                | 43                    | 17                    | 15                              | 75                    |
| Puducherry                               | 16                    | 14                    | 25                              | 55                    |
| Mizoram                                  | 26                    | 14                    | 4                               | 44                    |
| Goa                                      | 20                    | 8                     | 15                              | 43                    |
| Sikkim                                   | 18                    | 9                     | 3                               | 30                    |
| A & N Islands                            | 18                    | 3                     | 3                               | 24                    |
| Chandigarh                               | 0                     | 16                    | 2                               | 18                    |
| Lakshadweep                              | 9                     | 0                     | 7                               | 16                    |
| Dadra and Nagar Haveli and Daman and Diu | 1                     | 3                     | 4                               | 8                     |
| Ladakh                                   | 4                     | 2                     | 1                               | 7                     |

@ Total Sanctioned Police Station 209 [163(Urban Sanctioned Police Station)+ 46 (Special Sanctioned Police Station)]The number of sanctioned Police Stations in Delhi is 209 which are already mentioned in item No. 32 & 33. Out of these 209 Police Stations, 27 Police Stations (17-Territorial, 08 Metro and 02 Railways) are functioning within the existing resources of Delhi Police as no manpower has been sanctioned by MHA for these police stations.

## SECTION II : TRANSPORT FACILITIES

- Heavy-Duty Vehicles
- Medium-Duty Vehicles
- Light Vehicles
- Three/Two Wheelers
- Number of Vehicles per 100 Police Personnel

Data have been compiled about different types of transport facilities (vehicles) available with the police force in the States/UTs Police and CAPFs. The number of vehicles available per 100 police Personnel has also been calculated.

### TRANSPORT FACILITIES (MOBILITY)

Mobility is measured in terms of the availability of vehicles to move the unit on the call of duty. Police mobility is directly linked with its operational efficiency. During law and order situations, the quick response of police forces helps significantly in protecting the life and property of the people.

Vehicles required to provide mobility to Police Forces have been divided into four categories, i.e., Heavy Vehicles (buses/trucks, troop carriers, etc.), Medium Vehicles, Light Vehicles (jeeps/cars, etc.), and Very Light Vehicles (three/two Wheelers). Heavy, Medium and Light vehicles cater to the requirements of the Police Stations and field-level supervisory and senior supervisory officers.

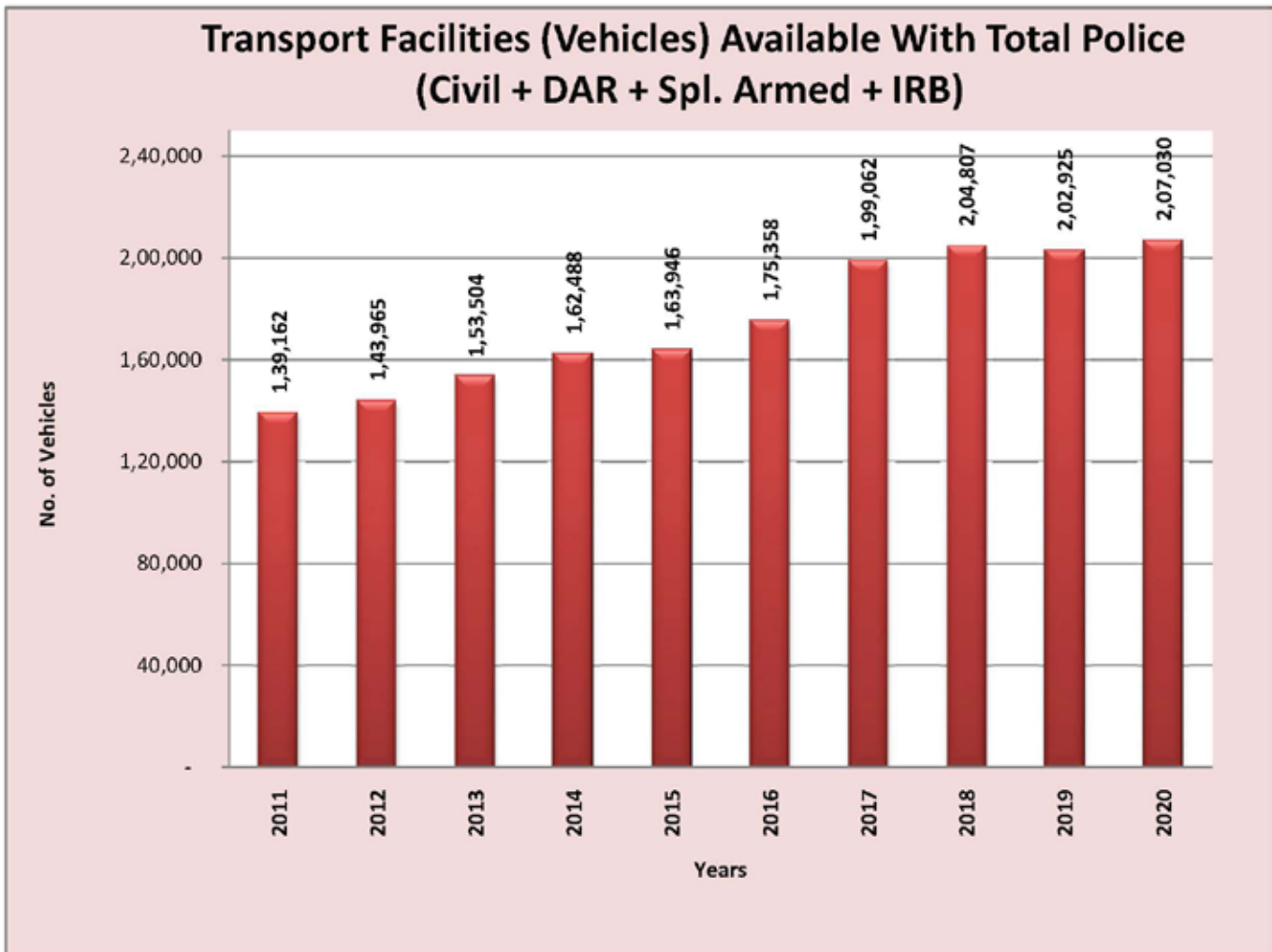
Besides above, State Police have also procured some special purpose vehicles: like Mines Protected Vehicles (MPV), Riot Control Vehicles, Ambulances, Mobile Forensic Vans, Water Cannons, Water Tankers, Prison Vans, etc., to meet their specific needs. These vehicles have been clubbed under the " Other Category ".

In all, 2,07,030 vehicles were available with State/UT Police Force in 2020; This number increased from 2,02,925 during 2019. Out of 2,03,070 vehicles, 11,491 are Heavy-duty Vehicles, 17,399 Medium-duty Vehicles, 87,123 Light Vehicles, 89,502 Very Light Vehicles (two/three-wheelers) and 1,499 are Other Vehicles **(Table No-5.1.6)**.

## NUMBER OF VEHICLES PER 100 POLICE PERSONNEL

Transport facility (no. of vehicles) available per 100 sanctioned police personnel was 7.87 in 2020 at the national level, which has increased from 7.74 in the previous year (**Table No - 5.1.7**). However, the actual availability is 10.00.

Year-wise transport facilities (vehicles) available with the Police in States/UTs are shown in the chart below.



## SECTION III: POLICE COMMUNICATION FACILITIES

- Non-availability of Telephones in Police Stations
- Non-availability of Vehicles in Police Stations
- Non-availability of Wireless/mobiles in Police Stations

This section deals with State/UT-wise data on Police Communication, number of Police Stations having/not having vehicles, telephones, and wireless/mobiles.

### POLICE COMMUNICATION

An excellent reliable communication system is essential for the effective functioning of the police organization. Some Police Stations are not yet connected with Police Hqrs.

The following information has emerged from the data collected from all States/UTs:-

- 115 Police Stations do not have wireless/mobile.
- 233 Police Stations are without vehicles. However, certain Police Stations have not been provided vehicles for tactical reasons **(Table No - 5.1.9)**

## SECTION IV: POLICE HOUSING

- Family quarters available
- Family quarters constructed
- Police office buildings
- Police Housing Corporation

This section provides information on the availability of Family Quarters for Police Officers, Police Office Buildings, Police Stations, Police Posts, Sub-Divisional Police Building Police Housing Corporations, etc.

### AVAILABILITY OF FAMILY QUARTERS

The total number of family quarters available with Police Forces in States/UTs was 6,28,307 in the year 2020 as compared to 6,47,977 in 2019. Thus, there is a decrease of 3.03% in family quarters over the previous year **(Table No - 5.1.10)**. The graph shows the year-wise availability of family quarters with the Police in States/UTs.

### POLICE OFFICE BUILDINGS

Information has also been compiled on the number of Police Office Buildings (Police Stations, Police Posts, Sub-Divisional Police Offices, Districts Police Offices, District Reserve Police Lines, Range, and Zonal Police headquarters and District Police Lines) operating from Government or Hired Buildings in different States/UTs **(Table No - 5.2.3)**.

### POLICE HOUSING CORPORATION

There are 22 Police Housing Corporations in different States/UTs entrusted with the responsibility of constructing family quarters and Police Office buildings **(Table No. 5.1.10)**.



# 6 CHAPTER

## OTHER DATA/INFORMATION

### SECTION I: EQUIPMENT TO FACILITATE POLICING

- Computers, Servers & Laptops available
- Camera/CCTV used by Police
- Speedometers & Breath Analyzers
- Forensic Science Laboratories/Mobile Forensic Science Vans
- Number of Sniffer & Tracker Dogs
- Terrorism/Extremism Affected Police Districts

This section provides State/UT wise data on CCTV cameras, computers, servers and laptops, speedometers, breath analyzers, and forensic science laboratories/mobile forensic science vans available with the Police.

Police human resources alone are insufficient to curb crime, maintain law and order, traffic management, internal security, and other policing requirements. Therefore, they must be supplemented with modern facilities and gadgets like computers, CCTV cameras, traffic and investigation equipment, speedometers, breath analyzers, forensic science kits/labs, etc., to enhance effectiveness and efficiency.

### FORENSIC SCIENCE LABORATORIES (FSLs)/MOBILE FORENSIC SCIENCE VANS (MFSVs)

Data on forensic science laboratories/mobile forensic science vans have been collected and compiled on 01.01.2021. At the national level, 642 Forensic Science Laboratories (FSLs)/MFSVs are available, out of which 32 are main laboratories, 81 are regional laboratories, and the remaining 529 are mobile laboratories (**Table No - 6.1.1**).

## COMPUTERS/SERVERS/LAPTOPS AVAILABLE

At the national level, 1,72,582 computers, 2,050 servers, and 19,244 laptops are available with State/UT police as on 01.01.2021 **(Table No - 6.1.2)**.

## NUMBER OF CAMERAS/CCTVS, SPEED GUNS, AND BREATH ANALYZERS USED BY POLICE

The total number of 5,69,016 CCTV cameras, 1,888 speed guns, and 28,045 breath analyzers are available with the State/UT Police as on 01.01.2021 **(Table No - 6.1.3)**.

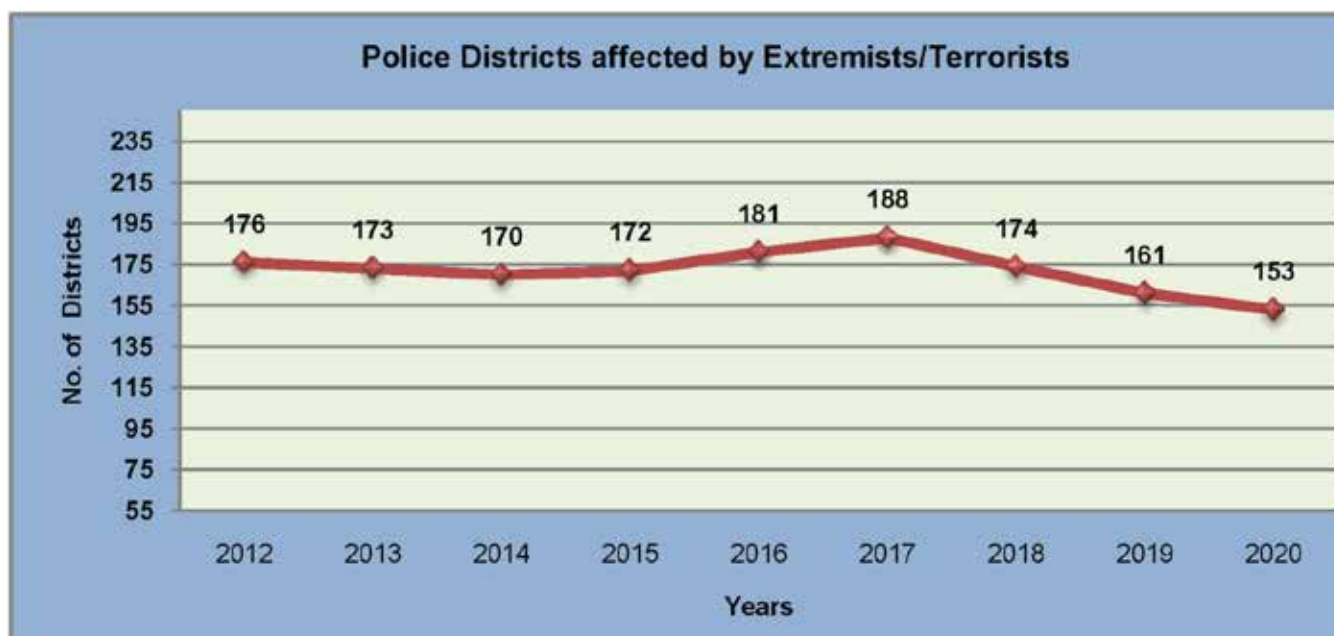
## NUMBER OF SNIFFER AND TRACKER DOGS

At States/UTs level, 1,528 sniffers and 855 tracker dogs in all are available with the Police, as on 01.01.2021. In the CAPFs, 1,800 sniffers and 447 tracker dogs are available, as on 01.01.2021 **(Table No - 6.1.4 and 6.1.5)**.

## TERRORISM/EXTREMISM AFFECTED POLICE DISTRICTS

A total of 153 Police Districts are affected by terrorism or extremism **(Appendix 5)** as provided by States/UTs.

The number of Police Districts affected by the terrorist/extremist problem during the last nine years (2012-2020) shows a mixed trend. A slight decrease was noticed from 2012 to 2014, increasing from 2015-17 and decreasing in 2020. It may be seen from the graph given below.

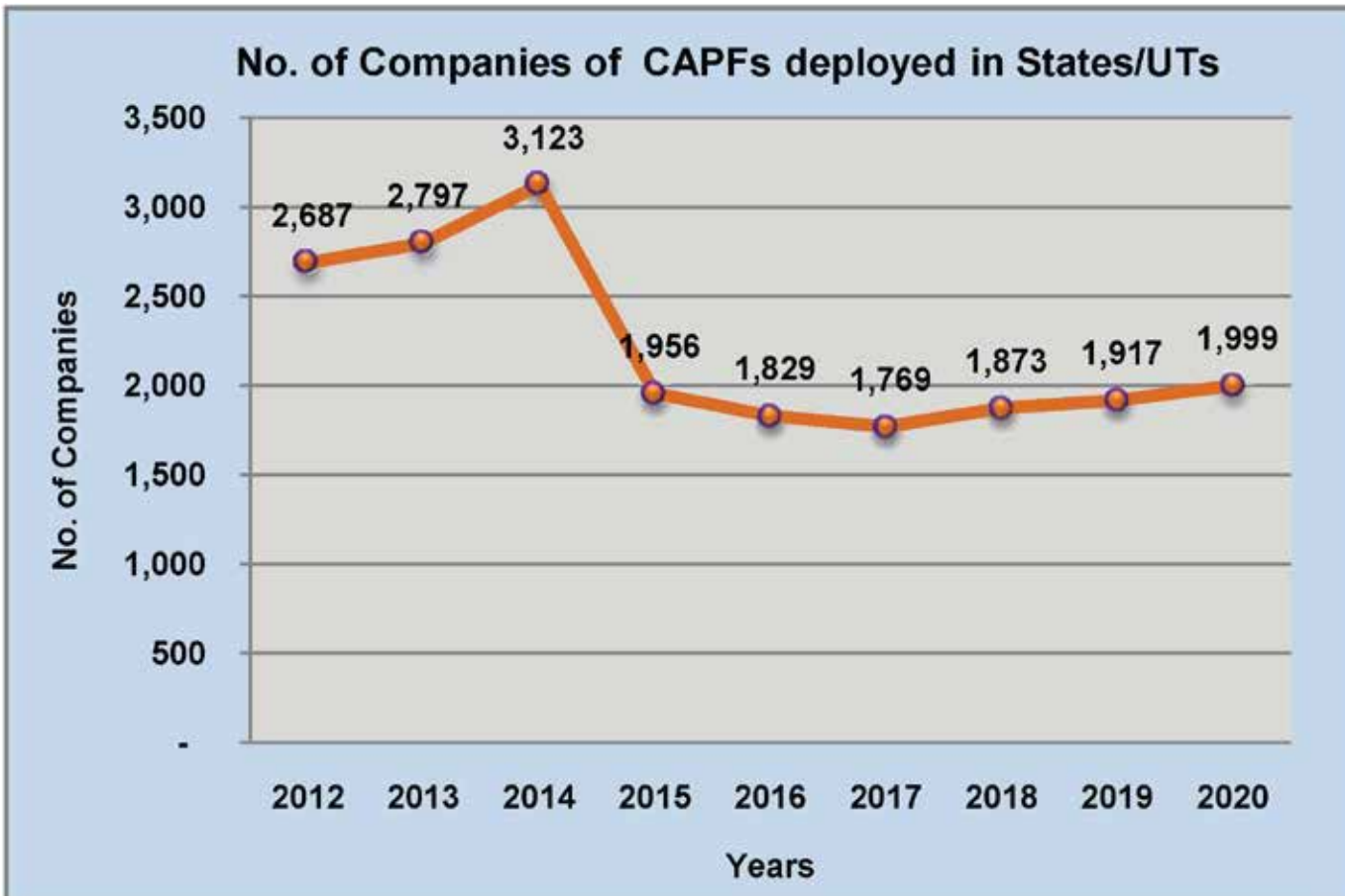




## CENTRAL ARMED POLICE FORCES(CAPFs) DEPLOYED IN THE STATES/UTs

A total of 1,999 Central Armed Police Forces (BSF, CRPF, CISF, ITBP, SSB, etc.) were deployed on Internal Security duties in different States/UTs for more than six months during 2020 (**Table No - 6.1.7**).

The deployment of the Central Armed Police Forces in the States/UTs had shown a steady increase from 2012 to 2014 but has declined after that, as shown in the graph.



Further, through the analysis of the deployment of 1,999 companies of CAPFs, it is observed that 703 companies of CAPFs were deployed in Jammu and Kashmir, followed by 292 companies in Chhattisgarh. It indicates that the country's North, Central, and North Eastern regions, which are affected with Terrorism/Left Wing Extremism, Insurgency had a significant deployment of CAPFs during the period.

## SECTION II: TRAINING AND DEVELOPMENT

- Police Personnel Recruited
- Police Personnel Trained
- Information on IPS Officers
- States/UTs Training Institutes
- CAPFs/CPOs Training Institutes

This section contains the data from States/UTs in respect of Police Personnel (Constables and SIs) recruited during the year 2020 and the number of newly recruited police personnel who underwent training.

### POLICE PERSONNEL RECRUITED

The 72,520 Police Constables were recruited during 2020 against the 1,05,353 recruited in 2019. At the State level, the highest number of 49,699 Constables were recruited in UP, followed by 8,773 in Tamil Nadu **(Table No - 6.1.8)**.

The number of Sub-Inspectors (SIs) recruited during 2020 was 8,503, whereas this figure was 12,909 during 2019. At the State level, the highest number of SIs recruited were 6,151 in UP, followed by 1,531 in West Bengal **(Table No - 6.1.8)**.

### TRAINING OF NEWLY RECRUITED POLICE PERSONNEL

Total 1,01,944 newly recruited Police Personnel from Constables to the Dy SP (Civil, District Armed Reserve, and Special Armed police) were trained during 2020 in State Police Training Institutes. The break-up is 80,077 Constables, 5,885 Head Constables, 2,194 ASI, 11,220 SIs, 745 Dy.SP and 1823 Any others **(Table No - 6.1.10)**.

The highest number, i.e., 3,284 SIs, were trained by the Jharkhand Police, followed by 1609 SIs by Bihar. As far as Constables are concerned, 14,700 Constables were trained in UP, followed by 10,690 from Bihar.

## IPS OFFICERS

The sanctioned strength of IPS Officers, as on 01.01.2021, was 4,984 at the all- India level, whereas 4,102 officers are available. Further, 387 IPS Officers were on deputation with the Central Government (**Table No. 6.2.2**).

## POLICE TRAINING INSTITUTES

Regular and adequate training of Police Personnel at all levels is necessary to upgrade their professional knowledge, skills, and attitude and instill confidence and professionalism in the Police Personnel. It contains information about Police Training Institutes of the States/ UTs and CAPFs. These institutions cater to the basic training of the newly recruited Police Personnel, in-service training to Police Personnel of different ranks: specialized training to the Police Personnel deployed for specialized work and assignments like Special Task Force (STF), Special Investigation Teams (SITs), Commandos, etc. Some of these Training Institutes have been recognized as the "Centre of Excellence" for imparting specialized training in a particular field/ craft/ trade.

## STATE TRAINING INSTITUTES

In 2020, 190 Training Institutes were being run by the State Police Forces. State-wise, these institutes' names, addresses, and contact numbers are given in **Appendix-1**. The highest number of Training Institutes, i.e., twenty-four (24), is run by the Tamil Nadu Police, followed by 18 by the Madhya Pradesh Police.

## UT TRAINING INSTITUTES

In 2020, a total number of 17 Training Institutes were being run by the UT Police. The highest number of Training Institutes, i.e., seven (7), were being run by the J&K Police. The names, addresses, and contact numbers are given in **Appendix-1**.

## CAPF/CPO TRAINING INSTITUTES

During 2020, a total number of 104 Training Institutes were being run by the Central Armed Police Forces/Central Police Organizations, out of which 25 were run by the BSF, followed by 22 by the CRPF (**Appendix - 2 & 6**).

## SECTION III: PPMG AND PMG

- PPMG and PMG
- Pay Scales of Police Officers

This section provides State/UT wise data on Police Personnel awarded Gallantry Medals (PPMG and PMG) and Paid Scales of Police Personnel in different States/UTs and CAPFs.

### PRESIDENT'S POLICE MEDAL/POLICE MEDAL FOR GALLANTRY

President's Police Medal/Police Medals for Gallantry is awarded to Police Personnel to execute the conspicuous act of gallantry in saving life and property or preventing crimes, or arresting dangerous criminals. A total of 12 President's Police Medals for Gallantry (PPMG) and 581 Police Medals for Gallantry (PMG) were awarded for outstanding performance of Police Personnel from States/UTs/CAPFs and CPOs. Out of 581 Police Medals for Gallantry awarded in 2020, the highest number 238 PMGs, was awarded to the Jammu and Kashmir Police, followed by 130 to the CRPF (**Table No. 6.2.5**).

### PAY SCALES OF POLICE OFFICERS

A comparative chart displaying Scales of Police Personnel from Constable to DySP among the different States/UTs/CAPFs/CPOs are given in **Appendix - 3, 4, and 7**.



TABLE 2.1.1 -- NATIONAL POLICE STATISTICS (2016 - 2020)

| Sl No<br>(1) | PARTICULARS<br>(2)   | 2016<br>(4) | 2017<br>(5) | 2018<br>(6) | 2019<br>(7) | 2020<br>(8) |
|--------------|--|-------------|-------------|-------------|-------------|-------------|
| 1            | Projected Population (in Thousands)  | 12,77,770   | 12,87,471   | 13,06,550   | 13,42,590   | 13,56,978   |
| 2            | Total Sanctioned Police Force (Civil + District Armed Reserve (DAR)+ Armed + IRB)                      | 24,64,484   | 24,84,170   | 25,95,435   | 2,623,225   | 26,31,890   |
| 3            | Sanctioned Strength of Civil Police  | 19,89,295   | 16,03,757   | 16,51,379   | 16,69,907   | 17,55,256   |
| 4            | Sanctioned Strength of District Armed Reserve (DAR) Police   |             | 2,79,428    | 3,17,425    | 2,81,760    | 3,07,150    |
| 5            | Sanctioned Strength of State Armed Police  | 4,75,189    | 6,00,985    | 6,26,631    | 5,08,289    | 4,05,624    |
| 6            | Sanctioned Strength of State IRB Police  |             |             |             | 1,63,269    | 1,63,860    |
| 7            | Population Per Police Person   | 518.47      | 518.00      | 503.40      | 511.81      | 515.59      |
| 8            | Police Person Per Lakh of Population   |             |             |             |             |             |
|              | Civil Police   | 156         | 125         | 126.39      | 124.38      | 129.35      |
|              | District Armed Reserve Police  |             | 21.70       | 24.29       | 20.99       | 22.63       |
|              | Armed Police   |             | 46.68       | 47.96       | 37.86       | 29.89       |
|              | IRB Police   |             |             |             | 12.16       | 12.08       |
|              | Total Police   | 192.87      | 192.95      | 198.65      | 195.39      | 193.95      |
| 9            | Police Person Per 100Sq Kms.   |             |             |             |             |             |
|              | Civil Police   | 62.82       | 50.65       | 50.23       | 50.80       | 53.40       |
|              | District Armed Reserve Police  |             | 8.82        | 9.66        | 8.57        | 9.34        |
|              | Armed Police   |             | 18.98       | 19.06       | 15.46       | 12.34       |
|              | IRB Police   |             |             |             | 4.97        | 4.98        |
|              | Total Police   | 77.83       | 78.45       | 78.95       | 79.80       | 80.07       |
| 10           | Number of Police Zones   | 97          | 101         | 104         | 95          | 98          |
| 11           | Number of Police Ranges  | 186         | 185         | 181         | 189         | 189         |
| 12           | Number of Police Districts   | 758         | 764         | 777         | 800         | 805         |
| 13           | Number of Police Sub-Divisions   | 2,473       | 2,579       | 2,312       | 2,355       | 2,397       |
| 14           | Number of Police Circles   | 2,422       | 2,750       | 3,021       | 2,392       | 2,093       |
| 15           | Number of Police Stations  | 15,579      | 16,422      | 16,671      | 16,955      | 17,379      |
| 16           | Number of Police Outposts  | 9,087       | 9,081       | 8,592       | 8,948       | 8,922       |
| 17           | Number of State Armed Police Battalions  | 470         | 362         | 417         | 318         | 334         |
| 18           | Number of Central Armed Police Force & Specialised Force Battalions (Details given at Table no 3.2.11) |             |             |             | 1,066       | 1,089       |

TABLE 2.1.2 -- AREA AND POPULATION OF STATES/UTs POLICE STRENGTH, POPULATION PER POLICE PERSON, AREA PER POLICE PERSON & TRANSPORT PER 100 POLICE PERSONNEL

AS ON 01.01.2021

| Sl. No. | STATES/UTs                       | AREA IN SQ. KMS.    | POPULATION IN THOUSAND (AS ON 1ST OCTOBER, 2020) BASED ON 2011 CENSUS | TOTAL STRENGTH OF STATE POLICE (CIVIL + DISTRICT ARMED RESERVE (DAR)+ ARMED+IRB) |                  | NUMBER OF SANCTIONED POLICE STATIONS |
|---------|----------------------------------|---------------------|---|--|------------------|--------------------------------------|
|         |                                  |                     |   | S  | A                |                                      |
| (1)     | (2)                              | (3)                 | (4)   | (5)  | (6)              | (7)                                  |
| 1       | Andhra Pradesh                   | 1,62,922.65         | 52,669  | 75,365   | 60,752           | 1,021                                |
| 2       | Arunachal Pradesh                | 83,743.00           | 1,526   | 15,283   | 12,626           | 140                                  |
| 3       | Assam                            | 78,438.00           | 34,887  | 78,899   | 62,033           | 344                                  |
| 4       | Bihar                            | 94,163.00           | 1,22,341  | 1,42,551   | 83,011           | 1,096                                |
| 5       | Chhattisgarh                     | 1,35,192.00         | 29,333  | 75,861   | 63,405           | 467                                  |
| 6       | Goa                              | 3,702.00            | 1,555   | 10,662   | 8,057            | 43                                   |
| 7       | Gujarat                          | 1,96,244.00         | 69,402  | 1,19,078   | 92,088           | 741                                  |
| 8       | Haryana                          | 44,212.00           | 29,314  | 72,606   | 52,883           | 392                                  |
| 9       | Himachal Pradesh                 | 55,673.00           | 7,374   | 18,921   | 17,478           | 148                                  |
| 10      | Jharkhand                        | 79,839.00           | 38,249  | 82,853   | 64,102           | 564                                  |
| 11      | Karnataka                        | 1,91,791.00         | 66,627  | 1,10,984   | 92,073           | 1,054                                |
| 12      | Kerala                           | 38,870.87           | 35,413  | 62,618   | 57,819           | 564                                  |
| 13      | Madhya Pradesh                   | 3,08,252.11         | 84,040  | 1,16,184   | 89,293           | 1,117                                |
| 14      | Maharashtra                      | 3,07,713.00         | 1,23,961  | 2,38,463   | 1,99,508         | 1,165                                |
| 15      | Manipur                          | 22,327.00           | 3,149   | 35,080   | 28,894           | 113                                  |
| 16      | Meghalaya                        | 22,429.00           | 3,272   | 16,501   | 14,380           | 75                                   |
| 17      | Mizoram                          | 21,082.00           | 1,210   | 11,286   | 7,940            | 44                                   |
| 18      | Nagaland                         | 16,182.00           | 2,182   | 26,753   | 27,788           | 86                                   |
| 19      | Odisha                           | 1,55,707.47         | 45,552  | 75,300   | 64,359           | 627                                  |
| 20      | Punjab                           | 50,362.00           | 30,239  | 85,042   | 74,565           | 430                                  |
| 21      | Rajasthan                        | 3,42,111.26         | 78,861  | 1,11,109   | 93,129           | 894                                  |
| 22      | Sikkim                           | 7,096.00            | 673   | 6,553  | 5,529            | 30                                   |
| 23      | Tamil Nadu                       | 1,30,066.90         | 76,255  | 1,31,277   | 1,18,785         | 2,272                                |
| 24      | Telangana                        | 1,12,122.30         | 37,599  | 82,613   | 59,073           | 841                                  |
| 25      | Tripura                          | 10,486.00           | 4,051   | 29,606   | 22,465           | 84                                   |
| 26      | Uttar Pradesh                    | 2,40,994.84         | 2,29,672  | 4,16,779   | 3,00,160         | 1,656                                |
| 27      | Uttarakhand                      | 53,483.56           | 11,346  | 22,187   | 20,684           | 159                                  |
| 28      | West Bengal                      | 88,752.00           | 97,871  | 1,57,452   | 97,159           | 634                                  |
| 29      | A & N Islands                    | 8,249.00            | 400   | 5,078  | 4,406            | 24                                   |
| 30      | Chandigarh                       | 114.00              | 1,202   | 7,010  | 5,957            | 18                                   |
| 31      | D & N Haveli and Daman and Diu @ | 601.60              | 1,053   | 1,396  | 1,196            | 8                                    |
| 32      | Delhi                            | 1,483.42            | 20,414  | 91,962   | 81,352           | 209                                  |
| 33      | Jammu and Kashmir                | 53,573.60           | 13,365  | 91,199   | 81,310           | 241                                  |
| 34      | Ladakh                           | 1,68,663.30         | 296   | 2,596  | 1,668            | 7                                    |
| 35      | Lakshadweep                      | 29.63               | 68  | 321  | 265              | 16                                   |
| 36      | Puducherry                       | 489.97              | 1,557   | 4,462  | 3,370            | 55                                   |
|         | <b>All India</b>                 | <b>32,87,162.47</b> | <b>13,56,978</b>  | <b>26,31,890</b>   | <b>20,69,562</b> | <b>17,379</b>                        |

Source For Area: Survey of India, Office of Director, Dehra Dun, Uttarakhand.

-Area as Supplied by Andhra Pradesh & Telangana GDC

-Area figures include the measurement tolerance in the circulation. Area figures are calculated from Ladakh map on scale of 1":15.783 miles (1st Edition, 1940) and on scale 1:1000,000 (1st Edition, 1976) with planimetric accuracy of 0.25mm/scale i.e. +250 m. on the scales.

Sources For Population figures:

Registrar General & Census Commissioner of India, Projected Mid year Population

@In pursuance of the Dadra and Nagar Haveli and Daman and Diu (Merger of Union Territories) Act, 2019 issued on 9th December, 2019 and notified vide Notification No.U-11011/2/2019-UTL dated 19th December, 2019 [S.O.4542 (E) & S.O. 4543(E)] indicating the date of effect of the provision of the said Act as 26.01.2020 and the approval of the Cabinet conveyed vide Government of India, Ministry of Home Affairs letter No.13034/30/2020-DD/DNH dated 24th January, 2020, the Administrator of Dadra and Nagar Haveli and Daman and Diu is pleased to designate Daman as the Headquarters of the Union Territory of Dadra and Nagar Haveli and Daman and Diu with effect from 26th January,2020.

TABLE 2.1.2 – CONTINUED...

| Sl. No. | STATES/UTs                       | POPULATION PER POLICE PERSON (APPROX.)<br>(CIVIL + DISTRICT ARMED RESERVE (DAR)+ ARMED+IRB) |               | AREA IN SQ. KMS. PER POLICE PERSON (APPROX.)<br>(CIVIL + DISTRICT ARMED RESERVE (DAR)+ ARMED+IRB) |             | TRANSPORT FACILITY PER 100 POLICE PERSONNELS (APPROX.)<br>(CIVIL + DISTRICT ARMED RESERVE (DAR)+ ARMED+IRB) |              |
|---------|----------------------------------|---|---------------|---|-------------|---|--------------|
|         |                                  | S   | A             | S   | A           | S   | A            |
| (1)     | (2)                              | (8)   | (9)           | (10)  | (11)        | (12)  | (13)         |
| 1       | Andhra Pradesh                   | 698.85  | 866.95        | 2.16  | 2.68        | 12.29   | 15.24        |
| 2       | Arunachal Pradesh                | 99.85   | 120.86        | 5.48  | 6.63        | 11.15   | 13.50        |
| 3       | Assam                            | 442.17  | 562.39        | 0.99  | 1.26        | 5.81  | 7.39         |
| 4       | Bihar                            | 858.23  | 1,473.79      | 0.66  | 1.13        | 5.95  | 10.21        |
| 5       | Chhattisgarh                     | 386.67  | 462.63        | 1.78  | 2.13        | 4.56  | 5.46         |
| 6       | Goa                              | 145.85  | 193.00        | 0.35  | 0.46        | 7.04  | 9.32         |
| 7       | Gujarat                          | 582.83  | 753.65        | 1.65  | 2.13        | 9.80  | 12.67        |
| 8       | Haryana                          | 403.74  | 554.32        | 0.61  | 0.84        | 6.46  | 8.87         |
| 9       | Himachal Pradesh                 | 389.73  | 421.90        | 2.94  | 3.19        | 5.74  | 6.22         |
| 10      | Jharkhand                        | 461.65  | 596.69        | 0.96  | 1.25        | 8.76  | 11.32        |
| 11      | Karnataka                        | 600.33  | 723.63        | 1.73  | 2.08        | 11.64   | 14.03        |
| 12      | Kerala                           | 565.54  | 612.48        | 0.62  | 0.67        | 10.05   | 10.89        |
| 13      | Madhya Pradesh                   | 723.34  | 941.17        | 2.65  | 3.45        | 9.94  | 12.93        |
| 14      | Maharashtra                      | 519.83  | 621.33        | 1.29  | 1.54        | 4.79  | 5.73         |
| 15      | Manipur                          | 89.77   | 108.98        | 0.64  | 0.77        | 5.80  | 7.04         |
| 16      | Meghalaya                        | 198.29  | 227.54        | 1.36  | 1.56        | 6.93  | 7.96         |
| 17      | Mizoram                          | 107.21  | 152.39        | 1.87  | 2.66        | 6.48  | 9.21         |
| 18      | Nagaland                         | 81.56   | 78.52         | 0.60  | 0.58        | 7.16  | 6.90         |
| 19      | Odisha                           | 604.94  | 707.78        | 2.07  | 2.42        | 7.49  | 8.76         |
| 20      | Punjab                           | 355.58  | 405.54        | 0.59  | 0.68        | 6.82  | 7.77         |
| 21      | Rajasthan                        | 709.76  | 846.79        | 3.08  | 3.67        | 7.58  | 9.04         |
| 22      | Sikkim                           | 102.70  | 121.72        | 1.08  | 1.28        | 7.17  | 8.50         |
| 23      | Tamil Nadu                       | 580.87  | 641.96        | 0.99  | 1.09        | 13.83   | 15.28        |
| 24      | Telangana                        | 455.12  | 636.48        | 1.36  | 1.90        | 12.12   | 16.94        |
| 25      | Tripura                          | 136.83  | 180.32        | 0.35  | 0.47        | 7.51  | 9.90         |
| 26      | Uttar Pradesh                    | 551.06  | 765.17        | 0.58  | 0.80        | 4.96  | 6.88         |
| 27      | Uttarakhand                      | 511.38  | 548.54        | 2.41  | 2.59        | 8.32  | 8.92         |
| 28      | West Bengal                      | 621.59  | 1,007.33      | 0.56  | 0.91        | 8.68  | 14.06        |
| 29      | A & N Islands                    | 78.77   | 90.79         | 1.62  | 1.87        | 14.79   | 17.04        |
| 30      | Chandigarh                       | 171.47  | 201.78        | 0.02  | 0.02        | 10.93   | 12.86        |
| 31      | D & N Haveli and Daman and Diu @ | 754.30  | 880.43        | 0.43  | 0.50        | 14.97   | 17.47        |
| 32      | Delhi                            | 221.98  | 250.93        | 0.02  | 0.02        | 9.87  | 11.16        |
| 33      | Jammu and Kashmir                | 146.55  | 164.37        | 0.59  | 0.66        | 8.04  | 9.01         |
| 34      | Ladakh                           | 114.02  | 177.46        | 64.97   | 101.12      | 14.56   | 22.66        |
| 35      | Lakshadweep                      | 211.84  | 256.60        | 0.09  | 0.11        | 46.11   | 55.85        |
| 36      | Puducherry                       | 348.95  | 462.02        | 0.11  | 0.15        | 11.97   | 15.85        |
|         | <b>All India</b>                 | <b>515.59</b>   | <b>655.68</b> | <b>1.25</b>   | <b>1.59</b> | <b>7.87</b>   | <b>10.00</b> |

Source For Area: Survey of India, Office of Director, Dehra Dun, Uttarakhand.

-Area as Supplied by Andhra Pradesh & Telangana GDC

-Area figures include the measurement tolerance in the circulation. Area figures are calculated from Ladakh map on scale of 1":15.783 miles (1st Edition, 1940) and on scale 1:1000,000 (1st Edition, 1976) with planimetric accuracy of 0.25mm/scale i.e. +250 m. on the scales.

Sources For Population figures:

Registrar General & Census Commissioner of India, Projected Mid year Population

@In pursuance of the Dadra and Nagar Haveli and Daman and Diu (Merger of Union Territories) Act, 2019 issued on 9th December, 2019 and notified vide Notification No.U-11011/2/2019-UTL dated 19th December, 2019 [S.O.4542 (E) & S.O. 4543(E)] indicating the date of effect of the provision of the said Act as 26.01.2020 and the approval of the Cabinet conveyed vide Government of India, Ministry of Home Affairs letter No.13034/30/2020-DD/DNH dated 24th January, 2020, the Administrator of Dadra and Nagar Haveli and Daman and Diu is pleased to designate Daman as the Headquarters of the Union Territory of Dadra and Nagar Haveli and Daman and Diu with effect from 26th January,2020.

TABLE 2.1.3 -- SANCTIONED AND ACTUAL POLICE -- POPULATION AND AREA RATIO IN STATES/UTs

AS ON 01.01.2021

| SL. No. | STATES/UTs                       | CIVIL POLICE PER LAKH OF POPULATION |               | DISTRICT ARMED RESERVE POLICE PER LAKH OF POPULATION |              | ARMED POLICE PER LAKH OF POPULATION |              | IRB POLICE PER LAKH OF POPULATION |             | TOTAL POLICE PER LAKH OF POPULATION |               |
|---------|----------------------------------|-------------------------------------|---------------|--|--------------|-------------------------------------|--------------|-----------------------------------|-------------|-------------------------------------|---------------|
|         |                                  | S                                   | A             | S  | A            | S                                   | A            | S                                 | A           | S                                   | A             |
| (1)     | (2)                              | (3)                                 | (4)           | (5)  | (6)          | (7)                                 | (8)          | (9)                               | (10)        | (11)                                | (12)          |
| 1       | Andhra Pradesh                   | 86.70                               | 72.80         | 31.83  | 25.59        | 20.34                               | 13.97        | 4.22                              | 2.98        | 143.09                              | 115.35        |
| 2       | Arunachal Pradesh                | 550.79                              | 417.37        | -  | -            | 122.41                              | 111.86       | 328.31                            | 298.17      | 1,001.51                            | 827.39        |
| 3       | Assam                            | 68.00                               | 52.93         | 34.73  | 23.29        | 100.30                              | 80.87        | 23.13                             | 20.72       | 226.16                              | 177.81        |
| 4       | Bihar                            | 54.51                               | 19.63         | 41.82  | 34.32        | 17.51                               | 11.69        | 2.68                              | 2.21        | 116.52                              | 67.85         |
| 5       | Chhattisgarh                     | 164.20                              | 129.06        | -  | -            | 48.54                               | 43.44        | 45.88                             | 43.66       | 258.62                              | 216.16        |
| 6       | Goa                              | 454.86                              | 375.05        | -  | -            | 36.53                               | 11.38        | 194.28                            | 131.70      | 685.66                              | 518.14        |
| 7       | Gujarat                          | 91.44                               | 69.10         | 43.85  | 36.32        | 36.29                               | 27.27        | -                                 | -           | 171.58                              | 132.69        |
| 8       | Haryana                          | 215.55                              | 158.89        | -  | -            | 19.47                               | 12.05        | 12.66                             | 9.46        | 247.68                              | 180.40        |
| 9       | Himachal Pradesh                 | 157.92                              | 147.59        | 10.46  | 10.46        | 10.48                               | 8.48         | 77.73                             | 70.50       | 256.59                              | 237.02        |
| 10      | Jharkhand                        | 158.22                              | 118.94        | -  | -            | 32.82                               | 29.40        | 25.57                             | 19.24       | 216.61                              | 167.59        |
| 11      | Karnataka                        | 104.82                              | 92.67         | 34.40  | 27.13        | 19.81                               | 12.69        | 7.55                              | 5.70        | 166.58                              | 138.19        |
| 12      | Kerala                           | 142.89                              | 133.00        | -  | -            | 30.12                               | 27.34        | 3.81                              | 2.93        | 176.82                              | 163.27        |
| 13      | Madhya Pradesh                   | 107.12                              | 79.09         | -  | -            | 28.58                               | 25.43        | 2.55                              | 1.73        | 138.25                              | 106.25        |
| 14      | Maharashtra                      | 157.89                              | 132.93        | 14.74  | 12.98        | 17.49                               | 13.06        | 2.24                              | 1.97        | 192.37                              | 160.94        |
| 15      | Manipur                          | 566.69                              | 482.69        | -  | -            | 215.05                              | 198.03       | 332.26                            | 236.84      | 1,114.00                            | 917.56        |
| 16      | Meghalaya                        | 187.65                              | 160.36        | 76.89  | 69.53        | 122.04                              | 100.46       | 117.73                            | 109.14      | 504.31                              | 439.49        |
| 17      | Mizoram                          | 376.53                              | 273.80        | -  | -            | 208.60                              | 160.74       | 347.60                            | 221.65      | 932.73                              | 656.20        |
| 18      | Nagaland                         | 257.70                              | 282.26        | 120.94   | 139.28       | 579.70                              | 588.50       | 267.74                            | 263.47      | 1,226.08                            | 1,273.51      |
| 19      | Odisha                           | 72.97                               | 56.69         | 22.10  | 20.66        | 53.69                               | 48.38        | 16.55                             | 15.56       | 165.31                              | 141.29        |
| 20      | Punjab                           | 235.02                              | 207.93        | -  | -            | 24.97                               | 22.35        | 21.24                             | 16.31       | 281.23                              | 246.59        |
| 21      | Rajasthan                        | 118.27                              | 98.69         | -  | -            | 16.13                               | 13.72        | 6.49                              | 5.68        | 140.89                              | 118.09        |
| 22      | Sikkim                           | 367.76                              | 367.16        | -  | -            | 153.05                              | 133.28       | 452.90                            | 321.10      | 973.70                              | 821.55        |
| 23      | Tamil Nadu                       | 112.59                              | 100.91        | 38.58  | 35.04        | 20.84                               | 19.67        | 0.15                              | 0.15        | 172.16                              | 155.77        |
| 24      | Telangana                        | 121.23                              | 95.66         | 63.71  | 43.60        | 20.19                               | 10.84        | 14.58                             | 7.01        | 219.72                              | 157.11        |
| 25      | Tripura                          | 202.00                              | 156.83        | 114.22   | 76.20        | 96.08                               | 89.61        | 318.54                            | 231.92      | 730.83                              | 554.55        |
| 26      | Uttar Pradesh                    | 139.44                              | 101.27        | 22.42  | 11.15        | 19.22                               | 18.00        | 0.38                              | 0.27        | 181.47                              | 130.69        |
| 27      | Uttarakhand                      | 95.27                               | 95.30         | 52.19  | 43.87        | 32.29                               | 29.15        | 15.79                             | 13.98       | 195.55                              | 182.30        |
| 28      | West Bengal                      | 99.26                               | 59.49         | 23.62  | 16.68        | 34.98                               | 22.37        | 3.01                              | 0.73        | 160.88                              | 99.27         |
| 29      | A & N Islands                    | 835.00                              | 763.25        | 182.75   | 104.25       | -                                   | -            | 251.75                            | 234.00      | 1,269.50                            | 1,101.50      |
| 30      | Chandigarh                       | 403.58                              | 342.85        | -  | -            | 95.84                               | 95.84        | 83.78                             | 56.91       | 583.19                              | 495.59        |
| 31      | D & N Haveli and Daman and Diu @ | 84.90                               | 67.90         | -  | -            | -                                   | -            | 47.67                             | 45.68       | 132.57                              | 113.58        |
| 32      | Delhi                            | 402.65                              | 357.27        | -  | -            | 47.84                               | 41.24        | -                                 | -           | 450.48                              | 398.51        |
| 33      | Delh                             | 395.41                              | 353.81        | -  | 10.73        | 113.54                              | 81.53        | 173.42                            | 162.30      | 682.37                              | 608.38        |
| 34      | Ladakh                           | 477.70                              | 359.12        | 73.99  | 12.16        | -                                   | -            | 325.34                            | 192.23      | 877.03                              | 563.51        |
| 35      | Lakshadweep                      | 472.06                              | 389.71        | -  | -            | -                                   | -            | -                                 | -           | 472.06                              | 389.71        |
| 36      | Puducherry                       | 169.17                              | 126.27        | -  | -            | 52.73                               | 32.11        | 64.68                             | 58.06       | 286.58                              | 216.44        |
|         | <b>All India</b>                 | <b>129.35</b>                       | <b>101.19</b> | <b>22.63</b>   | <b>17.20</b> | <b>29.89</b>                        | <b>24.29</b> | <b>12.08</b>                      | <b>9.83</b> | <b>193.95</b>                       | <b>152.51</b> |

S : Sanctioned A : Actual

@ In pursuance of the Dadra and Nagar Haveli and Daman and Diu (Merger of Union Territories) Act, 2019 issued on 9th December, 2019 and notified vide Notification No.U-11011/2/2019-UTL dated 19th December, 2019 [S.O.4542 (E) & S.O. 4543(E)] indicating the date of effect of the provision of the said Act as 26.01.2020 and the approval of the Cabinet conveyed vide Government of India, Ministry of Home Affairs letter No.13034/30/2020-DD/DNH dated 24th January, 2020, the Administrator of Dadra and Nagar Haveli and Daman and Diu is pleased to designate Daman as the Headquarters of the Union Territory of Dadra and Nagar Haveli and Daman and Diu with effect from 26th January,2020.



TABLE 2.1.3 -- CONTINUED...

| Sl. No. | STATES/UTs                       | CIVIL POLICE PER 100 SQ KM OF AREA |              | DISTRICT ARMED RESERVED POLICE PER 100 SQ KM OF AREA |             | ARMED POLICE PER 100 SQ KM OF AREA |              | IRB POLICE PER 100 SQ KM OF AREA |             | TOTAL POLICE PER 100 SQ KM OF AREA |              |
|---------|----------------------------------|------------------------------------|--------------|--|-------------|------------------------------------|--------------|----------------------------------|-------------|------------------------------------|--------------|
|         |                                  | S                                  | A            | S  | A           | S                                  | A            | S                                | A           | S                                  | A            |
| (1)     | (2)                              | (13)                               | (14)         | (15)   | (16)        | (17)                               | (18)         | (19)                             | (20)        | (21)                               | (22)         |
| 1       | Andhra Pradesh                   | 28.03                              | 23.54        | 10.29  | 8.27        | 6.58                               | 4.52         | 1.37                             | 0.96        | 46.26                              | 37.29        |
| 2       | Arunachal Pradesh                | 10.04                              | 7.61         | -  | -           | 2.23                               | 2.04         | 5.98                             | 5.43        | 18.25                              | 15.08        |
| 3       | Assam                            | 30.24                              | 23.54        | 15.45  | 10.36       | 44.61                              | 35.97        | 10.29                            | 9.22        | 100.59                             | 79.09        |
| 4       | Bihar                            | 70.82                              | 25.51        | 54.34  | 44.59       | 22.75                              | 15.19        | 3.48                             | 2.87        | 151.39                             | 88.16        |
| 5       | Chhattisgarh                     | 35.63                              | 28.00        | -  | -           | 10.53                              | 9.42         | 9.95                             | 9.47        | 56.11                              | 46.90        |
| 6       | Goa                              | 191.06                             | 157.54       | -  | -           | 15.34                              | 4.78         | 81.60                            | 55.32       | 288.01                             | 217.64       |
| 7       | Gujarat                          | 32.34                              | 24.44        | 15.51  | 12.84       | 12.83                              | 9.64         | -                                | -           | 60.68                              | 46.93        |
| 8       | Haryana                          | 142.92                             | 105.35       | -  | -           | 12.91                              | 7.99         | 8.40                             | 6.27        | 164.22                             | 119.61       |
| 9       | Himachal Pradesh                 | 20.92                              | 19.55        | 1.38   | 1.38        | 1.39                               | 1.12         | 10.30                            | 9.34        | 33.99                              | 31.39        |
| 10      | Jharkhand                        | 75.80                              | 56.98        | -  | -           | 15.72                              | 14.09        | 12.25                            | 9.22        | 103.78                             | 80.29        |
| 11      | Karnataka                        | 36.41                              | 32.19        | 11.95  | 9.42        | 6.88                               | 4.41         | 2.62                             | 1.98        | 57.87                              | 48.01        |
| 12      | Kerala                           | 130.17                             | 121.17       | -  | -           | 27.44                              | 24.91        | 3.47                             | 2.67        | 161.09                             | 148.75       |
| 13      | Madhya Pradesh                   | 29.20                              | 21.56        | -  | -           | 7.79                               | 6.93         | 0.70                             | 0.47        | 37.69                              | 28.97        |
| 14      | Maharashtra                      | 63.61                              | 53.55        | 5.94   | 5.23        | 7.05                               | 5.26         | 0.90                             | 0.79        | 77.50                              | 64.84        |
| 15      | Manipur                          | 79.93                              | 68.08        | -  | -           | 30.33                              | 27.93        | 46.86                            | 33.40       | 157.12                             | 129.41       |
| 16      | Meghalaya                        | 27.38                              | 23.39        | 11.22  | 10.14       | 17.80                              | 14.66        | 17.17                            | 15.92       | 73.57                              | 64.11        |
| 17      | Mizoram                          | 21.61                              | 15.71        | -  | -           | 11.97                              | 9.23         | 19.95                            | 12.72       | 53.53                              | 37.66        |
| 18      | Nagaland                         | 34.75                              | 38.06        | 16.31  | 18.78       | 78.17                              | 79.35        | 36.10                            | 35.53       | 165.33                             | 171.72       |
| 19      | Odisha                           | 21.35                              | 16.58        | 6.46   | 6.04        | 15.71                              | 14.15        | 4.84                             | 4.55        | 48.36                              | 41.33        |
| 20      | Punjab                           | 141.11                             | 124.85       | -  | -           | 15.00                              | 13.42        | 12.75                            | 9.79        | 168.86                             | 148.06       |
| 21      | Rajasthan                        | 27.26                              | 22.75        | -  | -           | 3.72                               | 3.16         | 1.50                             | 1.31        | 32.48                              | 27.22        |
| 22      | Sikkim                           | 34.88                              | 34.82        | -  | -           | 14.52                              | 12.64        | 42.95                            | 30.45       | 92.35                              | 77.92        |
| 23      | Tamil Nadu                       | 66.01                              | 59.16        | 22.62  | 20.55       | 12.22                              | 11.53        | 0.09                             | 0.09        | 100.93                             | 91.33        |
| 24      | Telangana                        | 40.65                              | 32.08        | 21.37  | 14.62       | 6.77                               | 3.63         | 4.89                             | 2.35        | 73.68                              | 52.69        |
| 25      | Tripura                          | 78.04                              | 60.59        | 44.13  | 29.44       | 37.12                              | 34.62        | 123.06                           | 89.60       | 282.34                             | 214.24       |
| 26      | Uttar Pradesh                    | 132.89                             | 96.51        | 21.37  | 10.63       | 18.32                              | 17.15        | 0.36                             | 0.26        | 172.94                             | 124.55       |
| 27      | Uttarakhand                      | 20.21                              | 20.22        | 11.07  | 9.31        | 6.85                               | 6.18         | 3.35                             | 2.97        | 41.48                              | 38.67        |
| 28      | West Bengal                      | 109.46                             | 65.61        | 26.05  | 18.39       | 38.58                              | 24.67        | 3.32                             | 0.80        | 177.41                             | 109.47       |
| 29      | A & N Islands                    | 40.49                              | 37.01        | 8.86   | 5.06        | -                                  | -            | 12.21                            | 11.35       | 61.56                              | 53.41        |
| 30      | Chandigarh                       | 4,255.26                           | 3,614.91     | -  | -           | 1,010.53                           | 1,010.53     | 883.33                           | 600.00      | 6,149.12                           | 5,225.44     |
| 31      | D & N Haveli and Daman and Diu @ | 148.60                             | 118.85       | -  | -           | -                                  | -            | 83.44                            | 79.95       | 232.05                             | 198.80       |
| 32      | Delhi                            | 5,540.98                           | 4,916.61     | -  | -           | 658.34                             | 567.47       | -                                | -           | 6,199.32                           | 5,484.08     |
| 33      | Delh                             | 98.64                              | 88.27        | -  | 2.68        | 28.32                              | 20.34        | 43.26                            | 40.49       | 170.23                             | 151.77       |
| 34      | Ladakh                           | 0.84                               | 0.63         | 0.13   | 0.02        | -                                  | -            | 0.57                             | 0.34        | 1.54                               | 0.99         |
| 35      | Lakshadweep                      | 1,083.51                           | 894.48       | -  | -           | -                                  | -            | -                                | -           | 1,083.51                           | 894.48       |
| 36      | Puducherry                       | 537.59                             | 401.25       | -  | -           | 167.56                             | 102.05       | 205.52                           | 184.50      | 910.67                             | 687.80       |
|         | <b>All India</b>                 | <b>53.40</b>                       | <b>41.77</b> | <b>9.34</b>  | <b>7.10</b> | <b>12.34</b>                       | <b>10.03</b> | <b>4.98</b>                      | <b>4.06</b> | <b>80.07</b>                       | <b>62.96</b> |

S : Sanctioned A : Actual

@ In pursuance of the Dadra and Nagar Haveli and Daman and Diu (Merger of Union Territories) Act, 2019 issued on 9th December, 2019 and notified vide Notification No.U-11011/2/2019-UTL dated 19th December, 2019 [S.O.4542 (E) & S.O. 4543(E)] indicating the date of effect of the provision of the said Act as 26.01.2020 and the approval of the Cabinet conveyed vide Government of India, Ministry of Home Affairs letter No.13034/30/2020-DD/DNH dated 24th January, 2020, the Administrator of Dadra and Nagar Haveli and Daman and Diu is pleased to designate Daman as the Headquarters of the Union Territory of Dadra and Nagar Haveli and Daman and Diu with effect from 26th January,2020.

**TABLE 3.1.1 – SANCTIONED (S) AND ACTUAL (A) STRENGTH OF POLICE FORCES IN STATES/UTs**
**AS ON 01.01.2021**

| Sl. No. | STATES/UTs                     | STRENGTH OF CIVIL POLICE |                  | STRENGTH OF DISTRICT ARMED RESERVE POLICE |                 | TOTAL STRENGTH OF STATE ARMED POLICE |                 |
|---------|--------------------------------|--------------------------|------------------|---|-----------------|--------------------------------------|-----------------|
|         |                                | S                        | A                | S   | A               | S                                    | A               |
| (1)     | (2)                            | (3)                      | (4)              | (5)                                       | (6)             | (7)                                  | (8)             |
| 1       | Andhra Pradesh                 | 45,665                   | 38,345           | 16,762                                    | 13,479          | 10,713                               | 7,359           |
| 2       | Arunachal Pradesh              | 8,405                    | 6,369            | 0   | 0               | 1,868                                | 1,707           |
| 3       | Assam                          | 23,723                   | 18,465           | 12,115                                    | 8,126           | 34,992                               | 28,212          |
| 4       | Bihar                          | 66,683                   | 24,018           | 51,166                                    | 41,984          | 21,424                               | 14,302          |
| 5       | Chhattisgarh                   | 48,166                   | 37,858           | 0   | 0               | 14,237                               | 12,741          |
| 6       | Goa                            | 7,073                    | 5,832            | 0   | 0               | 568                                  | 177             |
| 7       | Gujarat                        | 63,458                   | 47,957           | 30,435                                    | 25,205          | 25,185                               | 18,926          |
| 8       | Haryana                        | 63,187                   | 46,578           | 0   | 0               | 5,707                                | 3,531           |
| 9       | Himachal Pradesh               | 11,645                   | 10,883           | 771                                       | 771             | 773                                  | 625             |
| 10      | Jharkhand                      | 60,519                   | 45,495           | 0   | 0               | 12,554                               | 11,247          |
| 11      | Karnataka                      | 69,840                   | 61,744           | 22,917                                    | 18,074          | 13,196                               | 8,458           |
| 12      | Kerala                         | 50,600                   | 47,099           | 0   | 0               | 10,668                               | 9,682           |
| 13      | Madhya Pradesh                 | 90,021                   | 66,468           | 0   | 0               | 24,019                               | 21,369          |
| 14      | Maharashtra                    | 1,95,724                 | 1,64,777         | 18,274                                    | 16,092          | 21,684                               | 16,194          |
| 15      | Manipur                        | 17,845                   | 15,200           | 0   | 0               | 6,772                                | 6,236           |
| 16      | Meghalaya                      | 6,140                    | 5,247            | 2,516                                     | 2,275           | 3,993                                | 3,287           |
| 17      | Mizoram                        | 4,556                    | 3,313            | 0   | 0               | 2,524                                | 1,945           |
| 18      | Nagaland                       | 5,623                    | 6,159            | 2,639                                     | 3,039           | 12,649                               | 12,841          |
| 19      | Odisha                         | 33,238                   | 25,822           | 10,065                                    | 9,412           | 24,459                               | 22,036          |
| 20      | Punjab                         | 71,067                   | 62,875           | 0   | 0               | 7,552                                | 6,758           |
| 21      | Rajasthan                      | 93,272                   | 77,830           | 0   | 0               | 12,718                               | 10,818          |
| 22      | Sikkim                         | 2,475                    | 2,471            | 0   | 0               | 1,030                                | 897             |
| 23      | Tamil Nadu                     | 85,852                   | 76,949           | 29,422                                    | 26,723          | 15,888                               | 14,998          |
| 24      | Telangana                      | 45,583                   | 35,969           | 23,956                                    | 16,395          | 7,593                                | 4,074           |
| 25      | Tripura                        | 8,183                    | 6,353            | 4,627                                     | 3,087           | 3,892                                | 3,630           |
| 26      | Uttar Pradesh                  | 3,20,259                 | 2,32,590         | 51,495                                    | 25,607          | 44,149                               | 41,335          |
| 27      | Uttarakhand                    | 10,809                   | 10,813           | 5,922                                     | 4,978           | 3,664                                | 3,307           |
| 28      | West Bengal                    | 97,148                   | 58,226           | 23,118                                    | 16,325          | 34,240                               | 21,896          |
| 29      | A & N Islands                  | 3,340                    | 3,053            | 731                                       | 417             | 0                                    | 0               |
| 30      | Chandigarh                     | 4,851                    | 4,121            | 0   | 0               | 1,152                                | 1,152           |
| 31      | D & N Haveli and Daman and Diu | 894                      | 715              | 0   | 0               | 0                                    | 0               |
| 32      | Delhi                          | 82,196                   | 72,934           | 0   | 0               | 9,766                                | 8,418           |
| 33      | Jammu and Kashmir              | 52,847                   | 47,287           | 0   | 1,434           | 15,174                               | 10,897          |
| 34      | Ladakh                         | 1,414                    | 1,063            | 219                                       | 36              | 0                                    | 0               |
| 35      | Lakshadweep                    | 321                      | 265              | 0   | 0               | 0                                    | 0               |
| 36      | Puducherry                     | 2,634                    | 1,966            | 0   | 0               | 821                                  | 500             |
|         | <b>All India</b>               | <b>17,55,256</b>         | <b>13,73,109</b> | <b>3,07,150</b>                           | <b>2,33,459</b> | <b>4,05,624</b>                      | <b>3,29,555</b> |

TABLE 3.1.1 -- CONTINUED...

| Sl. No.          | STATES/UTs                     | TOTAL STRENGTH OF STATE IRB |                 | TOTAL STRENGTH OF STATE POLICE (CIVIL + DISTRICT ARMED RESERVE (DAR) + ARMED + IRB) |                  | VACANCY / SURPLUS | TOTAL ACTUAL STRENGTH OF WOMAN POLICE (CIVIL + DISTRICT ARMED RESERVE (DAR) + ARMED+IRB) |
|------------------|--------------------------------|-----------------------------|-----------------|---|------------------|-------------------|--|
|                  |                                | S                           | A               | S   | A                |                   |  |
| (1)              | (2)                            | (9)                         | (10)            | (11)  | (12)             | (13)              | (14)   |
| 1                | Andhra Pradesh                 | 2,225                       | 1,569           | 75,365  | 60,752           | 14,613            | 3,812  |
| 2                | Arunachal Pradesh              | 5,010                       | 4,550           | 15,283  | 12,626           | 2,657             | 1,038  |
| 3                | Assam                          | 8,069                       | 7,230           | 78,899  | 62,033           | 16,866            | 5,070  |
| 4                | Bihar                          | 3,278                       | 2,707           | 1,42,551  | 83,011           | 59,540            | 14,447   |
| 5                | Chhattisgarh                   | 13,458                      | 12,806          | 75,861  | 63,405           | 12,456            | 4,225  |
| 6                | Goa                            | 3,021                       | 2,048           | 10,662  | 8,057            | 2,605             | 861  |
| 7                | Gujarat                        | 0                           | 0               | 1,19,078  | 92,088           | 26,990            | 14,718   |
| 8                | Haryana                        | 3,712                       | 2,774           | 72,606  | 52,883           | 19,723            | 4,713  |
| 9                | Himachal Pradesh               | 5,732                       | 5,199           | 18,921  | 17,478           | 1,443             | 2,361  |
| 10               | Jharkhand                      | 9,780                       | 7,360           | 82,853  | 64,102           | 18,751            | 4,200  |
| 11               | Karnataka                      | 5,031                       | 3,797           | 1,10,984  | 92,073           | 18,911            | 7,750  |
| 12               | Kerala                         | 1,350                       | 1,038           | 62,618  | 57,819           | 4,799             | 4,013  |
| 13               | Madhya Pradesh                 | 2,144                       | 1,456           | 1,16,184  | 89,293           | 26,891            | 5,927  |
| 14               | Maharashtra                    | 2,781                       | 2,445           | 2,38,463  | 1,99,508         | 38,955            | 28,802   |
| 15               | Manipur                        | 10,463                      | 7,458           | 35,080  | 28,894           | 6,186             | 2,636  |
| 16               | Meghalaya                      | 3,852                       | 3,571           | 16,501  | 14,380           | 2,121             | 849  |
| 17               | Mizoram                        | 4,206                       | 2,682           | 11,286  | 7,940            | 3,346             | 557  |
| 18               | Nagaland                       | 5,842                       | 5,749           | 26,753  | 27,788           | -1,035            | 2,953  |
| 19               | Odisha                         | 7,538                       | 7,089           | 75,300  | 64,359           | 10,941            | 5,847  |
| 20               | Punjab                         | 6,423                       | 4,932           | 85,042  | 74,565           | 10,477            | 7,005  |
| 21               | Rajasthan                      | 5,119                       | 4,481           | 1,11,109  | 93,129           | 17,980            | 8,834  |
| 22               | Sikkim                         | 3,048                       | 2,161           | 6,553   | 5,529            | 1,024             | 462  |
| 23               | Tamil Nadu                     | 115                         | 115             | 1,31,277  | 1,18,785         | 12,492            | 23,006   |
| 24               | Telangana                      | 5,481                       | 2,635           | 82,613  | 59,073           | 23,540            | 4,742  |
| 25               | Tripura                        | 12,904                      | 9,395           | 29,606  | 22,465           | 7,141             | 1,165  |
| 26               | Uttar Pradesh                  | 876                         | 628             | 4,16,779  | 3,00,160         | 116,619           | 29,435   |
| 27               | Uttarakhand                    | 1,792                       | 1,586           | 22,187  | 20,684           | 1,503             | 2,586  |
| 28               | West Bengal                    | 2,946                       | 712             | 1,57,452  | 97,159           | 60,293            | 9,627  |
| 29               | A & N Islands                  | 1,007                       | 936             | 5,078   | 4,406            | 672               | 539  |
| 30               | Chandigarh                     | 1,007                       | 684             | 7,010   | 5,957            | 1,053             | 1,319  |
| 31               | D & N Haveli and Daman and Diu | 502                         | 481             | 1,396   | 1,196            | 200               | 104  |
| 32               | Delhi                          | 0                           | 0               | 91,962  | 81,352           | 10,610            | 10,138   |
| 33               | Jammu and Kashmir              | 23,178                      | 21,692          | 91,199  | 81,310           | 9,889             | 2,691  |
| 34               | Ladakh                         | 963                         | 569             | 2,596   | 1,668            | 928               | 308  |
| 35               | Lakshadweep                    | 0                           | 0               | 321   | 265              | 56                | 28   |
| 36               | Puducherry                     | 1,007                       | 904             | 4,462   | 3,370            | 1,092             | 258  |
| <b>All India</b> |                                | <b>1,63,860</b>             | <b>1,33,439</b> | <b>26,31,890</b>  | <b>20,69,562</b> | <b>5,62,328</b>   | <b>2,17,026</b>  |

TABLE 3.1.2-- SANCTIONED (S) & ACTUAL (A) STRENGTH IN DIFFERENT RANKS IN CIVIL POLICE IN STATES/UTs

AS ON 01.01.2021

| SL. No.          | STATES/UTs                     | DGP/SPL. DGP |            |            | ADDL.DGP   |            |             | IGP        |            |            | DIG        |            |           |
|------------------|--------------------------------|--------------|------------|------------|------------|------------|-------------|------------|------------|------------|------------|------------|-----------|
|                  |                                | S            | A          | V          | S          | A          | V           | S          | A          | V          | S          | A          | V         |
| (1)              | (2)                            | (3)          | (4)        | (5)        | (6)        | (7)        | (8)         | (9)        | (10)       | (11)       | (12)       | (13)       | (14)      |
| 1                | Andhra Pradesh                 | 9            | 9          | 0          | 19         | 19         | 0           | 17         | 11         | 6          | 13         | 18         | -5        |
| 2                | Arunachal Pradesh              | 1            | 1          | 0          | 0          | 1          | -1          | 2          | 5          | -3         | 6          | 7          | -1        |
| 3                | Assam                          | 4            | 4          | 0          | 8          | 7          | 1           | 13         | 4          | 9          | 20         | 20         | 0         |
| 4                | Bihar                          | 3            | 11         | -8         | 10         | 27         | -17         | 23         | 14         | 9          | 22         | 27         | -5        |
| 5                | Chhattisgarh                   | 2            | 2          | 0          | 3          | 5          | -2          | 8          | 3          | 5          | 11         | 9          | 2         |
| 6                | Goa                            | 0            | 0          | 0          | 1          | 1          | 0           | 1          | 0          | 1          | 2          | 2          | 0         |
| 7                | Gujarat                        | 6            | 5          | 1          | 17         | 10         | 7           | 27         | 20         | 7          | 29         | 22         | 7         |
| 8                | Haryana                        | 7            | 6          | 1          | 8          | 11         | -3          | 29         | 14         | 15         | 21         | 9          | 12        |
| 9                | Himachal Pradesh               | 1            | 3          | -2         | 7          | 10         | -3          | 20         | 15         | 5          | 14         | 9          | 5         |
| 10               | Jharkhand                      | 2            | 4          | -2         | 6          | 7          | -1          | 14         | 8          | 6          | 14         | 13         | 1         |
| 11               | Karnataka                      | 6            | 6          | 0          | 18         | 16         | 2           | 26         | 16         | 10         | 26         | 13         | 13        |
| 12               | Kerala                         | 1            | 1          | 0          | 8          | 6          | 2           | 15         | 9          | 6          | 11         | 11         | 0         |
| 13               | Madhya Pradesh                 | 5            | 12         | -7         | 15         | 41         | -26         | 31         | 19         | 12         | 22         | 24         | -2        |
| 14               | Maharashtra                    | 9            | 8          | 1          | 31         | 31         | 0           | 36         | 29         | 7          | 48         | 42         | 6         |
| 15               | Manipur                        | 1            | 1          | 0          | 3          | 4          | -1          | 7          | 6          | 1          | 8          | 4          | 4         |
| 16               | Meghalaya                      | 1            | 1          | 0          | 6          | 2          | 4           | 6          | 5          | 1          | 8          | 8          | 0         |
| 17               | Mizoram                        | 1            | 1          | 0          | 1          | 0          | 1           | 1          | 3          | -2         | 5          | 6          | -1        |
| 18               | Nagaland                       | 2            | 2          | 0          | 2          | 2          | 0           | 12         | 10         | 2          | 15         | 14         | 1         |
| 19               | Odisha                         | 1            | 2          | -1         | 7          | 12         | -5          | 18         | 11         | 7          | 17         | 13         | 4         |
| 20               | Punjab                         | 11           | 10         | 1          | 20         | 21         | -1          | 35         | 29         | 6          | 14         | 11         | 3         |
| 21               | Rajasthan                      | 2            | 4          | -2         | 8          | 30         | -22         | 22         | 26         | -4         | 16         | 30         | -14       |
| 22               | Sikkim                         | 1            | 2          | -1         | 2          | 1          | 1           | 3          | 3          | 0          | 6          | 5          | 1         |
| 23               | Tamil Nadu                     | 11           | 9          | 2          | 19         | 16         | 3           | 39         | 35         | 4          | 28         | 27         | 1         |
| 24               | Telangana                      | 2            | 4          | -2         | 6          | 16         | -10         | 16         | 10         | 6          | 14         | 14         | 0         |
| 25               | Tripura                        | 2            | 1          | 1          | 1          | 1          | 0           | 6          | 0          | 6          | 4          | 5          | -1        |
| 26               | Uttar Pradesh                  | 7            | 14         | -7         | 21         | 50         | -29         | 51         | 32         | 19         | 50         | 39         | 11        |
| 27               | Uttarakhand                    | 1            | 1          | 0          | 1          | 1          | 0           | 4          | 6          | -2         | 6          | 6          | 0         |
| 28               | West Bengal                    | 10           | 10         | 0          | 31         | 30         | 1           | 48         | 35         | 13         | 62         | 50         | 12        |
| 29               | A & N Islands                  | 0            | 1          | -1         | 1          | 1          | 0           | 1          | 2          | -1         | 2          | 2          | 0         |
| 30               | Chandigarh                     | 0            | 1          | -1         | 0          | 0          | 0           | 1          | 0          | 1          | 1          | 1          | 0         |
| 31               | D & N Haveli and Daman and Diu | 0            | 0          | 0          | 0          | 0          | 0           | 0          | 0          | 0          | 1          | 1          | 0         |
| 32               | Delhi                          | 1            | 1          | 0          | 10         | 12         | -2          | 20         | 19         | 1          | 20         | 21         | -1        |
| 33               | Jammu and Kashmir              | 4            | 6          | -2         | 7          | 10         | -3          | 19         | 12         | 7          | 21         | 11         | 10        |
| 34               | Ladakh                         | 0            | 0          | 0          | 0          | 1          | -1          | 1          | 0          | 1          | 0          | 1          | -1        |
| 35               | Lakshadweep                    | 0            | 0          | 0          | 0          | 0          | 0           | 0          | 0          | 0          | 0          | 0          | 0         |
| 36               | Puducherry                     | 1            | 1          | 0          | 0          | 1          | -1          | 0          | 0          | 0          | 1          | 0          | 1         |
| <b>All India</b> |                                | <b>115</b>   | <b>144</b> | <b>-29</b> | <b>297</b> | <b>403</b> | <b>-106</b> | <b>572</b> | <b>411</b> | <b>161</b> | <b>558</b> | <b>495</b> | <b>63</b> |

TABLE 3.1.2 – CONTINUED...

| Sl. No. | STATES/UTs                     | AIGP/SSP/SP/COMMANDANT |              |            | ADDL. SP/DY. COMMANDANT |              |            | ASP/DY.SP/ASSTT. COMMANDANT |              |              | INSPECTOR / RI |               |               |
|---------|--------------------------------|------------------------|--------------|------------|-------------------------|--------------|------------|-----------------------------|--------------|--------------|----------------|---------------|---------------|
|         |                                | S                      | A            | V          | S                       | A            | V          | S                           | A            | V            | S              | A             | V             |
| (1)     | (2)                            | (15)                   | (16)         | (17)       | (18)                    | (19)         | (20)       | (21)                        | (22)         | (23)         | (24)           | (25)          | (26)          |
| 1       | Andhra Pradesh                 | 71                     | 52           | 19         | 102                     | 95           | 7          | 476                         | 409          | 67           | 1,115          | 941           | 174           |
| 2       | Arunachal Pradesh              | 26                     | 25           | 1          | 26                      | 16           | 10         | 58                          | 58           | -            | 186            | 176           | 10            |
| 3       | Assam                          | 78                     | 75           | 3          | 77                      | 72           | 5          | 191                         | 165          | 26           | 592            | 351           | 241           |
| 4       | Bihar                          | 54                     | 135          | -81        | 25                      | 12           | 13         | 838                         | 512          | 326          | 1,568          | 1,028         | 540           |
| 5       | Chhattisgarh                   | 52                     | 30           | 22         | 54                      | 60           | -6         | 319                         | 257          | 62           | 903            | 689           | 214           |
| 6       | Goa                            | 16                     | 16           | 0          | 0                       | 0            | 0          | 37                          | 17           | 20           | 94             | 92            | 2             |
| 7       | Gujarat                        | 122                    | 97           | 25         | 0                       | 0            | 0          | 303                         | 275          | 28           | 1,282          | 1,026         | 256           |
| 8       | Haryana                        | 81                     | 57           | 24         | 35                      | 22           | 13         | 182                         | 153          | 29           | 1,019          | 826           | 193           |
| 9       | Himachal Pradesh               | 51                     | 50           | 1          | 40                      | 33           | 7          | 145                         | 129          | 16           | 224            | 202           | 22            |
| 10      | Jharkhand                      | 149                    | 52           | 97         | 39                      | 2            | 37         | 390                         | 285          | 105          | 991            | 821           | 170           |
| 11      | Karnataka                      | 250                    | 226          | 24         | 15                      | 7            | 8          | 610                         | 535          | 75           | 1,694          | 1,504         | 190           |
| 12      | Kerala                         | 66                     | 61           | 5          | 9                       | 6            | 3          | 298                         | 256          | 42           | 736            | 696           | 40            |
| 13      | Madhya Pradesh                 | 64                     | 105          | -41        | 264                     | 231          | 33         | 1,005                       | 663          | 342          | 2,194          | 1,062         | 1,132         |
| 14      | Maharashtra                    | 259                    | 245          | 14         | 57                      | 43           | 14         | 891                         | 550          | 341          | 7,999          | 2,940         | 5,059         |
| 15      | Manipur                        | 31                     | 26           | 5          | 67                      | 65           | 2          | 100                         | 63           | 37           | 299            | 251           | 48            |
| 16      | Meghalaya                      | 33                     | 32           | 1          | 8                       | 5            | 3          | 56                          | 45           | 11           | 188            | 170           | 18            |
| 17      | Mizoram                        | 24                     | 25           | -1         | 21                      | 17           | 4          | 48                          | 40           | 8            | 173            | 159           | 14            |
| 18      | Nagaland                       | 51                     | 51           | 0          | 66                      | 66           | 0          | 167                         | 131          | 36           | 236            | 232           | 4             |
| 19      | Odisha                         | 69                     | 49           | 20         | 121                     | 102          | 19         | 498                         | 207          | 291          | 1,150          | 1,008         | 142           |
| 20      | Punjab                         | 223                    | 253          | -30        | 0                       | 0            | 0          | 590                         | 562          | 28           | 989            | 717           | 272           |
| 21      | Rajasthan                      | 157                    | 83           | 74         | 306                     | 279          | 27         | 555                         | 492          | 63           | 1,422          | 1,239         | 183           |
| 22      | Sikkim                         | 21                     | 20           | 1          | 22                      | 12           | 10         | 52                          | 30           | 22           | 47             | 59            | -12           |
| 23      | Tamil Nadu                     | 143                    | 141          | 2          | 117                     | 117          | 0          | 723                         | 686          | 37           | 2,440          | 2,434         | 6             |
| 24      | Telangana                      | 83                     | 60           | 23         | 92                      | 94           | -2         | 312                         | 291          | 21           | 1,235          | 1,186         | 49            |
| 25      | Tripura                        | 22                     | 26           | -4         | 17                      | 15           | 2          | 72                          | 86           | -14          | 197            | 100           | 97            |
| 26      | Uttar Pradesh                  | 463                    | 477          | -14        | 313                     | 308          | 5          | 1,039                       | 758          | 281          | 6,848          | 5,423         | 1,425         |
| 27      | Uttarakhand                    | 16                     | 20           | -4         | 9                       | 13           | -4         | 42                          | 48           | -6           | 187            | 193           | -6            |
| 28      | West Bengal                    | 181                    | 134          | 47         | 97                      | 72           | 25         | 563                         | 482          | 81           | 1,854          | 1,271         | 583           |
| 29      | A & N Islands                  | 4                      | 5            | -1         | 0                       | 0            | 0          | 13                          | 18           | -5           | 60             | 54            | 6             |
| 30      | Chandigarh                     | 4                      | 6            | -2         | 0                       | 0            | 0          | 13                          | 12           | 1            | 47             | 46            | 1             |
| 31      | D & N Haveli and Daman and Diu | 3                      | 3            | 0          | 1                       | 1            | 0          | 3                           | 4            | -1           | 11             | 6             | 5             |
| 32      | Delhi                          | 52                     | 55           | -3         | 38                      | 14           | 24         | 303                         | 254          | 49           | 1,358          | 1,408         | -50           |
| 33      | Jammu and Kashmir              | 190                    | 178          | 12         | 0                       | 0            | 0          | 570                         | 453          | 117          | 1,165          | 845           | 320           |
| 34      | Ladakh                         | 4                      | 4            | 0          | 0                       | 2            | -2         | 9                           | 9            | -            | 26             | 39            | -13           |
| 35      | Lakshadweep                    | 1                      | 2            | -1         | 0                       | 0            | 0          | 1                           | 3            | -2           | 4              | 4             | -             |
| 36      | Puducherry                     | 23                     | 16           | 7          | 0                       | 0            | 0          | -                           | -            | -            | 62             | 57            | 5             |
|         | <b>All India</b>               | <b>3,137</b>           | <b>2,892</b> | <b>245</b> | <b>2,038</b>            | <b>1,781</b> | <b>257</b> | <b>11,472</b>               | <b>8,938</b> | <b>2,534</b> | <b>40,595</b>  | <b>29,255</b> | <b>11,340</b> |

**TABLE 3.1.2 – CONTINUED...**

| Sl. No. | STATES/UTs                     | S.I./RSI        |               |               | A.S.I./ARSI     |               |               | HEAD CONSTABLE  |                 |               |
|---------|--------------------------------|-----------------|---------------|---------------|-----------------|---------------|---------------|-----------------|-----------------|---------------|
|         |                                | S               | A             | V             | S               | A             | V             | S               | A               | V             |
| (1)     | (2)                            | (27)            | (28)          | (29)          | (30)            | (31)          | (32)          | (33)            | (34)            | (35)          |
| 1       | Andhra Pradesh                 | 3,124           | 2,742         | 382           | 3,184           | 3,114         | 70            | 9,080           | 8,573           | 507           |
| 2       | Arunachal Pradesh              | 436             | 264           | 172           | 479             | 359           | 120           | 1,463           | 885             | 578           |
| 3       | Assam                          | 2,789           | 1,518         | 1,271         | 2,179           | 1,796         | 383           | 1,896           | 1,729           | 167           |
| 4       | Bihar                          | 17,485          | 7,699         | 9,786         | 14,798          | 7,486         | 7,312         | 3,946           | 731             | 3,215         |
| 5       | Chhattisgarh                   | 2,234           | 1,703         | 531           | 2,965           | 1,761         | 1,204         | 6,244           | 4,445           | 1,799         |
| 6       | Goa                            | 515             | 317           | 198           | 401             | 303           | 98            | 1,189           | 1,184           | 5             |
| 7       | Gujarat                        | 3,689           | 2,040         | 1,649         | 7,612           | 6,448         | 1,164         | 13,158          | 10,710          | 2,448         |
| 8       | Haryana                        | 3,285           | 2,098         | 1,187         | 5,941           | 4,792         | 1,149         | 11,357          | 7,515           | 3,842         |
| 9       | Himachal Pradesh               | 519             | 370           | 149           | 1,037           | 863           | 174           | 1,811           | 1,688           | 123           |
| 10      | Jharkhand                      | 7,784           | 4,448         | 3,336         | 7,432           | 6,254         | 1,178         | 8,417           | 5,582           | 2,835         |
| 11      | Karnataka                      | 4,042           | 2,858         | 1,184         | 6,283           | 5,995         | 288           | 18,373          | 17,883          | 490           |
| 12      | Kerala                         | 2,383           | 1,970         | 413           | 2,148           | 1,862         | 286           | 8,180           | 7,664           | 516           |
| 13      | Madhya Pradesh                 | 6,200           | 4,456         | 1,744         | 10,043          | 4,756         | 5,287         | 18,975          | 10,499          | 8,476         |
| 14      | Maharashtra                    | 9,817           | 4,245         | 5,572         | 15,227          | 11,344        | 3,883         | 75,431          | 68,329          | 7,102         |
| 15      | Manipur                        | 1,207           | 1,012         | 195           | 1,951           | 1,034         | 917           | 3,465           | 3,058           | 407           |
| 16      | Meghalaya                      | 881             | 722           | 159           | 185             | 159           | 26            | 540             | 505             | 35            |
| 17      | Mizoram                        | 440             | 356           | 84            | 457             | 310           | 147           | 908             | 718             | 190           |
| 18      | Nagaland                       | 422             | 396           | 26            | 352             | 340           | 12            | 461             | 456             | 5             |
| 19      | Odisha                         | 3,791           | 2,392         | 1,399         | 4,897           | 3,086         | 1,811         | 1,541           | 1,250           | 291           |
| 20      | Punjab                         | 2,693           | 1,933         | 760           | 4,563           | 3,558         | 1,005         | 10,064          | 8,808           | 1,256         |
| 21      | Rajasthan                      | 4,191           | 1,957         | 2,234         | 6,349           | 4,722         | 1,627         | 17,034          | 13,121          | 3,913         |
| 22      | Sikkim                         | 134             | 118           | 16            | 200             | 357           | -157          | 394             | 359             | 35            |
| 23      | Tamil Nadu                     | 8,777           | 5,986         | 2,791         | -               | -             | -             | 34,559          | 31,713          | 2,846         |
| 24      | Telangana                      | 3,533           | 3,138         | 395           | 2,474           | 2,415         | 59            | 7,137           | 3,472           | 3,665         |
| 25      | Tripura                        | 863             | 584           | 279           | 935             | 532           | 403           | 609             | 340             | 269           |
| 26      | Uttar Pradesh                  | 44,748          | 22,230        | 22,518        | 3,875           | 1,369         | 2,506         | 65,866          | 52,237          | 13,629        |
| 27      | Uttarakhand                    | 1,306           | 1,218         | 88            | -               | -             | -             | 1,063           | 818             | 245           |
| 28      | West Bengal                    | 10,825          | 8,571         | 2,254         | 14,054          | 8,750         | 5,304         | -               | -               | -             |
| 29      | A & N Islands                  | 242             | 159           | 83            | 129             | 96            | 33            | 613             | 553             | 60            |
| 30      | Chandigarh                     | 286             | 221           | 65            | 257             | 197           | 60            | 1,096           | 905             | 191           |
| 31      | D & N Haveli and Daman and Diu | 46              | 39            | 7             | 38              | 13            | 25            | 197             | 143             | 54            |
| 32      | Delhi                          | 7,456           | 6,802         | 654           | 6,808           | 6,848         | -40           | 21,232          | 18,683          | 2,549         |
| 33      | Jammu and Kashmir              | 4,477           | 2,152         | 2,325         | 5,209           | 4,167         | 1,042         | 10,850          | 9,009           | 1,841         |
| 34      | Ladakh                         | 100             | 44            | 56            | 122             | 142           | -20           | 307             | 343             | -36           |
| 35      | Lakshadweep                    | 16              | 4             | 12            | 5               | 5             | -             | 64              | 56              | 8             |
| 36      | Puducherry                     | 258             | 163           | 95            | 98              | 61            | 37            | 521             | 458             | 63            |
|         | <b>All India</b>               | <b>1,60,994</b> | <b>96,925</b> | <b>64,069</b> | <b>1,32,687</b> | <b>95,294</b> | <b>37,393</b> | <b>3,58,041</b> | <b>2,94,422</b> | <b>63,619</b> |

TABLE 3.1.2 – CONTINUED...

| Sl. No. | STATES/UTs                     | CONSTABLE        |                 |                 | OTHERS IF ANY |               |              | TOTAL            |                  |                 |
|---------|--------------------------------|------------------|-----------------|-----------------|---------------|---------------|--------------|------------------|------------------|-----------------|
|         |                                | S                | A               | V               | S             | A             | V            | S                | A                | V               |
| (1)     | (2)                            | (36)             | (37)            | (38)            | (39)          | (40)          | (41)         | (42)             | (43)             | (44)            |
| 1       | Andhra Pradesh                 | 28,455           | 22,362          | 6,093           | 0             | 0             | 0            | 45,665           | 38,345           | 7,320           |
| 2       | Arunachal Pradesh              | 5,176            | 4,231           | 945             | 546           | 341           | 205          | 8,405            | 6,369            | 2,036           |
| 3       | Assam                          | 15,078           | 11,996          | 3,082           | 798           | 728           | 70           | 23,723           | 18,465           | 5,258           |
| 4       | Bihar                          | 27,911           | 6,336           | 21,575          | 0             | 0             | 0            | 66,683           | 24,018           | 42,665          |
| 5       | Chhattisgarh                   | 29,820           | 24,867          | 4,953           | 5551          | 4027          | 1524         | 48,166           | 37,858           | 10,308          |
| 6       | Goa                            | 3,530            | 2,943           | 587             | 1287          | 957           | 330          | 7,073            | 5,832            | 1,241           |
| 7       | Gujarat                        | 37,213           | 27,304          | 9,909           | 0             | 0             | 0            | 63,458           | 47,957           | 15,501          |
| 8       | Haryana                        | 41,222           | 31,075          | 10,147          | 0             | 0             | 0            | 63,187           | 46,578           | 16,609          |
| 9       | Himachal Pradesh               | 7,776            | 7,511           | 265             | 0             | 0             | 0            | 11,645           | 10,883           | 762             |
| 10      | Jharkhand                      | 35,281           | 28,019          | 7,262           | 0             | 0             | 0            | 60,519           | 45,495           | 15,024          |
| 11      | Karnataka                      | 35,629           | 30,145          | 5,484           | 2868          | 2540          | 328          | 69,840           | 61,744           | 8,096           |
| 12      | Kerala                         | 31,734           | 30,520          | 1,214           | 5011          | 4037          | 974          | 50,600           | 47,099           | 3,501           |
| 13      | Madhya Pradesh                 | 51,203           | 44,600          | 6,603           | 0             | 0             | 0            | 90,021           | 66,468           | 23,553          |
| 14      | Maharashtra                    | 84,425           | 76,615          | 7,810           | 1494          | 356           | 1138         | 1,95,724         | 1,64,777         | 30,947          |
| 15      | Manipur                        | 10,706           | 9,676           | 1,030           | 0             | 0             | 0            | 17,845           | 15,200           | 2,645           |
| 16      | Meghalaya                      | 4,018            | 3,418           | 600             | 210           | 175           | 35           | 6,140            | 5,247            | 893             |
| 17      | Mizoram                        | 2,110            | 1,339           | 771             | 367           | 339           | 28           | 4,556            | 3,313            | 1,243           |
| 18      | Nagaland                       | 3,837            | 4,459           | -622            | 0             | 0             | 0            | 5,623            | 6,159            | -536            |
| 19      | Odisha                         | 21,128           | 17,690          | 3,438           | 0             | 0             | 0            | 33,238           | 25,822           | 7,416           |
| 20      | Punjab                         | 50,466           | 45,952          | 4,514           | 1,399         | 1,021         | 378          | 71,067           | 62,875           | 8,192           |
| 21      | Rajasthan                      | 63,210           | 55,847          | 7,363           | 0             | 0             | 0            | 93,272           | 77,830           | 15,442          |
| 22      | Sikkim                         | 1,593            | 1,320           | 273             | 0             | 185           | -185         | 2,475            | 2,471            | 4               |
| 23      | Tamil Nadu                     | 35,773           | 32,827          | 2,946           | 3,223         | 2,958         | 265          | 85,852           | 76,949           | 8,903           |
| 24      | Telangana                      | 30,679           | 25,269          | 5,410           | 0             | 0             | 0            | 45,583           | 35,969           | 9,614           |
| 25      | Tripura                        | 5,455            | 4,663           | 792             | 0             | 0             | 0            | 8,183            | 6,353            | 1,830           |
| 26      | Uttar Pradesh                  | 1,86,287         | 139,608         | 46,679          | 10,691        | 10,045        | 646          | 3,20,259         | 2,32,590         | 87,669          |
| 27      | Uttarakhand                    | 8,174            | 8,489           | -315            | 0             | 0             | 0            | 10,809           | 10,813           | -4              |
| 28      | West Bengal                    | 67,452           | 37,500          | 29,952          | 1,971         | 1,321         | 650          | 97,148           | 58,226           | 38,922          |
| 29      | A & N Islands                  | 1,853            | 1,866           | -13             | 422           | 296           | 126          | 3,340            | 3,053            | 287             |
| 30      | Chandigarh                     | 2,937            | 2,610           | 327             | 209           | 122           | 87           | 4,851            | 4,121            | 730             |
| 31      | D & N Haveli and Daman and Diu | 554              | 488             | 66              | 40            | 17            | 23           | 894              | 715              | 179             |
| 32      | Delhi                          | 43,191           | 37,462          | 5,729           | 1,707         | 1,355         | 352          | 82,196           | 72,934           | 9,262           |
| 33      | Jammu and Kashmir              | 27,901           | 27,931          | -30             | 2,434         | 2,513         | -79          | 52,847           | 47,287           | 5,560           |
| 34      | Ladakh                         | 781              | 455             | 326             | 64            | 23            | 41           | 1,414            | 1,063            | 351             |
| 35      | Lakshadweep                    | 230              | 191             | 39              | 0             | 0             | 0            | 321              | 265              | 56              |
| 36      | Puducherry                     | 1,670            | 1,209           | 461             | 0             | 0             | 0            | 2,634            | 1,966            | 668             |
|         | <b>All India</b>               | <b>10,04,458</b> | <b>8,08,793</b> | <b>1,95,665</b> | <b>40,292</b> | <b>33,356</b> | <b>6,936</b> | <b>17,55,256</b> | <b>13,73,109</b> | <b>3,82,147</b> |

TABLE 3.1.3 (A) -- SANCTIONED (S) & ACTUAL (A) STRENGTH IN DIFFERENT RANKS IN DISTRICT ARMED RESERVE (DAR) POLICE IN STATES/UTs

AS ON 01.01.2021

| SL. No.          | STATES/UTs                     | AIGP/SSP/SP/COMMANDANT |           |          | ADDL. SP/DY. COMMANDANT |           |            | ASP/DY.SP/ASSTT. COMMANDANT |            |            | INSPECTOR / RI |              |            |
|------------------|--------------------------------|------------------------|-----------|----------|-------------------------|-----------|------------|-----------------------------|------------|------------|----------------|--------------|------------|
|                  |                                | S                      | A         | V        | S                       | A         | V          | S                           | A          | V          | S              | A            | V          |
| (1)              | (2)                            | (3)                    | (4)       | (5)      | (6)                     | (7)       | (8)        | (9)                         | (10)       | (11)       | (12)           | (13)         | (14)       |
| 1                | Andhra Pradesh                 | 3                      | 2         | 1        | 20                      | 20        | 0          | 52                          | 52         | 0          | 180            | 172          | 8          |
| 2                | Arunachal Pradesh              | 0                      | 0         | 0        | 0                       | 0         | 0          | 0                           | 0          | 0          | 0              | 0            | 0          |
| 3                | Assam                          | 0                      | 0         | 0        | 0                       | 0         | 0          | 0                           | 0          | 0          | 32             | 28           | 4          |
| 4                | Bihar                          | 0                      | 0         | 0        | 0                       | 0         | 0          | 0                           | 0          | 0          | 497            | 145          | 352        |
| 5                | Chhattisgarh                   | 0                      | 0         | 0        | 0                       | 0         | 0          | 0                           | 0          | 0          | 0              | 0            | 0          |
| 6                | Goa                            | NA                     | NA        | -        | NA                      | NA        | -          | NA                          | NA         | -          | NA             | NA           | -          |
| 7                | Gujarat                        | 0                      | 0         | 0        | 0                       | 0         | 0          | 0                           | 0          | 0          | 188            | 105          | 83         |
| 8                | Haryana                        | 0                      | 0         | 0        | 0                       | 0         | 0          | 0                           | 0          | 0          | 0              | 0            | 0          |
| 9                | Himachal Pradesh               | 0                      | 0         | 0        | 0                       | 0         | 0          | 0                           | 0          | 0          | 1              | 1            | 0          |
| 10               | Jharkhand                      | 0                      | 0         | 0        | 0                       | 0         | 0          | 0                           | 0          | 0          | 0              | 0            | 0          |
| 11               | Karnataka                      | 22                     | 22        | 0        | 0                       | 0         | 0          | 65                          | 65         | 0          | 118            | 96           | 22         |
| 12               | Kerala                         | 0                      | 0         | 0        | 0                       | 0         | 0          | 0                           | 0          | 0          | 0              | 0            | 0          |
| 13               | Madhya Pradesh                 | NA                     | NA        | -        | NA                      | NA        | -          | NA                          | NA         | -          | NA             | NA           | -          |
| 14               | Maharashtra                    | 21                     | 17        | 4        | 2                       | 0         | 2          | 90                          | 19         | 71         | 491            | 386          | 105        |
| 15               | Manipur                        | NA                     | NA        | -        | NA                      | NA        | -          | NA                          | NA         | -          | NA             | NA           | -          |
| 16               | Meghalaya                      | 0                      | 0         | 0        | 0                       | 0         | 0          | 0                           | 0          | 0          | 3              | 3            | 0          |
| 17               | Mizoram                        | 0                      | 0         | 0        | 0                       | 0         | 0          | 0                           | 0          | 0          | 0              | 0            | 0          |
| 18               | Nagaland                       | 13                     | 13        | 0        | 11                      | 11        | 0          | 26                          | 25         | 1          | 98             | 93           | 5          |
| 19               | Odisha                         | 0                      | 0         | 0        | 0                       | 0         | 0          | 0                           | 0          | 0          | 40             | 30           | 10         |
| 20               | Punjab                         | NA                     | NA        | -        | NA                      | NA        | -          | NA                          | NA         | -          | NA             | NA           | -          |
| 21               | Rajasthan                      | 0                      | 0         | 0        | 0                       | 0         | 0          | 0                           | 0          | 0          | 0              | 0            | 0          |
| 22               | Sikkim                         | 0                      | 0         | 0        | 0                       | 0         | 0          | 0                           | 0          | 0          | 0              | 0            | 0          |
| 23               | Tamil Nadu                     | 6                      | 6         | 0        | 5                       | 5         | 0          | 79                          | 77         | 2          | 314            | 288          | 26         |
| 24               | Telangana                      | 4                      | 1         | 3        | 20                      | 33        | -13        | 60                          | 45         | 15         | 226            | 216          | 10         |
| 25               | Tripura                        | 0                      | 0         | 0        | 2                       | 0         | 2          | 12                          | 6          | 6          | 51             | 15           | 36         |
| 26               | Uttar Pradesh                  | 0                      | 0         | 0        | 0                       | 0         | 0          | 0                           | 0          | 0          | 292            | 226          | 66         |
| 27               | Uttarakhand                    | 0                      | 0         | 0        | 6                       | 7         | -1         | 25                          | 11         | 14         | 25             | 19           | 6          |
| 28               | West Bengal                    | 0                      | 0         | 0        | 0                       | 0         | 0          | 19                          | 16         | 3          | 142            | 87           | 55         |
| 29               | A & N Islands                  | 0                      | 1         | -1       | 0                       | 0         | 0          | 2                           | 2          | 0          | 4              | 5            | -1         |
| 30               | Chandigarh                     | 0                      | 0         | 0        | 0                       | 0         | 0          | 0                           | 0          | 0          | 0              | 0            | 0          |
| 31               | D & N Haveli and Daman and Diu | 0                      | 0         | 0        | 0                       | 0         | 0          | 0                           | 0          | 0          | 0              | 0            | 0          |
| 32               | Delhi                          | 0                      | 0         | 0        | 0                       | 0         | 0          | 0                           | 0          | 0          | 0              | 0            | 0          |
| 33               | Jammu and Kashmir              | 0                      | 0         | 0        | 0                       | 0         | 0          | 0                           | 0          | 0          | 0              | 0            | 0          |
| 34               | Ladakh                         | 0                      | 0         | 0        | 0                       | 0         | 0          | 2                           | 2          | 0          | 2              | 2            | 0          |
| 35               | Lakshadweep                    | 0                      | 0         | 0        | 0                       | 0         | 0          | 0                           | 0          | 0          | 0              | 0            | 0          |
| 36               | Puducherry                     | 0                      | 0         | 0        | 0                       | 0         | 0          | 0                           | 0          | 0          | 0              | 0            | 0          |
| <b>All India</b> |                                | <b>69</b>              | <b>62</b> | <b>7</b> | <b>66</b>               | <b>76</b> | <b>-10</b> | <b>432</b>                  | <b>320</b> | <b>112</b> | <b>2,704</b>   | <b>1,917</b> | <b>787</b> |



TABLE 3.1.3 (A) -- CONTINUED...

| Sl. No.          | STATES/UTs                     | S.I./RSI     |              |              | A.S.I./ARSI   |              |              | HEAD CONSTABLE |               |               |
|------------------|--------------------------------|--------------|--------------|--------------|---------------|--------------|--------------|----------------|---------------|---------------|
|                  |                                | S            | A            | V            | S             | A            | V            | S              | A             | V             |
| (1)              | (2)                            | (15)         | (16)         | (17)         | (18)          | (19)         | (20)         | (21)           | (22)          | (23)          |
| 1                | Andhra Pradesh                 | 485          | 380          | 105          | 980           | 963          | 17           | 3,445          | 3,137         | 308           |
| 2                | Arunachal Pradesh              | -            | -            | -            | -             | -            | -            | -              | -             | -             |
| 3                | Assam                          | 139          | 139          | -            | -             | -            | -            | 2,232          | 1,426         | 806           |
| 4                | Bihar                          | 1,998        | 1,056        | 942          | -             | -            | -            | 8,425          | 2,970         | 5,455         |
| 5                | Chhattisgarh                   | -            | -            | -            | -             | -            | -            | -              | -             | -             |
| 6                | Goa                            | NA           | NA           | -            | NA            | NA           | -            | NA             | NA            | -             |
| 7                | Gujarat                        | 470          | 305          | 165          | 2,514         | 2,111        | 403          | 4,537          | 3,915         | 622           |
| 8                | Haryana                        | -            | -            | -            | -             | -            | -            | -              | -             | -             |
| 9                | Himachal Pradesh               | 5            | 5            | -            | 17            | 17           | -            | 78             | 78            | -             |
| 10               | Jharkhand                      | -            | -            | -            | -             | -            | -            | -              | -             | -             |
| 11               | Karnataka                      | 500          | 305          | 195          | 2,077         | 1,938        | 139          | 6,210          | 5,789         | 421           |
| 12               | Kerala                         | -            | -            | -            | -             | -            | -            | -              | -             | -             |
| 13               | Madhya Pradesh                 | NA           | NA           | -            | NA            | NA           | -            | NA             | NA            | -             |
| 14               | Maharashtra                    | 1,339        | 830          | 509          | 1,330         | 1,176        | 154          | 5,927          | 5,529         | 398           |
| 15               | Manipur                        | NA           | NA           | -            | NA            | NA           | -            | NA             | NA            | -             |
| 16               | Meghalaya                      | 51           | 48           | 3            | -             | -            | -            | 220            | 211           | 9             |
| 17               | Mizoram                        | -            | -            | -            | -             | -            | -            | -              | -             | -             |
| 18               | Nagaland                       | 100          | 100          | -            | -             | -            | -            | 749            | 807           | -58           |
| 19               | Odisha                         | 175          | 134          | 41           | 126           | 102          | 24           | 1,715          | 1,472         | 243           |
| 20               | Punjab                         | NA           | NA           | -            | NA            | NA           | -            | NA             | NA            | -             |
| 21               | Rajasthan                      | -            | -            | -            | -             | -            | -            | -              | -             | -             |
| 22               | Sikkim                         | -            | -            | -            | -             | -            | -            | -              | -             | -             |
| 23               | Tamil Nadu                     | 1,229        | 847          | 382          | -             | -            | -            | 2,952          | 2,709         | 243           |
| 24               | Telangana                      | 522          | 445          | 77           | 1,118         | 1,081        | 37           | 3,846          | 3,598         | 248           |
| 25               | Tripura                        | 110          | 80           | 30           | -             | -            | -            | 459            | 222           | 237           |
| 26               | Uttar Pradesh                  | 1,314        | 867          | 447          | -             | -            | -            | 9,623          | 8,199         | 1,424         |
| 27               | Uttarakhand                    | 92           | 41           | 51           | -             | -            | -            | 1,035          | 808           | 227           |
| 28               | West Bengal                    | 686          | 535          | 151          | 2,479         | 1,784        | 695          | -              | -             | -             |
| 29               | A & N Islands                  | 20           | 11           | 9            | 1             | 10           | -9           | 115            | 110           | 5             |
| 30               | Chandigarh                     | -            | -            | -            | -             | -            | -            | -              | -             | -             |
| 31               | D & N Haveli and Daman and Diu | -            | -            | -            | -             | -            | -            | -              | -             | -             |
| 32               | Delhi                          | -            | -            | -            | -             | -            | -            | -              | -             | -             |
| 33               | Jammu and Kashmir              | -            | 22           | -22          | -             | 18           | -18          | -              | 44            | -44           |
| 34               | Ladakh                         | 4            | 2            | 2            | 5             | 3            | 2            | 34             | 5             | 29            |
| 35               | Lakshadweep                    | -            | -            | -            | -             | -            | -            | -              | -             | -             |
| 36               | Puducherry                     | -            | -            | -            | -             | -            | -            | -              | -             | -             |
| <b>All India</b> |                                | <b>9,239</b> | <b>6,152</b> | <b>3,087</b> | <b>10,647</b> | <b>9,203</b> | <b>1,444</b> | <b>51,602</b>  | <b>41,029</b> | <b>10,573</b> |

**TABLE 3.1.3 (A) -- CONTINUED...**

| Sl. No.          | STATES/UTs                     | CONSTABLE       |                 |               | OTHERS IF ANY |              |            | TOTAL           |                 |               |
|------------------|--------------------------------|-----------------|-----------------|---------------|---------------|--------------|------------|-----------------|-----------------|---------------|
|                  |                                | S               | A               | V             | S             | A            | V          | S               | A               | V             |
| (1)              | (2)                            | (24)            | (25)            | (26)          | (27)          | (28)         | (29)       | (30)            | (31)            | (32)          |
| 1                | Andhra Pradesh                 | 11,597          | 8,753           | 2,844         | 0             | 0            | 0          | 16,762          | 13,479          | 3,283         |
| 2                | Arunachal Pradesh              | -               | -               | -             | 0             | 0            | 0          | -               | -               | -             |
| 3                | Assam                          | 9,275           | 6,140           | 3,135         | 437           | 393          | 44         | 12,115          | 8,126           | 3,989         |
| 4                | Bihar                          | 40,246          | 37,813          | 2,433         | 0             | 0            | 0          | 51,166          | 41,984          | 9,182         |
| 5                | Chhattisgarh                   | -               | -               | -             | 0             | 0            | 0          | 0               | 0               | 0             |
| 6                | Goa                            | NA              | NA              | -             | NA            | NA           | -          | 0               | 0               | 0             |
| 7                | Gujarat                        | 22,726          | 18,769          | 3,957         | 0             | 0            | 0          | 30,435          | 25,205          | 5,230         |
| 8                | Haryana                        | -               | -               | -             | 0             | 0            | 0          | 0               | 0               | 0             |
| 9                | Himachal Pradesh               | 670             | 670             | -             | 0             | 0            | 0          | 771             | 771             | -             |
| 10               | Jharkhand                      | -               | -               | -             | 0             | 0            | 0          | 0               | 0               | 0             |
| 11               | Karnataka                      | 13,925          | 9,859           | 4,066         | 0             | 0            | 0          | 22,917          | 18,074          | 4,843         |
| 12               | Kerala                         | -               | -               | -             | 0             | 0            | 0          | -               | -               | -             |
| 13               | Madhya Pradesh                 | NA              | NA              | -             | NA            | NA           | -          | -               | -               | -             |
| 14               | Maharashtra                    | 8,944           | 8,135           | 809           | 130           | 0            | 130        | 18274           | 16092           | 2182          |
| 15               | Manipur                        | NA              | NA              | -             | NA            | NA           | -          | -               | -               | -             |
| 16               | Meghalaya                      | 2,242           | 2,013           | 229           | 0             | 0            | 0          | 2516            | 2275            | 241           |
| 17               | Mizoram                        | -               | -               | -             | 0             | 0            | 0          | -               | -               | -             |
| 18               | Nagaland                       | 1,642           | 1,990           | -348          | 0             | 0            | 0          | 2639            | 3039            | -400          |
| 19               | Odisha                         | 8,009           | 7,674           | 335           | 0             | 0            | 0          | 10,065          | 9,412           | 653           |
| 20               | Punjab                         | NA              | NA              | -             | NA            | NA           | -          | -               | -               | -             |
| 21               | Rajasthan                      | -               | -               | -             | 0             | 0            | 0          | 0               | 0               | 0             |
| 22               | Sikkim                         | -               | -               | -             | 0             | 0            | 0          | 0               | 0               | 0             |
| 23               | Tamil Nadu                     | 23,796          | 21,836          | 1,960         | 1041          | 955          | 86         | 29422           | 26723           | 2699          |
| 24               | Telangana                      | 18,160          | 10,976          | 7,184         | 0             | 0            | 0          | 23,956          | 16,395          | 7,561         |
| 25               | Tripura                        | 2,982           | 2,194           | 788           | 1011          | 570          | 441        | 4,627           | 3,087           | 1,540         |
| 26               | Uttar Pradesh                  | 40,266          | 16,315          | 23,951        | 0             | 0            | 0          | 51,495          | 25,607          | 25,888        |
| 27               | Uttarakhand                    | 3,676           | 3,323           | 353           | 1063          | 769          | 294        | 5922            | 4978            | 944           |
| 28               | West Bengal                    | 18,484          | 12,795          | 5,689         | 1308          | 1108         | 200        | 23,118          | 16,325          | 6,793         |
| 29               | A & N Islands                  | 543             | 209             | 334           | 46            | 69           | -23        | 731             | 417             | 314           |
| 30               | Chandigarh                     | -               | -               | -             | 0             | 0            | 0          | -               | -               | -             |
| 31               | D & N Haveli and Daman and Diu | -               | -               | -             | 0             | 0            | 0          | -               | -               | -             |
| 32               | Delhi                          | -               | -               | -             | 0             | 0            | 0          | 0               | 0               | -             |
| 33               | Jammu and Kashmir              | -               | 126             | -126          | 0             | 1224         | -1224      | 0               | 1434            | -1,434        |
| 34               | Ladakh                         | 150             | 11              | 139           | 22            | 11           | 11         | 219             | 36              | 183           |
| 35               | Lakshadweep                    | -               | -               | -             | 0             | 0            | 0          | 0               | 0               | -             |
| 36               | Puducherry                     | -               | -               | -             | 0             | 0            | 0          | 0               | 0               | 0             |
| <b>All India</b> |                                | <b>2,27,333</b> | <b>1,69,601</b> | <b>57,732</b> | <b>5,058</b>  | <b>5,099</b> | <b>-41</b> | <b>3,07,150</b> | <b>2,33,459</b> | <b>73,691</b> |

**TABLE 3.1.3 (B)– SANCTIONED (S) & ACTUAL (A) STRENGTH IN DIFFERENT RANKS IN SPECIAL ARMED POLICE BATTALION IN STATES/UTs  
AS ON 01.01.2021**

| Sl. No. | STATES/UTs                     | NO. OF BATTALIONS | DGP/SPL. DGP |          |          | ADDL.DGP  |           |          | IGP       |           |           | DIG       |           |           |
|---------|--------------------------------|-------------------|--------------|----------|----------|-----------|-----------|----------|-----------|-----------|-----------|-----------|-----------|-----------|
|         |                                |                   | S            | A        | V        | S         | A         | V        | S         | A         | V         | S         | A         | V         |
| (1)     | (2)                            | (3)               | (4)          | (5)      | (6)      | (7)       | (8)       | (9)      | (10)      | (11)      | (12)      | (13)      | (14)      | (15)      |
| 1       | Andhra Pradesh                 | 6                 | 0            | 0        | 0        | 0         | 0         | 0        | 0         | 0         | 0         | 2         | 2         | 0         |
| 2       | Arunachal Pradesh              | 2                 | 0            | 0        | 0        | 0         | 0         | 0        | 0         | 0         | 0         | 0         | 0         | 0         |
| 3       | Assam                          | 19                | 0            | 0        | 0        | 1         | 1         | 0        | 1         | 1         | 0         | 2         | 2         | 0         |
| 4       | Bihar                          | 16                | 1            | 1        | 0        | 0         | 0         | 0        | 1         | 0         | 1         | 2         | 1         | 1         |
| 5       | Chhattisgarh                   | 9                 | 1            | 1        | 0        | 0         | 0         | 0        | 1         | 0         | 1         | 6         | 2         | 4         |
| 6       | Goa                            | 1                 | 0            | 0        | 0        | 0         | 0         | 0        | 0         | 0         | 0         | 0         | 0         | 0         |
| 7       | Gujarat                        | 21                | 0            | 0        | 0        | 1         | 1         | 0        | 2         | 2         | 0         | 1         | 1         | 0         |
| 8       | Haryana                        | 5                 | 0            | 0        | 0        | 0         | 0         | 0        | 1         | 1         | 0         | 0         | 0         | 0         |
| 9       | Himachal Pradesh               | 1                 | 0            | 0        | 0        | 0         | 0         | 0        | 0         | 0         | 0         | 0         | 0         | 0         |
| 10      | Jharkhand                      | 10                | 0            | 0        | 0        | 0         | 0         | 0        | 0         | 0         | 0         | 0         | 0         | 0         |
| 11      | Karnataka                      | 12                | 0            | 0        | 0        | 1         | 1         | 0        | 1         | 1         | 0         | 1         | 0         | 1         |
| 12      | Kerala                         | 11                | 0            | 0        | 0        | 2         | 1         | 1        | 1         | 0         | 1         | 1         | 1         | 0         |
| 13      | Madhya Pradesh                 | 23                | 0            | 0        | 0        | 1         | 1         | 0        | 5         | 4         | 1         | 0         | 0         | 0         |
| 14      | Maharashtra                    | 5                 | 0            | 0        | 0        | 1         | 1         | 0        | 0         | 0         | 0         | 3         | 2         | 1         |
| 15      | Manipur                        | 6                 | 0            | 0        | 0        | 1         | 1         | 0        | 3         | 2         | 1         | 3         | 2         | 1         |
| 16      | Meghalaya                      | 2                 | 0            | 0        | 0        | 0         | 0         | 0        | 0         | 0         | 0         | 0         | 0         | 0         |
| 17      | Mizoram                        | 3                 | 0            | 0        | 0        | 0         | 0         | 0        | 0         | 0         | 0         | 1         | 1         | 0         |
| 18      | Nagaland                       | 8                 | 0            | 0        | 0        | 1         | 1         | 0        | 1         | 1         | 0         | 2         | 2         | 0         |
| 19      | Odisha                         | 22                | 0            | 0        | 0        | 0         | 0         | 0        | 0         | 0         | 0         | 0         | 0         | 0         |
| 20      | Punjab                         | 8                 | 1            | 1        | 0        | 0         | 0         | 0        | 1         | 1         | 0         | 2         | 1         | 1         |
| 21      | Rajasthan                      | 12                | 0            | 0        | 0        | 1         | 1         | 0        | 1         | 1         | 0         | 2         | 1         | 1         |
| 22      | Sikkim                         | 1                 | 0            | 0        | 0        | 0         | 0         | 0        | 0         | 0         | 0         | 0         | 0         | 0         |
| 23      | Tamil Nadu                     | 15                | 0            | 0        | 0        | 1         | 1         | 0        | 2         | 1         | 1         | 1         | 0         | 1         |
| 24      | Telangana                      | 7                 | 0            | 0        | 0        | 1         | 1         | 0        | 0         | 0         | 0         | 0         | 0         | 0         |
| 25      | Tripura                        | 4                 | 0            | 0        | 0        | 1         | 0         | 1        | 1         | 1         | 0         | 4         | 1         | 3         |
| 26      | Uttar Pradesh                  | 33                | 0            | 0        | 0        | 1         | 1         | 0        | 5         | 3         | 2         | 8         | 4         | 4         |
| 27      | Uttarakhand                    | 3                 | 0            | 0        | 0        | 0         | 1         | -1       | 1         | 0         | 1         | 0         | 0         | 0         |
| 28      | West Bengal                    | 41                | 0            | 0        | 0        | 1         | 1         | 0        | 4         | 4         | 0         | 5         | 3         | 2         |
| 29      | A & N Islands                  | 0                 | 0            | 0        | 0        | 0         | 0         | 0        | 0         | 0         | 0         | 0         | 0         | 0         |
| 30      | Chandigarh                     | 1                 | 0            | 0        | 0        | 0         | 0         | 0        | 0         | 0         | 0         | 0         | 0         | 0         |
| 31      | D & N Haveli and Daman and Diu | 0                 | 0            | 0        | 0        | 0         | 0         | 0        | 0         | 0         | 0         | 0         | 0         | 0         |
| 32      | Delhi                          | 12                | 0            | 0        | 0        | 0         | 1         | -1       | 0         | 0         | 0         | 0         | 2         | -2        |
| 33      | Jammu and Kashmir              | 15                | 0            | 0        | 0        | 1         | 1         | 0        | 2         | 1         | 1         | 2         | 0         | 2         |
| 34      | Ladakh                         | 0                 | 0            | 0        | 0        | 0         | 0         | 0        | 0         | 0         | 0         | 0         | 0         | 0         |
| 35      | Lakshadweep                    | 0                 | 0            | 0        | 0        | 0         | 0         | 0        | 0         | 0         | 0         | 0         | 0         | 0         |
| 36      | Puducherry                     | 0                 | 0            | 0        | 0        | 0         | 0         | 0        | 0         | 0         | 0         | 0         | 0         | 0         |
|         | <b>All India</b>               | <b>334</b>        | <b>3</b>     | <b>3</b> | <b>-</b> | <b>16</b> | <b>16</b> | <b>-</b> | <b>34</b> | <b>24</b> | <b>10</b> | <b>48</b> | <b>28</b> | <b>20</b> |

TABLE 3.1.3 (B)- CONTINUED...

| Sl. No. | STATES/UTs                     | AIGP/SSP/SP/COMMANDANT |            |           | ADDL. SP/DY. COMMANDANT |            |            | ASP/DY.SP/ASSTT. COMMANDANT |              |            | INSPECTOR / RI |              |              |
|---------|--------------------------------|------------------------|------------|-----------|-------------------------|------------|------------|-----------------------------|--------------|------------|----------------|--------------|--------------|
|         |                                | S                      | A          | V         | S                       | A          | V          | S                           | A            | V          | S              | A            | V            |
| (1)     | (2)                            | (16)                   | (17)       | (18)      | (19)                    | (20)       | (21)       | (22)                        | (23)         | (24)       | (25)           | (26)         | (27)         |
| 1       | Andhra Pradesh                 | 7                      | 7          | 0         | 17                      | 16         | 1          | 52                          | 51           | 1          | 192            | 161          | 31           |
| 2       | Arunachal Pradesh              | 2                      | 2          | 0         | 0                       | 0          | 0          | 12                          | 8            | 4          | 14             | 14           | -            |
| 3       | Assam                          | 26                     | 24         | 2         | 16                      | 15         | 1          | 127                         | 61           | 66         | 258            | 220          | 38           |
| 4       | Bihar                          | 20                     | 15         | 5         | 27                      | 1          | 26         | 70                          | 29           | 41         | 204            | 95           | 109          |
| 5       | Chhattisgarh                   | 19                     | 11         | 8         | 18                      | 11         | 7          | 90                          | 40           | 50         | 206            | 175          | 31           |
| 6       | Goa                            | 0                      | 0          | 0         | 0                       | 0          | 0          | 3                           | 2            | 1          | 5              | 1            | 4            |
| 7       | Gujarat                        | 21                     | 13         | 8         | 0                       | 0          | 0          | 95                          | 88           | 7          | 258            | 182          | 76           |
| 8       | Haryana                        | 5                      | 5          | 0         | 1                       | 1          | 0          | 26                          | 16           | 10         | 69             | 53           | 16           |
| 9       | Himachal Pradesh               | 1                      | 1          | 0         | 0                       | 0          | 0          | 2                           | 3            | -1         | 9              | 8            | 1            |
| 10      | Jharkhand                      | 10                     | 7          | 3         | 9                       | 0          | 9          | 67                          | 31           | 36         | 126            | 63           | 63           |
| 11      | Karnataka                      | 16                     | 14         | 2         | 2                       | 1          | 1          | 45                          | 36           | 9          | 116            | 59           | 57           |
| 12      | Kerala                         | 13                     | 8          | 5         | 11                      | 11         | 0          | 39                          | 39           | 0          | 63             | 63           | -            |
| 13      | Madhya Pradesh                 | 23                     | 18         | 5         | 36                      | 25         | 11         | 120                         | 68           | 52         | 346            | 180          | 166          |
| 14      | Maharashtra                    | 21                     | 17         | 4         | 94                      | 26         | 68         | 119                         | 16           | 103        | 199            | 149          | 50           |
| 15      | Manipur                        | 13                     | 12         | 1         | 33                      | 18         | 15         | 55                          | 25           | 30         | 104            | 87           | 17           |
| 16      | Meghalaya                      | 3                      | 3          | 0         | 4                       | 3          | 1          | 26                          | 16           | 10         | 62             | 44           | 18           |
| 17      | Mizoram                        | 6                      | 6          | 0         | 3                       | 3          | 0          | 18                          | 10           | 8          | 33             | 32           | 1            |
| 18      | Nagaland                       | 8                      | 8          | 0         | 27                      | 27         | 0          | 46                          | 36           | 10         | 56             | 52           | 4            |
| 19      | Odisha                         | 39                     | 32         | 7         | 59                      | 52         | 7          | 205                         | 96           | 109        | 248            | 163          | 85           |
| 20      | Punjab                         | 11                     | 11         | 0         | 0                       | 0          | 0          | 80                          | 73           | 7          | 119            | 98           | 21           |
| 21      | Rajasthan                      | 4                      | 6          | -2        | 20                      | 12         | 8          | 50                          | 20           | 30         | 122            | 86           | 36           |
| 22      | Sikkim                         | 1                      | 1          | 0         | 1                       | 2          | -1         | 5                           | 0            | 5          | 11             | 5            | 6            |
| 23      | Tamil Nadu                     | 10                     | 10         | 0         | 16                      | 16         | 0          | 52                          | 31           | 21         | 151            | 151          | -            |
| 24      | Telangana                      | 7                      | 5          | 2         | 11                      | 9          | 2          | 28                          | 28           | 0          | 79             | 79           | -            |
| 25      | Tripura                        | 6                      | 6          | 0         | 3                       | 2          | 1          | 28                          | 16           | 12         | 49             | 34           | 15           |
| 26      | Uttar Pradesh                  | 33                     | 33         | 0         | 39                      | 29         | 10         | 107                         | 36           | 71         | 429            | 296          | 133          |
| 27      | Uttarakhand                    | 3                      | 3          | 0         | 3                       | 1          | 2          | 9                           | 4            | 5          | 29             | 11           | 18           |
| 28      | West Bengal                    | 38                     | 23         | 15        | 15                      | 7          | 8          | 182                         | 114          | 68         | 347            | 184          | 163          |
| 29      | A & N Islands                  | 0                      | 0          | 0         | 0                       | 0          | 0          | 0                           | 0            | 0          | -              | -            | -            |
| 30      | Chandigarh                     | 0                      | 0          | 0         | 0                       | 0          | 0          | 1                           | 1            | 0          | 8              | 8            | -            |
| 31      | D & N Haveli and Daman and Diu | 0                      | 0          | 0         | 0                       | 0          | 0          | 0                           | 0            | 0          | -              | -            | -            |
| 32      | Delhi                          | 2                      | 4          | -2        | 16                      | 2          | 14         | 44                          | 42           | 2          | 67             | 60           | 7            |
| 33      | Jammu and Kashmir              | 39                     | 28         | 11        | 0                       | 0          | 0          | 118                         | 49           | 69         | 171            | 121          | 50           |
| 34      | Ladakh                         | 0                      | 0          | 0         | 0                       | 0          | 0          | 0                           | 0            | 0          | -              | -            | -            |
| 35      | Lakshadweep                    | 0                      | 0          | 0         | 0                       | 0          | 0          | 0                           | 0            | 0          | -              | -            | -            |
| 36      | Puducherry                     | 1                      | 1          | 0         | 0                       | 0          | 0          | 0                           | 0            | 0          | 6              | 5            | 1            |
|         | <b>All India</b>               | <b>408</b>             | <b>334</b> | <b>74</b> | <b>481</b>              | <b>290</b> | <b>191</b> | <b>1,921</b>                | <b>1,085</b> | <b>836</b> | <b>4,156</b>   | <b>2,939</b> | <b>1,217</b> |

TABLE 3.1.3 (B)- CONTINUED...

| Sl. No. | STATES/UTs                     | S.I./RSI      |              |              | A.S.I./ARSI   |               |              | HEAD CONSTABLE |               |              |
|---------|--------------------------------|---------------|--------------|--------------|---------------|---------------|--------------|----------------|---------------|--------------|
|         |                                | S             | A            | V            | S             | A             | V            | S              | A             | V            |
| (1)     | (2)                            | (28)          | (29)         | (30)         | (31)          | (32)          | (33)         | (34)           | (35)          | (36)         |
| 1       | Andhra Pradesh                 | 464           | 446          | 18           | 377           | 354           | 23           | 2,349          | 1,790         | 559          |
| 2       | Arunachal Pradesh              | 42            | 37           | 5            | 7             | 6             | 1            | 319            | 301           | 18           |
| 3       | Assam                          | 835           | 829          | 6            | 54            | 50            | 4            | 5,289          | 3,854         | 1,435        |
| 4       | Bihar                          | 1,020         | 689          | 331          | 313           | 77            | 236          | 3,677          | 2,548         | 1,129        |
| 5       | Chhattisgarh                   | 527           | 345          | 182          | 896           | 661           | 235          | 2,610          | 2,464         | 146          |
| 6       | Goa                            | 15            | 9            | 6            | 10            | 10            | -            | 85             | 74            | 11           |
| 7       | Gujarat                        | 661           | 361          | 300          | 2,213         | 985           | 1,228        | 2,260          | 1,917         | 343          |
| 8       | Haryana                        | 148           | 127          | 21           | 212           | 149           | 63           | 682            | 485           | 197          |
| 9       | Himachal Pradesh               | 26            | 22           | 4            | 20            | 16            | 4            | 161            | 58            | 103          |
| 10      | Jharkhand                      | 694           | 651          | 43           | 42            | 36            | 6            | 2,409          | 2,371         | 38           |
| 11      | Karnataka                      | 301           | 223          | 78           | 1,102         | 1,043         | 59           | 3,360          | 3,151         | 209          |
| 12      | Kerala                         | 184           | 184          | -            | 80            | 82            | -2           | 1,455          | 1,443         | 12           |
| 13      | Madhya Pradesh                 | 969           | 582          | 387          | 1,415         | 1,244         | 171          | 4,461          | 3,916         | 545          |
| 14      | Maharashtra                    | 461           | 349          | 112          | 1,692         | 1,263         | 429          | 4,431          | 3,069         | 1,362        |
| 15      | Manipur                        | 201           | 101          | 100          | -             | -             | -            | 1,393          | 1,300         | 93           |
| 16      | Meghalaya                      | 174           | 163          | 11           | -             | -             | -            | 503            | 364           | 139          |
| 17      | Mizoram                        | 90            | 85           | 5            | 18            | 5             | 13           | 360            | 348           | 12           |
| 18      | Nagaland                       | 333           | 306          | 27           | -             | -             | -            | 2,934          | 3,079         | -145         |
| 19      | Odisha                         | 743           | 539          | 204          | 426           | 421           | 5            | 3,876          | 3,564         | 312          |
| 20      | Punjab                         | 267           | 264          | 3            | 453           | 453           | -            | 1,339          | 1,278         | 61           |
| 21      | Rajasthan                      | 367           | 188          | 179          | -             | -             | -            | 2,389          | 1,941         | 448          |
| 22      | Sikkim                         | 19            | 32           | -13          | 71            | 64            | 7            | 177            | 608           | -431         |
| 23      | Tamil Nadu                     | 477           | 398          | 79           | -             | -             | -            | 1,580          | 828           | 752          |
| 24      | Telangana                      | 212           | 210          | 2            | 438           | 429           | 9            | 1,592          | 861           | 731          |
| 25      | Tripura                        | 106           | 86           | 20           | -             | -             | -            | 530            | 483           | 47           |
| 26      | Uttar Pradesh                  | 1,632         | 969          | 663          | 378           | 285           | 93           | 8,156          | 7,777         | 379          |
| 27      | Uttarakhand                    | 84            | 101          | -17          | -             | -             | -            | 584            | 392           | 192          |
| 28      | West Bengal                    | 1,261         | 741          | 520          | 5,912         | 2,264         | 3,648        | -              | -             | -            |
| 29      | A & N Islands                  | -             | -            | -            | -             | -             | -            | -              | -             | -            |
| 30      | Chandigarh                     | 28            | 28           | -            | -             | -             | -            | 179            | 179           | -            |
| 31      | D & N Haveli and Daman and Diu | -             | -            | -            | -             | -             | -            | -              | -             | -            |
| 32      | Delhi                          | 403           | 292          | 111          | 261           | 233           | 28           | 1,853          | 1,501         | 352          |
| 33      | Jammu and Kashmir              | 883           | 310          | 573          | 812           | 551           | 261          | 3,099          | 2,360         | 739          |
| 34      | Ladakh                         | -             | -            | -            | -             | -             | -            | -              | -             | -            |
| 35      | Lakshadweep                    | -             | -            | -            | -             | -             | -            | -              | -             | -            |
| 36      | Puducherry                     | 18            | 17           | 1            | 3             | 2             | 1            | 100            | 97            | 3            |
|         | <b>All India</b>               | <b>13,645</b> | <b>9,684</b> | <b>3,961</b> | <b>17,205</b> | <b>10,683</b> | <b>6,522</b> | <b>64,192</b>  | <b>54,401</b> | <b>9,791</b> |

**TABLE 3.1.3 (B)- CONTINUED...**

| Sl. No. | STATES/UTs                     | CONSTABLE       |                 |               | OTHERS IF ANY |               |              | TOTAL           |                 |               |
|---------|--------------------------------|-----------------|-----------------|---------------|---------------|---------------|--------------|-----------------|-----------------|---------------|
|         |                                | S               | A               | V             | S             | A             | V            | S               | A               | V             |
| (1)     | (2)                            | (37)            | (38)            | (39)          | (40)          | (41)          | (42)         | (43)            | (44)            | (45)          |
| 1       | Andhra Pradesh                 | 7,253           | 4,532           | 2,721         | 0             | 0             | 0            | 10,713          | 7,359           | 3,354         |
| 2       | Arunachal Pradesh              | 1,282           | 1,170           | 112           | 190           | 169           | 21           | 1,868           | 1,707           | 161           |
| 3       | Assam                          | 25,509          | 20,859          | 4,650         | 2874          | 2296          | 578          | 34,992          | 28,212          | 6,780         |
| 4       | Bihar                          | 15,655          | 10,530          | 5,125         | 434           | 316           | 118          | 21,424          | 14,302          | 7,122         |
| 5       | Chhattisgarh                   | 9,796           | 9,021           | 775           | 67            | 10            | 57           | 14,237          | 12,741          | 1,496         |
| 6       | Goa                            | 450             | 81              | 369           | 0             | 0             | 0            | 568             | 177             | 391           |
| 7       | Gujarat                        | 19,673          | 15,376          | 4,297         | 0             | 0             | 0            | 25,185          | 18,926          | 6,259         |
| 8       | Haryana                        | 4,563           | 2,694           | 1,869         | 0             | 0             | 0            | 5,707           | 3,531           | 2,176         |
| 9       | Himachal Pradesh               | 554             | 517             | 37            | 0             | 0             | 0            | 773             | 625             | 148           |
| 10      | Jharkhand                      | 8,822           | 7,817           | 1,005         | 375           | 271           | 104          | 12,554          | 11,247          | 1,307         |
| 11      | Karnataka                      | 6,826           | 3,140           | 3,686         | 1425          | 789           | 636          | 13,196          | 8,458           | 4,738         |
| 12      | Kerala                         | 8,819           | 7,850           | 969           | 0             | 0             | 0            | 10,668          | 9,682           | 986           |
| 13      | Madhya Pradesh                 | 16,643          | 15,331          | 1,312         | 0             | 0             | 0            | 24,019          | 21,369          | 2,650         |
| 14      | Maharashtra                    | 14,663          | 11,302          | 3,361         | 0             | 0             | 0            | 21,684          | 16,194          | 5,490         |
| 15      | Manipur                        | 4,966           | 4,688           | 278           | 0             | 0             | 0            | 6,772           | 6,236           | 536           |
| 16      | Meghalaya                      | 2,985           | 2,488           | 497           | 236           | 206           | 30           | 3,993           | 3,287           | 706           |
| 17      | Mizoram                        | 1,635           | 1,108           | 527           | 360           | 347           | 13           | 2,524           | 1,945           | 579           |
| 18      | Nagaland                       | 9,241           | 9,329           | -88           | 0             | 0             | 0            | 12,649          | 12,841          | -192          |
| 19      | Odisha                         | 18,863          | 17,169          | 1,694         | 0             | 0             | 0            | 24,459          | 22,036          | 2,423         |
| 20      | Punjab                         | 5,152           | 4,466           | 686           | 127           | 112           | 15           | 7,552           | 6,758           | 794           |
| 21      | Rajasthan                      | 9,762           | 8,562           | 1,200         | 0             | 0             | 0            | 12,718          | 10,818          | 1,900         |
| 22      | Sikkim                         | 612             | 126             | 486           | 133           | 59            | 74           | 1,030           | 897             | 133           |
| 23      | Tamil Nadu                     | 13,140          | 13,142          | -2            | 458           | 420           | 38           | 15,888          | 14,998          | 890           |
| 24      | Telangana                      | 5,225           | 2,452           | 2,773         | 0             | 0             | 0            | 7,593           | 4,074           | 3,519         |
| 25      | Tripura                        | 2,265           | 2,232           | 33            | 899           | 769           | 130          | 3,892           | 3,630           | 262           |
| 26      | Uttar Pradesh                  | 29,296          | 29,012          | 284           | 4065          | 2890          | 1175         | 44,149          | 41,335          | 2,814         |
| 27      | Uttarakhand                    | 2,569           | 2,527           | 42            | 382           | 267           | 115          | 3,664           | 3,307           | 357           |
| 28      | West Bengal                    | 26,106          | 18,365          | 7,741         | 369           | 190           | 179          | 34,240          | 21,896          | 12,344        |
| 29      | A & N Islands                  | -               | -               | -             | 0             | 0             | 0            | -               | -               | -             |
| 30      | Chandigarh                     | 936             | 936             | -             | 0             | 0             | 0            | 1,152           | 1,152           | -             |
| 31      | D & N Haveli and Daman and Diu | -               | -               | -             | 0             | 0             | 0            | -               | -               | -             |
| 32      | Delhi                          | 6,532           | 6,108           | 424           | 588           | 173           | 415          | 9766            | 8418            | 1,348         |
| 33      | Jammu and Kashmir              | 8,873           | 6,623           | 2,250         | 1174          | 853           | 321          | 15174           | 10897           | 4,277         |
| 34      | Ladakh                         | -               | -               | -             | 0             | 0             | 0            | 0               | 0               | -             |
| 35      | Lakshadweep                    | -               | -               | -             | 0             | 0             | 0            | 0               | 0               | -             |
| 36      | Puducherry                     | 637             | 357             | 280           | 56            | 21            | 35           | 821             | 500             | 321           |
|         | <b>All India</b>               | <b>2,89,303</b> | <b>2,39,910</b> | <b>49,393</b> | <b>14,212</b> | <b>10,158</b> | <b>4,054</b> | <b>4,05,624</b> | <b>3,29,555</b> | <b>76,069</b> |

TABLE 3.1.3 (C)-- SANCTIONED (S) & ACTUAL (A) STRENGTH OF DIFFERENT RANKS IN IRB POLICE IN STATES/UTs

AS ON 01.01.2021

| SL. No.          | STATES/UTs                     | NO. OF BATTALIONS | DGP/SPL. DGP |          |          | ADDL.DGP |          |          | IGP      |          |          | DIG      |          |          |
|------------------|--------------------------------|-------------------|--------------|----------|----------|----------|----------|----------|----------|----------|----------|----------|----------|----------|
|                  |                                |                   | S            | A        | V        | S        | A        | V        | S        | A        | V        | S        | A        | V        |
| (1)              | (2)                            | (3)               | (4)          | (5)      | (6)      | (7)      | (8)      | (9)      | (10)     | (11)     | (12)     | (13)     | (14)     | (15)     |
| 1                | Andhra Pradesh                 | 2                 | 0            | 0        | 0        | 0        | 0        | 0        | 0        | 0        | 0        | 0        | 0        | 0        |
| 2                | Arunachal Pradesh              | 5                 | 0            | 0        | 0        | 0        | 0        | 0        | 0        | 0        | 0        | 0        | 0        | 0        |
| 3                | Assam                          | 9                 | 0            | 0        | 0        | 0        | 0        | 0        | 0        | 0        | 0        | 0        | 0        | 0        |
| 4                | Bihar                          | 3                 | 0            | 0        | 0        | 0        | 0        | 0        | 0        | 0        | 0        | 0        | 0        | 0        |
| 5                | Chhattisgarh                   | 13                | 0            | 0        | 0        | 0        | 0        | 0        | 0        | 0        | 0        | 0        | 0        | 0        |
| 6                | Goa                            | 3                 | 0            | 0        | 0        | 0        | 0        | 0        | 0        | 0        | 0        | 0        | 0        | 0        |
| 7                | Gujarat@                       |                   | NA           | 0        | -        | NA       | 0        | -        | NA       | 0        | -        | NA       | 0        | -        |
| 8                | Haryana                        | 4                 | 0            | 0        | 0        | 1        | 1        | 0        | 1        | 1        | 0        | 0        | 0        | 0        |
| 9                | Himachal Pradesh               | 6                 | 0            | 0        | 0        | 1        | 1        | 0        | 1        | 1        | 0        | 0        | 0        | 0        |
| 10               | Jharkhand                      | 10                | 0            | 0        | 0        | 0        | 0        | 0        | 0        | 0        | 0        | 0        | 0        | 0        |
| 11               | Karnataka                      | 2                 | 0            | 0        | 0        | 0        | 0        | 0        | 0        | 0        | 0        | 0        | 0        | 0        |
| 12               | Kerala                         | 1                 | 0            | 0        | 0        | 0        | 0        | 0        | 0        | 0        | 0        | 0        | 0        | 0        |
| 13               | Madhya Pradesh                 | 2                 | 0            | 0        | 0        | 0        | 0        | 0        | 0        | 0        | 0        | 0        | 0        | 0        |
| 14               | Maharashtra                    | 3                 | 0            | 0        | 0        | 0        | 0        | 0        | 0        | 0        | 0        | 0        | 0        | 0        |
| 15               | Manipur #                      | 11                | 0            | 0        | 0        | -        | -        | -        | -        | -        | -        | -        | -        | -        |
| 16               | Meghalaya                      | 4                 | 0            | 0        | 0        | 0        | 0        | 0        | 0        | 0        | 0        | 0        | 0        | 0        |
| 17               | Mizoram                        | 5                 | 0            | 0        | 0        | 0        | 0        | 0        | 0        | 0        | 0        | 0        | 0        | 0        |
| 18               | Nagaland                       | 7                 | 0            | 0        | 0        | 1        | 1        | 0        | 1        | 1        | 0        | 2        | 2        | 0        |
| 19               | Odisha                         | 9                 | 0            | 0        | 0        | 0        | 0        | 0        | 0        | 0        | 0        | 0        | 0        | 0        |
| 20               | Punjab                         | 7                 | 0            | 0        | 0        | 0        | 0        | 0        | 1        | 0        | 1        | 1        | 0        | 1        |
| 21               | Rajasthan                      | 6                 | 0            | 0        | 0        | 0        | 0        | 0        | 0        | 0        | 0        | 0        | 0        | 0        |
| 22               | Sikkim                         | 3                 | 0            | 0        | 0        | 0        | 0        | 0        | 0        | 0        | 0        | 0        | 0        | 0        |
| 23               | Tamil Nadu                     | 0                 | 0            | 0        | 0        | 0        | 0        | 0        | 0        | 0        | 0        | 0        | 0        | 0        |
| 24               | Telangana                      | 6                 | 0            | 0        | 0        | 0        | 0        | 0        | 0        | 0        | 0        | 0        | 0        | 0        |
| 25               | Tripura                        | 9                 | 0            | 0        | 0        | 0        | 0        | 0        | 0        | 0        | 0        | 0        | 0        | 0        |
| 26               | Uttar Pradesh                  | 1                 | 0            | 0        | 0        | 0        | 0        | 0        | 0        | 0        | 0        | 0        | 0        | 0        |
| 27               | Uttarakhand                    | 2                 | 0            | 0        | 0        | 0        | 0        | 0        | 0        | 0        | 0        | 0        | 0        | 0        |
| 28               | West Bengal                    | 3                 | 0            | 0        | 0        | 0        | 0        | 0        | 0        | 0        | 0        | 0        | 0        | 0        |
| 29               | A & N Islands                  | 1                 | 0            | 0        | 0        | 0        | 0        | 0        | 0        | 0        | 0        | 0        | 0        | 0        |
| 30               | Chandigarh                     | 1                 | 0            | 0        | 0        | 0        | 0        | 0        | 0        | 0        | 0        | 0        | 0        | 0        |
| 31               | D & N Haveli and Daman and Diu | 4                 | 0            | 0        | 0        | 0        | 0        | 0        | 0        | 0        | 0        | 0        | 0        | 0        |
| 32               | Delhi                          | 0                 | 0            | 0        | 0        | 0        | 0        | 0        | 0        | 0        | 0        | 0        | 0        | 0        |
| 33               | Jammu and Kashmir              | 24                | 0            | 0        | 0        | 0        | 0        | 0        | 0        | 0        | 0        | 2        | 0        | 2        |
| 34               | Ladakh                         | 1                 | 0            | 0        | 0        | 0        | 0        | 0        | 0        | 0        | 0        | 0        | 0        | 0        |
| 35               | Lakshadweep                    | 0                 | 0            | 0        | 0        | 0        | 0        | 0        | 0        | 0        | 0        | 0        | 0        | 0        |
| 36               | Puducherry                     | 1                 | 0            | 0        | 0        | 0        | 0        | 0        | 0        | 0        | 0        | 0        | 0        | 0        |
| <b>All India</b> |                                | <b>168</b>        | <b>-</b>     | <b>-</b> | <b>-</b> | <b>3</b> | <b>3</b> | <b>-</b> | <b>4</b> | <b>3</b> | <b>1</b> | <b>5</b> | <b>2</b> | <b>3</b> |

@IRB sanctioned posts have been shown as on 01/01/2020. The sanctioned posts have been cancelled by Government of Gujarat.

#IGP(AP-I) & IGP(AP-II) post are for both State Armed Police Battalions and IR Battalions as shown in table 3.1.3(B)

DIGP(AP-I) & DIGP(AP-II) post are for both State Armed Police Battalions and IR Battalions as shown in table 3.1.3(B)

TABLE 3.1.3 (C)- CONTINUED...

| Sl. No.          | STATES/UTs                     | NO. OF BATTALIONS | AIGP/SSP/SP/ COMMANDANT |            |           | ADDL. SP/DY. COMMANDANT |            |            | ASP/DY.SP/ASSTT. COMMANDANT |            |            |
|------------------|--------------------------------|-------------------|-------------------------|------------|-----------|-------------------------|------------|------------|-----------------------------|------------|------------|
|                  |                                |                   | S                       | A          | V         | S                       | A          | V          | S                           | A          | V          |
| (1)              | (2)                            | (3)               | (16)                    | (17)       | (18)      | (19)                    | (20)       | (21)       | (22)                        | (23)       | (24)       |
| 1                | Andhra Pradesh                 | 2                 | 2                       | 1          | 1         | 2                       | 2          | 0          | 10                          | 10         | 0          |
| 2                | Arunachal Pradesh              | 5                 | 5                       | 5          | 0         | 9                       | 7          | 2          | 33                          | 14         | 19         |
| 3                | Assam                          | 9                 | 9                       | 9          | 0         | 2                       | 2          | 0          | 73                          | 36         | 37         |
| 4                | Bihar                          | 3                 | 3                       | 2          | 1         | 9                       | 0          | 9          | 21                          | 9          | 12         |
| 5                | Chhattisgarh                   | 13                | 13                      | 14         | -1        | 37                      | 9          | 28         | 94                          | 38         | 56         |
| 6                | Goa                            | 3                 | 3                       | 0          | 3         | 9                       | 0          | 9          | 21                          | 0          | 21         |
| 7                | Gujarat@                       |                   | NA                      | 0          | -         | NA                      | 0          | -          | NA                          | 0          | -          |
| 8                | Haryana                        | 4                 | 4                       | 4          | 0         | 12                      | 2          | 10         | 28                          | 14         | 14         |
| 9                | Himachal Pradesh               | 6                 | 6                       | 6          | 0         | 18                      | 7          | 11         | 38                          | 31         | 7          |
| 10               | Jharkhand                      | 10                | 10                      | 2          | 8         | 32                      | 0          | 32         | 71                          | 20         | 51         |
| 11               | Karnataka                      | 2                 | 2                       | 2          | 0         | 6                       | 2          | 4          | 14                          | 7          | 7          |
| 12               | Kerala                         | 1                 | 1                       | 1          | 0         | 3                       | 2          | 1          | 7                           | 4          | 3          |
| 13               | Madhya Pradesh                 | 2                 | 2                       | 0          | 2         | 6                       | 0          | 6          | 15                          | 0          | 15         |
| 14               | Maharashtra                    | 3                 | 3                       | 2          | 1         | 0                       | 0          | 0          | 30                          | 5          | 25         |
| 15               | Manipur #                      | 11                | 11                      | 10         | 1         | 33                      | 22         | 11         | 77                          | 37         | 40         |
| 16               | Meghalaya                      | 4                 | 4                       | 4          | 0         | 12                      | 8          | 4          | 28                          | 20         | 8          |
| 17               | Mizoram                        | 5                 | 10                      | 7          | 3         | 10                      | 10         | 0          | 33                          | 22         | 11         |
| 18               | Nagaland                       | 7                 | 7                       | 7          | 0         | 21                      | 21         | 0          | 49                          | 28         | 21         |
| 19               | Odisha                         | 9                 | 14                      | 10         | 4         | 21                      | 18         | 3          | 66                          | 20         | 46         |
| 20               | Punjab                         | 7                 | 7                       | 7          | 0         | 17                      | 8          | 9          | 48                          | 29         | 19         |
| 21               | Rajasthan                      | 6                 | 2                       | 3          | -1        | 18                      | 10         | 8          | 37                          | 10         | 27         |
| 22               | Sikkim                         | 3                 | 3                       | 4          | -1        | 9                       | 8          | 1          | 21                          | 0          | 21         |
| 23               | Tamil Nadu                     | 0                 | 0                       | 0          | 0         | 0                       | 0          | 0          | 0                           | 0          | 0          |
| 24               | Telangana                      | 6                 | 6                       | 5          | 1         | 8                       | 5          | 3          | 24                          | 24         | 0          |
| 25               | Tripura                        | 9                 | 11                      | 7          | 4         | 15                      | 7          | 8          | 86                          | 30         | 56         |
| 26               | Uttar Pradesh                  | 1                 | 1                       | 1          | 0         | 3                       | 2          | 1          | 7                           | 3          | 4          |
| 27               | Uttarakhand                    | 2                 | 2                       | 2          | 0         | 6                       | 2          | 4          | 14                          | 4          | 10         |
| 28               | West Bengal                    | 3                 | 3                       | 1          | 2         | 0                       | 0          | 0          | 28                          | 12         | 16         |
| 29               | A & N Islands                  | 1                 | 1                       | 1          | 0         | 3                       | 0          | 3          | 7                           | 4          | 3          |
| 30               | Chandigarh                     | 1                 | 1                       | 1          | 0         | 3                       | 0          | 3          | 7                           | 2          | 5          |
| 31               | D & N Haveli and Daman and Diu | 4                 | 0                       | 0          | 0         | 1                       | 0          | 1          | 4                           | 3          | 1          |
| 32               | Delhi                          | 0                 | 0                       | 0          | 0         | 0                       | 0          | 0          | 0                           | 0          | 0          |
| 33               | Jammu and Kashmir              | 24                | 96                      | 77         | 19        | 0                       | 0          | 0          | 168                         | 69         | 99         |
| 34               | Ladakh                         | 1                 | 1                       | 1          | 0         | 3                       | 1          | 2          | 7                           | 3          | 4          |
| 35               | Lakshadweep                    | 0                 | 0                       | 0          | 0         | 0                       | 0          | 0          | 0                           | 0          | 0          |
| 36               | Puducherry                     | 1                 | 1                       | 1          | 0         | 3                       | 2          | 1          | 7                           | 4          | 3          |
| <b>All India</b> |                                | <b>168</b>        | <b>244</b>              | <b>197</b> | <b>47</b> | <b>331</b>              | <b>157</b> | <b>174</b> | <b>1,173</b>                | <b>512</b> | <b>661</b> |

@IRB sanctioned posts have been shown as on 01//01/2020. The sanctioned posts have been cancelled by Government of Gujarat.

#IGP(AP-I) & IGP(AP-II) post are for both State Armed Police Battalions and IR Battalions as shown in table 3.1.3(B)

DIGP(AP-I) & DIGP(AP-II) post are for both State Armed Police Battalions and IR Battalions as shown in table 3.1.3(B)



TABLE 3.1.3 (C)– CONTINUED...

| Sl. No.          | STATES/UTs                     | NO. OF BATTALIONS | INSPECTOR / RI |              |            | S.I./RSI     |              |              |
|------------------|--------------------------------|-------------------|----------------|--------------|------------|--------------|--------------|--------------|
|                  |                                |                   | S              | A            | V          | S            | A            | V            |
| (1)              | (2)                            | (3)               | (25)           | (26)         | (27)       | (28)         | (29)         | (30)         |
| 1                | Andhra Pradesh                 | 2                 | 21             | 20           | 1          | 63           | 63           | -            |
| 2                | Arunachal Pradesh              | 5                 | 40             | 32           | 8          | 125          | 118          | 7            |
| 3                | Assam                          | 9                 | 65             | 51           | 14         | 213          | 212          | 1            |
| 4                | Bihar                          | 3                 | 32             | 14           | 18         | 105          | 61           | 44           |
| 5                | Chhattisgarh                   | 13                | 120            | 121          | -1         | 409          | 292          | 117          |
| 6                | Goa                            | 3                 | 21             | 21           | -          | 69           | 42           | 27           |
| 7                | Gujarat@                       |                   | NA             | -            | -          | NA           | -            | -            |
| 8                | Haryana                        | 4                 | 32             | 22           | 10         | 100          | 100          | -            |
| 9                | Himachal Pradesh               | 6                 | 56             | 52           | 4          | 171          | 159          | 12           |
| 10               | Jharkhand                      | 10                | 92             | 24           | 68         | 284          | 215          | 69           |
| 11               | Karnataka                      | 2                 | 15             | 8            | 7          | 48           | 13           | 35           |
| 12               | Kerala                         | 1                 | 7              | 6            | 1          | 23           | 21           | 2            |
| 13               | Madhya Pradesh                 | 2                 | 17             | 11           | 6          | 70           | 35           | 35           |
| 14               | Maharashtra                    | 3                 | 21             | 20           | 1          | 69           | 62           | 7            |
| 15               | Manipur #                      | 11                | 88             | 65           | 23         | 282          | 119          | 163          |
| 16               | Meghalaya                      | 4                 | 28             | 22           | 6          | 92           | 90           | 2            |
| 17               | Mizoram                        | 5                 | 51             | 47           | 4          | 150          | 132          | 18           |
| 18               | Nagaland                       | 7                 | 49             | 48           | 1          | 147          | 129          | 18           |
| 19               | Odisha                         | 9                 | 66             | 44           | 22         | 222          | 143          | 79           |
| 20               | Punjab                         | 7                 | 92             | 53           | 39         | 197          | 197          | -            |
| 21               | Rajasthan                      | 6                 | 38             | 25           | 13         | 134          | 76           | 58           |
| 22               | Sikkim                         | 3                 | 21             | 7            | 14         | 69           | 17           | 52           |
| 23               | Tamil Nadu                     | 0                 | -              | -            | -          | -            | -            | -            |
| 24               | Telangana                      | 6                 | 58             | 54           | 4          | 159          | 157          | 2            |
| 25               | Tripura                        | 9                 | 135            | 90           | 45         | 347          | 222          | 125          |
| 26               | Uttar Pradesh                  | 1                 | 7              | 4            | 3          | 23           | 13           | 10           |
| 27               | Uttarakhand                    | 2                 | 14             | 7            | 7          | 44           | 55           | -11          |
| 28               | West Bengal                    | 3                 | 26             | 3            | 23         | 106          | 30           | 76           |
| 29               | A & N Islands                  | 1                 | 8              | 7            | 1          | 25           | 16           |              |
| 30               | Chandigarh                     | 1                 | 8              | 4            | 4          | 25           | 2            | 23           |
| 31               | D & N Haveli and Daman and Diu | 4                 | 3              | 3            | -          | 12           | 9            | 3            |
| 32               | Delhi                          | 0                 | -              | -            | -          | -            | -            | -            |
| 33               | Jammu and Kashmir              | 24                | 168            | 169          | -1         | 552          | 324          | 228          |
| 34               | Ladakh                         | 1                 | 7              | 6            | 1          | 23           | 23           | -            |
| 35               | Lakshadweep                    | 0                 | -              | -            | -          | -            | -            | -            |
| 36               | Puducherry                     | 1                 | 8              | 7            | 1          | 26           | -            | 26           |
| <b>All India</b> |                                | <b>168</b>        | <b>1,414</b>   | <b>1,067</b> | <b>347</b> | <b>4,384</b> | <b>3,147</b> | <b>1,237</b> |

@IRB sanctioned posts have been shown as on 01/01/2020. The sanctioned posts have been cancelled by Government of Gujarat.

\*IGP(AP-I) & IGP(AP-II) post are for both State Armed Police Battalions and IR Battalions as shown in table 3.1.3(B)

DIGP(AP-I) & DIGP(AP-II) post are for both State Armed Police Battalions and IR Battalions as shown in table 3.1.3(B)

TABLE 3.1.3 (C)- CONTINUED...

| Sl. No.          | STATES/ UTs                    | A.S.I./ARSI  |              |              | HEAD CONSTABLE |               |              | CONSTABLE       |               |               | OTHERS IF ANY |              |              | TOTAL           |                 |               |
|------------------|--------------------------------|--------------|--------------|--------------|----------------|---------------|--------------|-----------------|---------------|---------------|---------------|--------------|--------------|-----------------|-----------------|---------------|
|                  |                                | S            | A            | V            | S              | A             | V            | S               | A             | V             | S             | A            | V            | S               | A               | V             |
| (1)              | (2)                            | (31)         | (32)         | (33)         | (34)           | (35)          | (36)         | (37)            | (38)          | (39)          | (40)          | (41)         | (42)         | (43)            | (44)            | (45)          |
| 1                | Andhra Pradesh                 | 102          | 98           | 4            | 499            | 373           | 126          | 1,526           | 1,002         | 524           | 0             | 0            | 0            | 2,225           | 1,569           | 656           |
| 2                | Arunachal Pradesh              | 132          | 86           | 46           | 899            | 774           | 125          | 3,370           | 3,293         | 77            | 397           | 221          | 176          | 5,010           | 4,550           | 460           |
| 3                | Assam                          | 184          | 159          | 25           | 1,440          | 1,056         | 384          | 6,083           | 5,705         | 378           | 0             | 0            | 0            | 8,069           | 7,230           | 839           |
| 4                | Bihar                          | 56           | 46           | 10           | 538            | 465           | 73           | 2,287           | 1,985         | 302           | 227           | 125          | 102          | 3,278           | 2,707           | 571           |
| 5                | Chhattisgarh                   | 340          | 253          | 87           | 2,117          | 2,023         | 94           | 10,283          | 10,052        | 231           | 45            | 4            | 41           | 13,458          | 12,806          | 652           |
| 6                | Goa                            | 54           | 4            | 50           | 480            | 468           | 12           | 2,025           | 1,297         | 728           | 339           | 216          | 123          | 3,021           | 2,048           | 973           |
| 7                | Gujarat@                       | NA           | -            | -            | NA             | -             | -            | NA              | -             | -             | NA            | 0            | -            | -               | -               | -             |
| 8                | Haryana                        | 72           | 75           | -3           | 660            | 605           | 55           | 2,802           | 1,950         | 852           | 0             | 0            | 0            | 3,712           | 2,774           | 938           |
| 9                | Himachal Pradesh               | 134          | 132          | 2            | 1,023          | 722           | 301          | 4,284           | 4,088         | 196           | 0             | 0            | 0            | 5,732           | 5,199           | 533           |
| 10               | Jharkhand                      | 173          | 50           | 123          | 1,718          | 1,007         | 711          | 7,400           | 6,042         | 1,358         | 0             | 0            | 0            | 9,780           | 7,360           | 2,420         |
| 11               | Karnataka                      | 176          | 167          | 9            | 528            | 527           | 1            | 1,062           | 712           | 350           | 3180          | 2359         | 821          | 5,031           | 3,797           | 1,234         |
| 12               | Kerala                         | 18           | 18           | -            | 198            | 198           | -            | 897             | 676           | 221           | 196           | 112          | 84           | 1,350           | 1,038           | 312           |
| 13               | Madhya Pradesh                 | 70           | 44           | 26           | 316            | 153           | 163          | 1,284           | 954           | 330           | 364           | 259          | 105          | 2,144           | 1,456           | 688           |
| 14               | Maharashtra                    | 66           | 51           | 15           | 532            | 370           | 162          | 2,051           | 1,933         | 118           | 9             | 2            | 7            | 2,781           | 2,445           | 336           |
| 15               | Manipur #                      | 49           | 19           | 30           | 2,222          | 1,273         | 949          | 7,701           | 5,913         | 1,788         | 0             | 0            | 0            | 10,463          | 7,458           | 3,005         |
| 16               | Meghalaya                      | 72           | 57           | 15           | 640            | 627           | 13           | 2,700           | 2,487         | 213           | 276           | 256          | 20           | 3,852           | 3,571           | 281           |
| 17               | Mizoram                        | 27           | 8            | 19           | 600            | 554           | 46           | 2,725           | 1,350         | 1,375         | 600           | 552          | 48           | 4,206           | 2,682           | 1,524         |
| 18               | Nagaland                       | -            | -            | -            | 1,491          | 1,430         | 61           | 4,074           | 4,082         | -8            | 0             | 0            | 0            | 5,842           | 5,749           | 93            |
| 19               | Odisha                         | 229          | 221          | 8            | 1,250          | 1,238         | 12           | 5,670           | 5,395         | 275           | 0             | 0            | 0            | 7,538           | 7,089           | 449           |
| 20               | Punjab                         | 392          | 383          | 9            | 1,181          | 875           | 306          | 4,430           | 3,324         | 1,106         | 57            | 56           | 1            | 6,423           | 4,932           | 1,491         |
| 21               | Rajasthan                      | -            | -            | -            | 984            | 884           | 100          | 3,906           | 3,473         | 433           | 0             | 0            | 0            | 5,119           | 4,481           | 638           |
| 22               | Sikkim                         | 213          | 8            | 205          | 480            | 144           | 336          | 1,857           | 1,715         | 142           | 375           | 258          | 117          | 3,048           | 2,161           | 887           |
| 23               | Tamil Nadu                     | -            | -            | -            | 22             | 22            | -            | 93              | 93            | -             | 0             | 0            | 0            | 115             | 115             | -             |
| 24               | Telangana                      | 324          | 289          | 35           | 1,140          | 272           | 868          | 3,762           | 1,829         | 1,933         | 0             | 0            | 0            | 5,481           | 2,635           | 2,846         |
| 25               | Tripura                        | 36           | -            | 36           | 1,769          | 1,216         | 553          | 7,765           | 5,843         | 1,922         | 2740          | 1980         | 760          | 12,904          | 9,395           | 3,509         |
| 26               | Uttar Pradesh                  | -            | -            | -            | 160            | 188           | -28          | 675             | 417           | 258           | 0             | 0            | 0            | 876             | 628             | 248           |
| 27               | Uttarakhand                    | -            | -            | -            | 314            | 180           | 134          | 1,260           | 1,223         | 37            | 138           | 113          | 25           | 1,792           | 1,586           | 206           |
| 28               | West Bengal                    | 544          | 146          | 398          | -              | -             | -            | 2,239           | 520           | 1,719         | 0             | 0            | 0            | 2,946           | 712             | 2,234         |
| 29               | A & N Islands                  | 18           | 18           | -            | 164            | 163           | 1            | 701             | 655           | 46            | 80            | 72           | 8            | 1,007           | 936             | 71            |
| 30               | Chandigarh                     | 18           | 10           | 8            | 164            | 11            | 153          | 701             | 606           | 95            | 80            | 48           | 32           | 1,007           | 684             | 323           |
| 31               | D & N Haveli and Daman and Diu | 9            | 8            | 1            | 82             | 80            | 2            | 350             | 341           | 9             | 41            | 37           | 4            | 502             | 481             | 21            |
| 32               | Delhi                          | -            | -            | -            | -              | -             | -            | -               | -             | -             | 0             | 0            | 0            | 0               | 0               | -             |
| 33               | Jammu and Kashmir              | 432          | 586          | -154         | 3,840          | 3,940         | -100         | 16,200          | 14,814        | 1,386         | 1720          | 1713         | 7            | 23178           | 21692           | 1,486         |
| 34               | Ladakh                         | 18           | 10           | 8            | 160            | 95            | 65           | 675             | 409           | 266           | 69            | 21           | 48           | 963             | 569             | 394           |
| 35               | Lakshadweep                    | -            | -            | -            | -              | -             | -            | -               | -             | -             | 0             | 0            | 0            | -               | -               | -             |
| 36               | Puducherry                     | 19           | 18           | 1            | 169            | 165           | 4            | 701             | 641           | 60            | 73            | 66           | 7            | 1,007           | 904             | 103           |
| <b>All India</b> |                                | <b>3,977</b> | <b>2,964</b> | <b>1,013</b> | <b>27,780</b>  | <b>22,098</b> | <b>5,682</b> | <b>1,13,539</b> | <b>94,819</b> | <b>18,720</b> | <b>11,006</b> | <b>8,470</b> | <b>2,536</b> | <b>1,63,860</b> | <b>1,33,439</b> | <b>30,421</b> |

@IRB sanctioned posts have been shown as on 01//01/2020. The sanctioned posts have been cancelled by Government of Gujarat.

#IGP(AP-I) & IGP(AP-II) post are for both State Armed Police Battalions and IR Battalions as shown in table 3.1.3(B)

DIGP(AP-I) & DIGP(AP-II) post are for both State Armed Police Battalions and IR Battalions as shown in table 3.1.3(B)

TABLE 3.1.3 (D)-- ACTUAL (A) STRENGTH OF COMMANDO BATTALIONS IN STATES/UTs

AS ON 01.01.2021

| Sl. No. | STATES/UTs                     | NUMBER OF BATTALIONS | DGP/ SPL DG/ ADGP | IGP      | DIG      | AIGP/SSP/SP/ COMMANDANT | ADDL. SP/DY. COMMANDANT | ASP/DY.SP/ ASSTT. COMMANDANT |
|---------|--------------------------------|----------------------|-------------------|----------|----------|-------------------------|-------------------------|------------------------------|
| (1)     | (2)                            | (3)                  | (4)               | (5)      | (6)      | (7)                     | (8)                     | (9)                          |
| 1       | Andhra Pradesh                 | 0                    | 0                 | 0        | 0        | 0                       | 0                       | 0                            |
| 2       | Arunachal Pradesh              | 0                    | 0                 | 0        | 0        | 0                       | 0                       | 0                            |
| 3       | Assam                          | 1                    | 0                 | 0        | 0        | 1                       | 3                       | 9                            |
| 4       | Bihar                          | 0                    | NA                | NA       | NA       | NA                      | NA                      | NA                           |
| 5       | Chhattisgarh                   | 0                    | 0                 | 0        | 0        | 0                       | 0                       | 0                            |
| 6       | Goa                            | NA                   | NA                | NA       | NA       | NA                      | NA                      | NA                           |
| 7       | Gujarat                        | 5                    | 0                 | 0        | 0        | 1                       | 0                       | 4                            |
| 8       | Haryana                        | 1                    | 0                 | 0        | 0        | 1                       | 0                       | 2                            |
| 9       | Himachal Pradesh               | NA                   | NA                | NA       | NA       | NA                      | NA                      | NA                           |
| 10      | Jharkhand                      | 0                    | 0                 | 0        | 0        | 0                       | 0                       | 0                            |
| 11      | Karnataka                      | 0                    | 0                 | 0        | 0        | 0                       | 0                       | 0                            |
| 12      | Kerala                         | 0                    | 0                 | 0        | 0        | 0                       | 0                       | 0                            |
| 13      | Madhya Pradesh                 | 1                    | 0                 | 0        | 0        | 1                       | 1                       | 24                           |
| 14      | Maharashtra                    | NA                   | NA                | NA       | NA       | NA                      | NA                      | NA                           |
| 15      | Manipur                        | 1                    | 0                 | 0        | 0        | 1                       | 2                       | 4                            |
| 16      | Meghalaya                      | 1                    | 0                 | 0        | 0        | 2                       | 2                       | 7                            |
| 17      | Mizoram                        | 0                    | 0                 | 0        | 0        | 0                       | 0                       | 0                            |
| 18      | Nagaland                       | 1                    | 0                 | 0        | 0        | 0                       | 0                       | 2                            |
| 19      | Odisha                         | 0                    | 0                 | 0        | 0        | 0                       | 0                       | 0                            |
| 20      | Punjab                         | 5                    | 0                 | 0        | 0        | 6                       | 3                       | 14                           |
| 21      | Rajasthan                      | 0                    | 0                 | 0        | 0        | 0                       | 0                       | 0                            |
| 22      | Sikkim                         | 0                    | 0                 | 0        | 0        | 0                       | 0                       | 0                            |
| 23      | Tamil Nadu                     | 0                    | 0                 | 0        | 0        | 0                       | 0                       | 0                            |
| 24      | Telangana                      | 0                    | 0                 | 0        | 0        | 0                       | 0                       | 0                            |
| 25      | Tripura                        | 0                    | 0                 | 0        | 0        | 0                       | 0                       | 0                            |
| 26      | Uttar Pradesh                  | 0                    | 0                 | 0        | 0        | 0                       | 0                       | 0                            |
| 27      | Uttarakhand                    | 0                    | 0                 | 0        | 0        | 0                       | 0                       | 0                            |
| 28      | West Bengal                    | 1                    | 0                 | 0        | 0        | 0                       | 0                       | 0                            |
| 29      | A & N Islands                  | 0                    | 0                 | 0        | 0        | 0                       | 0                       | 0                            |
| 30      | Chandigarh                     | 0                    | 0                 | 0        | 0        | 0                       | 0                       | 0                            |
| 31      | D & N Haveli and Daman and Diu | 0                    | 0                 | 0        | 0        | 0                       | 0                       | 0                            |
| 32      | Delhi                          | 0                    | 0                 | 0        | 0        | 0                       | 0                       | 0                            |
| 33      | Jammu and Kashmir              | N.A                  | N.A               | N.A      | N.A      | N.A                     | N.A                     | N.A                          |
| 34      | Ladakh                         | 0                    | 0                 | 0        | 0        | 0                       | 0                       | 0                            |
| 35      | Lakshadweep                    | 0                    | 0                 | 0        | 0        | 0                       | 0                       | 0                            |
| 36      | Puducherry                     | 0                    | 0                 | 0        | 0        | 0                       | 0                       | 0                            |
|         | <b>All India</b>               | <b>17</b>            | <b>-</b>          | <b>-</b> | <b>-</b> | <b>13</b>               | <b>11</b>               | <b>66</b>                    |

**TABLE 3.1.3 (D)- CONTINUED...**

| Sl. No.          | STATES/UTs                     | INSPECTOR/RI | S.I./RSI   | A.S.I./ARSI | HEAD CONSTABLE | CONSTABLE    | OTHERS IF ANY | TOTAL        |
|------------------|--------------------------------|--------------|------------|-------------|----------------|--------------|---------------|--------------|
| (1)              | (2)                            | (10)         | (11)       | (12)        | (13)           | (14)         | (15)          | (16)         |
| 1                | Andhra Pradesh                 | 0            | 0          | 0           | 0              | 0            | 0             | -            |
| 2                | Arunachal Pradesh              | 0            | 0          | 0           | 0              | 0            | 0             | -            |
| 3                | Assam                          | 18           | 84         | 0           | 124            | 495          | 0             | 734          |
| 4                | Bihar                          | NA           | NA         | NA          | NA             | NA           | NA            | -            |
| 5                | Chhattisgarh                   | 0            | 0          | 0           | 0              | 0            | 0             | -            |
| 6                | Goa                            | NA           | NA         | NA          | NA             | NA           | NA            | -            |
| 7                | Gujarat                        | 11           | 26         | 20          | 32             | 278          | 8             | 380          |
| 8                | Haryana                        | 13           | 58         | 31          | 72             | 187          | 0             | 364          |
| 9                | Himachal Pradesh               | NA           | NA         | NA          | NA             | NA           | NA            | -            |
| 10               | Jharkhand                      | 0            | 0          | 0           | 0              | 0            | 0             | -            |
| 11               | Karnataka                      | 0            | 0          | 0           | 0              | 0            | 0             | -            |
| 12               | Kerala                         | 0            | 0          | 0           | 0              | 0            | 0             | -            |
| 13               | Madhya Pradesh                 | 9            | 84         | 8           | 182            | 758          | 0             | 1,067        |
| 14               | Maharashtra                    | NA           | NA         | NA          | NA             | NA           | NA            | -            |
| 15               | Manipur                        | 6            | 13         | 8           | 96             | 626          | 0             | 756          |
| 16               | Meghalaya                      | 31           | 117        | 0           | 107            | 1113         | 50            | 1,429        |
| 17               | Mizoram                        | 0            | 0          | 0           | 0              | 0            | 0             | -            |
| 18               | Nagaland                       | 0            | 13         | 0           | 46             | 455          | 82            | 598          |
| 19               | Odisha                         | 0            | 0          | 0           | 0              | 0            | 0             | -            |
| 20               | Punjab                         | 35           | 143        | 211         | 606            | 2629         | 44            | 3,691        |
| 21               | Rajasthan                      | 0            | 0          | 0           | 0              | 0            | 0             | -            |
| 22               | Sikkim                         | 0            | 0          | 0           | 0              | 0            | 0             | -            |
| 23               | Tamil Nadu                     | 0            | 0          | 0           | 0              | 0            | 0             | -            |
| 24               | Telangana                      | 0            | 0          | 0           | 0              | 0            | 0             | -            |
| 25               | Tripura                        | 0            | 0          | 0           | 0              | 0            | 0             | -            |
| 26               | Uttar Pradesh                  | 0            | 0          | 0           | 0              | 0            | 0             | -            |
| 27               | Uttarakhand                    | 0            | 0          | 0           | 0              | 0            | 0             | -            |
| 28               | West Bengal                    | 4            | 9          | 9           | 0              | 74           | 0             | 96           |
| 29               | A & N Islands                  | 0            | 0          | 0           | 0              | 0            | 0             | -            |
| 30               | Chandigarh                     | 0            | 0          | 0           | 0              | 0            | 0             | -            |
| 31               | D & N Haveli and Daman and Diu | 0            | 0          | 0           | 0              | 0            | 0             | -            |
| 32               | Delhi                          | 0            | 0          | 0           | 0              | 0            | 0             | -            |
| 33               | Jammu and Kashmir              | N.A          | N.A        | N.A         | N.A            | N.A          | N.A           | -            |
| 34               | Ladakh                         | 0            | 0          | 0           | 0              | 0            | 0             | -            |
| 35               | Lakshadweep                    | 0            | 0          | 0           | 0              | 0            | 0             | -            |
| 36               | Puducherry                     | 0            | 0          | 0           | 0              | 0            | 0             | -            |
| <b>All India</b> |                                | <b>127</b>   | <b>547</b> | <b>287</b>  | <b>1,265</b>   | <b>6,615</b> | <b>184</b>    | <b>9,115</b> |

TABLE 3.1.3(E)-- ANTI HUMAN TRAFFICKING UNIT IN STATES/UTs

AS ON 01.01.2021

| Sl.No.<br>(1) | STATES/UTs<br>(2)              | NUMBER OF UNITS OF ANTI HUMAN TRAFFICKING UNIT<br>(3) |
|---------------|--------------------------------|---|
| 1             | Andhra Pradesh                 | 3   |
| 2             | Arunachal Pradesh              | 8   |
| 3             | Assam                          | 37  |
| 4             | Bihar                          | 44  |
| 5             | Chhattisgarh                   | 8   |
| 6             | Goa                            | 2   |
| 7             | Gujarat                        | 40  |
| 8             | Haryana                        | -   |
| 9             | Himachal Pradesh               | 4   |
| 10            | Jharkhand                      | 24  |
| 11            | Karnataka                      | 9   |
| 12            | Kerala                         | 19  |
| 13            | Madhya Pradesh                 | 51  |
| 14            | Maharashtra                    | 12  |
| 15            | Manipur                        | 13  |
| 16            | Meghalaya                      | 4   |
| 17            | Mizoram                        | 4   |
| 18            | Nagaland                       | 0   |
| 19            | Odisha                         | 37  |
| 20            | Punjab                         | 28  |
| 21            | Rajasthan                      | 43  |
| 22            | Sikkim                         | 1   |
| 23            | Tamil Nadu                     | 32  |
| 24            | Telangana                      | 31  |
| 25            | Tripura                        | 2   |
| 26            | Uttar Pradesh                  | 75  |
| 27            | Uttarakhand                    | 7   |
| 28            | West Bengal                    | 24  |
| 29            | A & N Islands                  | 1   |
| 30            | Chandigarh                     | 1   |
| 31            | D & N Haveli and Daman and Diu | 3   |
| 32            | Delhi                          | 19  |
| 33            | Jammu and Kashmir              | 7   |
| 34            | Ladakh                         | 2   |
| 35            | Lakshadweep                    | 1   |
| 36            | Puducherry                     | 1   |
|               | <b>All India</b>               | <b>597</b>  |

TABLE 3.1.4 -- SANCTIONED (S) & ACTUAL (A) STRENGTH IN VARIOUS RANKS WITH VACANCIES (V) OF TOTAL (CIVIL + DISTRICT ARMED RESERVE (DAR) + ARMED + IRB) POLICE FORCE IN STATES/UTs

AS ON 01.01.2021

| SL. No.          | STATES/UTs                     | DGP/SPL. DGP |            |            | ADDL.DGP   |            |             | IGP        |            |            | DIG        |            |           | AIGP/SSP/SP/COMMANDANT |              |            |
|------------------|--------------------------------|--------------|------------|------------|------------|------------|-------------|------------|------------|------------|------------|------------|-----------|------------------------|--------------|------------|
|                  |                                | S            | A          | V          | S          | A          | V           | S          | A          | V          | S          | A          | V         | S                      | A            | V          |
| (1)              | (2)                            | (3)          | (4)        | (5)        | (6)        | (7)        | (8)         | (9)        | (10)       | (11)       | (12)       | (13)       | (14)      | (15)                   | (16)         | (17)       |
| 1                | Andhra Pradesh                 | 9            | 9          | 0          | 19         | 19         | 0           | 17         | 11         | 6          | 15         | 20         | -5        | 83                     | 62           | 21         |
| 2                | Arunachal Pradesh              | 1            | 1          | 0          | 0          | 1          | -1          | 2          | 5          | -3         | 6          | 7          | -1        | 33                     | 32           | 1          |
| 3                | Assam                          | 4            | 4          | 0          | 9          | 8          | 1           | 14         | 5          | 9          | 22         | 22         | 0         | 113                    | 108          | 5          |
| 4                | Bihar                          | 4            | 12         | -8         | 10         | 27         | -17         | 24         | 14         | 10         | 24         | 28         | -4        | 77                     | 152          | -75        |
| 5                | Chhattisgarh                   | 3            | 3          | 0          | 3          | 5          | -2          | 9          | 3          | 6          | 17         | 11         | 6         | 84                     | 55           | 29         |
| 6                | Goa                            | 0            | 0          | 0          | 1          | 1          | 0           | 1          | 0          | 1          | 2          | 2          | 0         | 19                     | 16           | 3          |
| 7                | Gujarat                        | 6            | 5          | 1          | 18         | 11         | 7           | 29         | 22         | 7          | 30         | 23         | 7         | 143                    | 110          | 33         |
| 8                | Haryana                        | 7            | 6          | 1          | 9          | 12         | -3          | 31         | 16         | 15         | 21         | 9          | 12        | 90                     | 66           | 24         |
| 9                | Himachal Pradesh               | 1            | 3          | -2         | 8          | 11         | -3          | 21         | 16         | 5          | 14         | 9          | 5         | 58                     | 57           | 1          |
| 10               | Jharkhand                      | 2            | 4          | -2         | 6          | 7          | -1          | 14         | 8          | 6          | 14         | 13         | 1         | 169                    | 61           | 108        |
| 11               | Karnataka                      | 6            | 6          | 0          | 19         | 17         | 2           | 27         | 17         | 10         | 27         | 13         | 14        | 290                    | 264          | 26         |
| 12               | Kerala                         | 1            | 1          | 0          | 10         | 7          | 3           | 16         | 9          | 7          | 12         | 12         | 0         | 80                     | 70           | 10         |
| 13               | Madhya Pradesh                 | 5            | 12         | -7         | 16         | 42         | -26         | 36         | 23         | 13         | 22         | 24         | -2        | 89                     | 123          | -34        |
| 14               | Maharashtra                    | 9            | 8          | 1          | 32         | 32         | 0           | 36         | 29         | 7          | 51         | 44         | 7         | 304                    | 281          | 23         |
| 15               | Manipur                        | 1            | 1          | 0          | 4          | 5          | -1          | 10         | 8          | 2          | 11         | 6          | 5         | 55                     | 48           | 7          |
| 16               | Meghalaya                      | 1            | 1          | 0          | 6          | 2          | 4           | 6          | 5          | 1          | 8          | 8          | 0         | 40                     | 39           | 1          |
| 17               | Mizoram                        | 1            | 1          | 0          | 1          | 0          | 1           | 1          | 3          | -2         | 6          | 7          | -1        | 40                     | 38           | 2          |
| 18               | Nagaland                       | 2            | 2          | 0          | 4          | 4          | 0           | 14         | 12         | 2          | 19         | 18         | 1         | 79                     | 79           | 0          |
| 19               | Odisha                         | 1            | 2          | -1         | 7          | 12         | -5          | 18         | 11         | 7          | 17         | 13         | 4         | 122                    | 91           | 31         |
| 20               | Punjab                         | 12           | 11         | 1          | 20         | 21         | -1          | 37         | 30         | 7          | 17         | 12         | 5         | 241                    | 271          | -30        |
| 21               | Rajasthan                      | 2            | 4          | -2         | 9          | 31         | -22         | 23         | 27         | -4         | 18         | 31         | -13       | 163                    | 92           | 71         |
| 22               | Sikkim                         | 1            | 2          | -1         | 2          | 1          | 1           | 3          | 3          | 0          | 6          | 5          | 1         | 25                     | 25           | 0          |
| 23               | Tamil Nadu                     | 11           | 9          | 2          | 20         | 17         | 3           | 41         | 36         | 5          | 29         | 27         | 2         | 159                    | 157          | 2          |
| 24               | Telangana                      | 2            | 4          | -2         | 7          | 17         | -10         | 16         | 10         | 6          | 14         | 14         | 0         | 100                    | 71           | 29         |
| 25               | Tripura                        | 2            | 1          | 1          | 2          | 1          | 1           | 7          | 1          | 6          | 8          | 6          | 2         | 39                     | 39           | 0          |
| 26               | Uttar Pradesh                  | 7            | 14         | -7         | 22         | 51         | -29         | 56         | 35         | 21         | 58         | 43         | 15        | 497                    | 511          | -14        |
| 27               | Uttarakhand                    | 1            | 1          | 0          | 1          | 2          | -1          | 5          | 6          | -1         | 6          | 6          | 0         | 21                     | 25           | -4         |
| 28               | West Bengal                    | 10           | 10         | 0          | 32         | 31         | 1           | 52         | 39         | 13         | 67         | 53         | 14        | 222                    | 158          | 64         |
| 29               | A & N Islands                  | 0            | 1          | -1         | 1          | 1          | 0           | 1          | 2          | -1         | 2          | 2          | 0         | 5                      | 7            | -2         |
| 30               | Chandigarh                     | 0            | 1          | -1         | 0          | 0          | 0           | 1          | 0          | 1          | 1          | 1          | 0         | 5                      | 7            | -2         |
| 31               | D & N Haveli and Daman and Diu | 0            | 0          | 0          | 0          | 0          | 0           | 0          | 0          | 0          | 1          | 1          | 0         | 3                      | 3            | 0          |
| 32               | Delhi                          | 1            | 1          | 0          | 10         | 13         | -3          | 20         | 19         | 1          | 20         | 23         | -3        | 54                     | 59           | -5         |
| 33               | Jammu and Kashmir              | 4            | 6          | -2         | 8          | 11         | -3          | 21         | 13         | 8          | 25         | 11         | 14        | 325                    | 283          | 42         |
| 34               | Ladakh                         | 0            | 0          | 0          | 0          | 1          | -1          | 1          | 0          | 1          | 0          | 1          | -1        | 5                      | 5            | 0          |
| 35               | Lakshadweep                    | 0            | 0          | 0          | 0          | 0          | 0           | 0          | 0          | 0          | 0          | 0          | 0         | 1                      | 2            | -1         |
| 36               | Puducherry                     | 1            | 1          | 0          | 0          | 1          | -1          | 0          | 0          | 0          | 1          | 0          | 1         | 25                     | 18           | 7          |
| <b>All India</b> |                                | <b>118</b>   | <b>147</b> | <b>-29</b> | <b>316</b> | <b>422</b> | <b>-106</b> | <b>610</b> | <b>438</b> | <b>172</b> | <b>611</b> | <b>525</b> | <b>86</b> | <b>3,858</b>           | <b>3,485</b> | <b>373</b> |

TABLE 3.1.4 – CONTINUED...

| Sl. No. | STATES/UTs                     | ADDL. SP/DY. COM-MANDANT |              |            | ASP/DY.SP/ASSTT. COM-MANDANT |               |              | INSPECTOR / RI |               |               | S.I./RSI        |                 |               |
|---------|--------------------------------|--------------------------|--------------|------------|------------------------------|---------------|--------------|----------------|---------------|---------------|-----------------|-----------------|---------------|
|         |                                | S                        | A            | V          | S                            | A             | V            | S              | A             | V             | S               | A               | V             |
| (1)     | (2)                            | (18)                     | (19)         | (20)       | (21)                         | (22)          | (23)         | (24)           | (25)          | (26)          | (27)            | (28)            | (29)          |
| 1       | Andhra Pradesh                 | 141                      | 133          | 8          | 590                          | 522           | 68           | 1,508          | 1,294         | 214           | 4,136           | 3,631           | 505           |
| 2       | Arunachal Pradesh              | 35                       | 23           | 12         | 103                          | 80            | 23           | 240            | 222           | 18            | 603             | 419             | 184           |
| 3       | Assam                          | 95                       | 89           | 6          | 391                          | 262           | 129          | 947            | 650           | 297           | 3,976           | 2,698           | 1,278         |
| 4       | Bihar                          | 61                       | 13           | 48         | 929                          | 550           | 379          | 2,301          | 1,282         | 1,019         | 20,608          | 9,505           | 11,103        |
| 5       | Chhattisgarh                   | 109                      | 80           | 29         | 503                          | 335           | 168          | 1,229          | 985           | 244           | 3,170           | 2,340           | 830           |
| 6       | Goa                            | 9                        | 0            | 9          | 61                           | 19            | 42           | 120            | 114           | 6             | 599             | 368             | 231           |
| 7       | Gujarat                        | 0                        | 0            | 0          | 398                          | 363           | 35           | 1,728          | 1,313         | 415           | 4,820           | 2,706           | 2,114         |
| 8       | Haryana                        | 48                       | 25           | 23         | 236                          | 183           | 53           | 1,120          | 901           | 219           | 3,533           | 2,325           | 1,208         |
| 9       | Himachal Pradesh               | 58                       | 40           | 18         | 185                          | 163           | 22           | 290            | 263           | 27            | 721             | 556             | 165           |
| 10      | Jharkhand                      | 80                       | 2            | 78         | 528                          | 336           | 192          | 1,209          | 908           | 301           | 8,762           | 5,314           | 3,448         |
| 11      | Karnataka                      | 23                       | 10           | 13         | 734                          | 643           | 91           | 1,943          | 1,667         | 276           | 4,891           | 3,399           | 1,492         |
| 12      | Kerala                         | 23                       | 19           | 4          | 344                          | 299           | 45           | 806            | 765           | 41            | 2,590           | 2,175           | 415           |
| 13      | Madhya Pradesh                 | 306                      | 256          | 50         | 1,140                        | 731           | 409          | 2,557          | 1,253         | 1,304         | 7,239           | 5,073           | 2,166         |
| 14      | Maharashtra                    | 153                      | 69           | 84         | 1,130                        | 590           | 540          | 8,710          | 3,495         | 5,215         | 11,686          | 5,486           | 6,200         |
| 15      | Manipur                        | 133                      | 105          | 28         | 232                          | 125           | 107          | 491            | 403           | 88            | 1,690           | 1,232           | 458           |
| 16      | Meghalaya                      | 24                       | 16           | 8          | 110                          | 81            | 29           | 281            | 239           | 42            | 1,198           | 1,023           | 175           |
| 17      | Mizoram                        | 34                       | 30           | 4          | 99                           | 72            | 27           | 257            | 238           | 19            | 680             | 573             | 107           |
| 18      | Nagaland                       | 125                      | 125          | 0          | 288                          | 220           | 68           | 439            | 425           | 14            | 1,002           | 931             | 71            |
| 19      | Odisha                         | 201                      | 172          | 29         | 769                          | 323           | 446          | 1,504          | 1,245         | 259           | 4,931           | 3,208           | 1,723         |
| 20      | Punjab                         | 17                       | 8            | 9          | 718                          | 664           | 54           | 1,200          | 868           | 332           | 3,157           | 2,394           | 763           |
| 21      | Rajasthan                      | 344                      | 301          | 43         | 642                          | 522           | 120          | 1,582          | 1,350         | 232           | 4,692           | 2,221           | 2,471         |
| 22      | Sikkim                         | 32                       | 22           | 10         | 78                           | 30            | 48           | 79             | 71            | 8             | 222             | 167             | 55            |
| 23      | Tamil Nadu                     | 138                      | 138          | 0          | 854                          | 794           | 60           | 2,905          | 2,873         | 32            | 10,483          | 7,231           | 3,252         |
| 24      | Telangana                      | 131                      | 141          | -10        | 424                          | 388           | 36           | 1,598          | 1,535         | 63            | 4,426           | 3,950           | 476           |
| 25      | Tripura                        | 37                       | 24           | 13         | 198                          | 138           | 60           | 432            | 239           | 193           | 1,426           | 972             | 454           |
| 26      | Uttar Pradesh                  | 355                      | 339          | 16         | 1,153                        | 797           | 356          | 7,576          | 5,949         | 1,627         | 47,717          | 24,079          | 23,638        |
| 27      | Uttarakhand                    | 24                       | 23           | 1          | 90                           | 67            | 23           | 255            | 230           | 25            | 1,526           | 1,415           | 111           |
| 28      | West Bengal                    | 112                      | 79           | 33         | 792                          | 624           | 168          | 2,369          | 1,545         | 824           | 12,878          | 9,877           | 3,001         |
| 29      | A & N Islands                  | 3                        | 0            | 3          | 22                           | 24            | -2           | 72             | 66            | 6             | 287             | 186             | 101           |
| 30      | Chandigarh                     | 3                        | 0            | 3          | 21                           | 15            | 6            | 63             | 58            | 5             | 339             | 251             | 88            |
| 31      | D & N Haveli and Daman and Diu | 2                        | 1            | 1          | 7                            | 7             | 0            | 14             | 9             | 5             | 58              | 48              | 10            |
| 32      | Delhi                          | 54                       | 16           | 38         | 347                          | 296           | 51           | 1,425          | 1,468         | -43           | 7,859           | 7,094           | 765           |
| 33      | Jammu and Kashmir              | 0                        | 0            | 0          | 856                          | 571           | 285          | 1,504          | 1,135         | 369           | 5,912           | 2,808           | 3,104         |
| 34      | Ladakh                         | 3                        | 3            | 0          | 18                           | 14            | 4            | 35             | 47            | -12           | 127             | 69              | 58            |
| 35      | Lakshadweep                    | 0                        | 0            | 0          | 1                            | 3             | -2           | 4              | 4             | 0             | 16              | 4               | 12            |
| 36      | Puducherry                     | 3                        | 2            | 1          | 7                            | 4             | 3            | 76             | 69            | 7             | 302             | 180             | 122           |
|         | <b>All India</b>               | <b>2,916</b>             | <b>2,304</b> | <b>612</b> | <b>14,998</b>                | <b>10,855</b> | <b>4,143</b> | <b>48,869</b>  | <b>35,178</b> | <b>13,691</b> | <b>1,88,262</b> | <b>1,15,908</b> | <b>72,354</b> |

**TABLE 3.1.4 – CONTINUED...**

| Sl. No. | STATES/UTs                     | A.S.I./ARSI     |                 |               | HEAD CONSTABLE  |                 |               |
|---------|--------------------------------|-----------------|-----------------|---------------|-----------------|-----------------|---------------|
|         |                                | S               | A               | V             | S               | A               | V             |
| (1)     | (2)                            | (30)            | (31)            | (32)          | (33)            | (34)            | (35)          |
| 1       | Andhra Pradesh                 | 4,643           | 4,529           | 114           | 15,373          | 13,873          | 1,500         |
| 2       | Arunachal Pradesh              | 618             | 451             | 167           | 2,681           | 1,960           | 721           |
| 3       | Assam                          | 2,417           | 2,005           | 412           | 10,857          | 8,065           | 2,792         |
| 4       | Bihar                          | 15,167          | 7,609           | 7,558         | 16,586          | 6,714           | 9,872         |
| 5       | Chhattisgarh                   | 4,201           | 2,675           | 1,526         | 10,971          | 8,932           | 2,039         |
| 6       | Goa                            | 465             | 317             | 148           | 1,754           | 1,726           | 28            |
| 7       | Gujarat                        | 12,339          | 9,544           | 2,795         | 19,955          | 16,542          | 3,413         |
| 8       | Haryana                        | 6,225           | 5,016           | 1,209         | 12,699          | 8,605           | 4,094         |
| 9       | Himachal Pradesh               | 1,208           | 1,028           | 180           | 3,073           | 2,546           | 527           |
| 10      | Jharkhand                      | 7,647           | 6,340           | 1,307         | 12,544          | 8,960           | 3,584         |
| 11      | Karnataka                      | 9,638           | 9,143           | 495           | 28,471          | 27,350          | 1,121         |
| 12      | Kerala                         | 2,246           | 1,962           | 284           | 9,833           | 9,305           | 528           |
| 13      | Madhya Pradesh                 | 11,528          | 6,044           | 5,484         | 23,752          | 14,568          | 9,184         |
| 14      | Maharashtra                    | 18,315          | 13,834          | 4,481         | 86,321          | 77,297          | 9,024         |
| 15      | Manipur                        | 2,000           | 1,053           | 947           | 7,080           | 5,631           | 1,449         |
| 16      | Meghalaya                      | 257             | 216             | 41            | 1,903           | 1,707           | 196           |
| 17      | Mizoram                        | 502             | 323             | 179           | 1,868           | 1,620           | 248           |
| 18      | Nagaland                       | 352             | 340             | 12            | 5,635           | 5,772           | -137          |
| 19      | Odisha                         | 5,678           | 3,830           | 1,848         | 8,382           | 7,524           | 858           |
| 20      | Punjab                         | 5,408           | 4,394           | 1,014         | 12,584          | 10,961          | 1,623         |
| 21      | Rajasthan                      | 6,349           | 4,722           | 1,627         | 20,407          | 15,946          | 4,461         |
| 22      | Sikkim                         | 484             | 429             | 55            | 1,051           | 1,111           | -60           |
| 23      | Tamil Nadu                     | 0               | 0               | 0             | 39,113          | 35,272          | 3,841         |
| 24      | Telangana                      | 4,354           | 4,214           | 140           | 13,715          | 8,203           | 5,512         |
| 25      | Tripura                        | 971             | 532             | 439           | 3,367           | 2,261           | 1,106         |
| 26      | Uttar Pradesh                  | 4,253           | 1,654           | 2,599         | 83,805          | 68,401          | 15,404        |
| 27      | Uttarakhand                    | 0               | 0               | 0             | 2,996           | 2,198           | 798           |
| 28      | West Bengal                    | 22,989          | 12,944          | 10,045        | 0               | 0               | 0             |
| 29      | A & N Islands                  | 148             | 124             | 24            | 892             | 826             | 66            |
| 30      | Chandigarh                     | 275             | 207             | 68            | 1,439           | 1,095           | 344           |
| 31      | D & N Haveli and Daman and Diu | 47              | 21              | 26            | 279             | 223             | 56            |
| 32      | Delhi                          | 7,069           | 7,081           | -12           | 23,085          | 20,184          | 2,901         |
| 33      | Jammu and Kashmir              | 6,453           | 5,322           | 1,131         | 17,789          | 15,353          | 2,436         |
| 34      | Ladakh                         | 145             | 155             | -10           | 501             | 443             | 58            |
| 35      | Lakshadweep                    | 5               | 5               | 0             | 64              | 56              | 8             |
| 36      | Puducherry                     | 120             | 81              | 39            | 790             | 720             | 70            |
|         | <b>All India</b>               | <b>1,64,516</b> | <b>1,18,144</b> | <b>46,372</b> | <b>5,01,615</b> | <b>4,11,950</b> | <b>89,665</b> |



TABLE 3.1.4 – CONTINUED...

| Sl. No. | STATES/UTs                     | CONSTABLE        |                  |                 | OTHERS IF ANY |               |               | TOTAL            |                  |                 |
|---------|--------------------------------|------------------|------------------|-----------------|---------------|---------------|---------------|------------------|------------------|-----------------|
|         |                                | S                | A                | V               | S             | A             | V             | S                | A                | V               |
| (1)     | (2)                            | (36)             | (37)             | (38)            | (39)          | (40)          | (41)          | (42)             | (43)             | (44)            |
| 1       | Andhra Pradesh                 | 48,831           | 36,649           | 12,182          | 0             | 0             | 0             | 75,365           | 60,752           | 14,613          |
| 2       | Arunachal Pradesh              | 9,828            | 8,694            | 1,134           | 1,133         | 731           | 402           | 15,283           | 12,626           | 2,657           |
| 3       | Assam                          | 55,945           | 44,700           | 11,245          | 4,109         | 3,417         | 692           | 78,899           | 62,033           | 16,866          |
| 4       | Bihar                          | 86,099           | 56,664           | 29,435          | 661           | 441           | 220           | 1,42,551         | 83,011           | 59,540          |
| 5       | Chhattisgarh                   | 49,899           | 43,940           | 5,959           | 5,663         | 4,041         | 1,622         | 75,861           | 63,405           | 12,456          |
| 6       | Goa                            | 6,005            | 4,321            | 1,684           | 1,626         | 1,173         | 453           | 10,662           | 8,057            | 2,605           |
| 7       | Gujarat                        | 79,612           | 61,449           | 18,163          | 0             | 0             | 0             | 1,19,078         | 92,088           | 26,990          |
| 8       | Haryana                        | 48,587           | 35,719           | 12,868          | 0             | 0             | 0             | 72,606           | 52,883           | 19,723          |
| 9       | Himachal Pradesh               | 13,284           | 12,786           | 498             | 0             | 0             | 0             | 18,921           | 17,478           | 1,443           |
| 10      | Jharkhand                      | 51,503           | 41,878           | 9,625           | 375           | 271           | 104           | 82,853           | 64,102           | 18,751          |
| 11      | Karnataka                      | 57,442           | 43,856           | 13,586          | 7,473         | 5,688         | 1,785         | 1,10,984         | 92,073           | 18,911          |
| 12      | Kerala                         | 41,450           | 39,046           | 2,404           | 5,207         | 4,149         | 1,058         | 62,618           | 57,819           | 4,799           |
| 13      | Madhya Pradesh                 | 69,130           | 60,885           | 8,245           | 364           | 259           | 105           | 1,16,184         | 89,293           | 26,891          |
| 14      | Maharashtra                    | 1,10,083         | 97,985           | 12,098          | 1,633         | 358           | 1,275         | 2,38,463         | 1,99,508         | 38,955          |
| 15      | Manipur                        | 23,373           | 20,277           | 3,096           | 0             | 0             | 0             | 35,080           | 28,894           | 6,186           |
| 16      | Meghalaya                      | 11,945           | 10,406           | 1,539           | 722           | 637           | 85            | 16,501           | 14,380           | 2,121           |
| 17      | Mizoram                        | 6,470            | 3,797            | 2,673           | 1,327         | 1,238         | 89            | 11,286           | 7,940            | 3,346           |
| 18      | Nagaland                       | 18,794           | 19,860           | -1,066          | 0             | 0             | 0             | 26,753           | 27,788           | -1,035          |
| 19      | Odisha                         | 53,670           | 47,928           | 5,742           | 0             | 0             | 0             | 75,300           | 64,359           | 10,941          |
| 20      | Punjab                         | 60,048           | 53,742           | 6,306           | 1,583         | 1,189         | 394           | 85,042           | 74,565           | 10,477          |
| 21      | Rajasthan                      | 76,878           | 67,882           | 8,996           | 0             | 0             | 0             | 1,11,109         | 93,129           | 17,980          |
| 22      | Sikkim                         | 4,062            | 3,161            | 901             | 508           | 502           | 6             | 6,553            | 5,529            | 1,024           |
| 23      | Tamil Nadu                     | 72,802           | 67,898           | 4,904           | 4,722         | 4,333         | 389           | 1,31,277         | 1,18,785         | 12,492          |
| 24      | Telangana                      | 57,826           | 40,526           | 17,300          | 0             | 0             | 0             | 82,613           | 59,073           | 23,540          |
| 25      | Tripura                        | 18,467           | 14,932           | 3,535           | 4,650         | 3,319         | 1,331         | 29,606           | 22,465           | 7,141           |
| 26      | Uttar Pradesh                  | 2,56,524         | 185,352          | 71,172          | 14,756        | 12,935        | 1,821         | 4,16,779         | 3,00,160         | 1,16,619        |
| 27      | Uttarakhand                    | 15,679           | 15,562           | 117             | 1,583         | 1,149         | 434           | 22,187           | 20,684           | 1,503           |
| 28      | West Bengal                    | 1,14,281         | 69,180           | 45,101          | 3,648         | 2,619         | 1,029         | 1,57,452         | 97,159           | 60,293          |
| 29      | A & N Islands                  | 3,097            | 2,730            | 367             | 548           | 437           | 111           | 5,078            | 4,406            | 672             |
| 30      | Chandigarh                     | 4,574            | 4,152            | 422             | 289           | 170           | 119           | 7,010            | 5,957            | 1,053           |
| 31      | D & N Haveli and Daman and Diu | 904              | 829              | 75              | 81            | 54            | 27            | 1,396            | 1,196            | 200             |
| 32      | Delhi                          | 49,723           | 43,570           | 6,153           | 2,295         | 1,528         | 767           | 91,962           | 81,352           | 10,610          |
| 33      | Jammu and Kashmir              | 52,974           | 49,494           | 3,480           | 5,328         | 6,303         | -975          | 91,199           | 81,310           | 9,889           |
| 34      | Ladakh                         | 1,606            | 875              | 731             | 155           | 55            | 100           | 2,596            | 1,668            | 928             |
| 35      | Lakshadweep                    | 230              | 191              | 39              | 0             | 0             | 0             | 321              | 265              | 56              |
| 36      | Puducherry                     | 3,008            | 2,207            | 801             | 129           | 87            | 42            | 4,462            | 3,370            | 1,092           |
|         | <b>All India</b>               | <b>16,34,633</b> | <b>13,13,123</b> | <b>3,21,510</b> | <b>70,568</b> | <b>57,083</b> | <b>13,485</b> | <b>26,31,890</b> | <b>20,69,562</b> | <b>5,62,328</b> |

TABLE 3.1.5 -- OFFICERS TO FIELD STAFF RATIO OF SANCTIONED & ACTUAL STRENGTH OF POLICE IN STATES & UTs

AS ON 01.01.2021

| Sl. No. | STATES/UTs                     | SANCTIONED POLICE STRENGTH                  |                               |                                    |   | ACTUAL POLICE STRENGTH                      |                               |                                    |   |
|---------|--------------------------------|---|-------------------------------|------------------------------------|---|---|-------------------------------|------------------------------------|---|
|         |                                | DGP/SPL. DGP TO ASP/DY.SP/ASSTT. COMMANDANT | INSPECTOR / RI TO A.S.I./ARSI | HEAD CONSTABLE, CONSTABLE & OTHERS | SENIOR SUPERVISORY, IMMEDIATE SUPERVISORY & FIELD PERSONNEL RATIO (APPROX.) | DGP/SPL. DGP TO ASP/DY.SP/ASSTT. COMMANDANT | INSPECTOR / RI TO A.S.I./ARSI | HEAD CONSTABLE, CONSTABLE & OTHERS | SENIOR SUPERVISORY, IMMEDIATE SUPERVISORY & FIELD PERSONNEL RATIO (APPROX.) |
| (1)     | (2)                            | (3)   | (4)                           | (5)                                | (6)   | (7)   | (8)                           | (9)                                | (10)  |
| 1       | Andhra Pradesh                 | 874   | 10,287                        | 64,204                             | 1:11.8:73.5   | 776   | 9,454                         | 50,522                             | 1:12.2:65.1   |
| 2       | Arunachal Pradesh              | 180   | 1,461                         | 13,642                             | 1:8.1:75.8  | 149   | 1,092                         | 11,385                             | 1:7.3:76.4  |
| 3       | Assam                          | 648   | 7,340                         | 70,911                             | 1:11.3:109.4  | 498   | 5,353                         | 56,182                             | 1:10.7:112.8  |
| 4       | Bihar                          | 1,129                                       | 38,076                        | 103,346                            | 1:33.7:91.5   | 796   | 18,396                        | 63,819                             | 1:23.1:80.2   |
| 5       | Chhattisgarh                   | 728   | 8,600                         | 66,533                             | 1:11.8:91.4   | 492   | 6,000                         | 56,913                             | 1:12.2:115.7  |
| 6       | Goa                            | 93  | 1,184                         | 9,385                              | 1:12.7:100.9  | 38  | 799                           | 7,220                              | 1:21:190  |
| 7       | Gujarat                        | 624   | 18,887                        | 99,567                             | 1:30.3:159.6  | 534   | 13,563                        | 77,991                             | 1:25.4:146.1  |
| 8       | Haryana                        | 442   | 10,878                        | 61,286                             | 1:24.6:138.7  | 317   | 8,242                         | 44,324                             | 1:26:139.8  |
| 9       | Himachal Pradesh               | 345   | 2,219                         | 16,357                             | 1:6.4:47.4  | 299   | 1,847                         | 15,332                             | 1:6.2:51.3  |
| 10      | Jharkhand                      | 813   | 17,618                        | 64,422                             | 1:21.7:79.2   | 431   | 12,562                        | 51,109                             | 1:29.1:118.6  |
| 11      | Karnataka                      | 1,126                                       | 16,472                        | 93,386                             | 1:14.6:82.9   | 970   | 14,209                        | 76,894                             | 1:14.6:79.3   |
| 12      | Kerala                         | 486   | 5,642                         | 56,490                             | 1:11.6:116.2  | 417   | 4,902                         | 52,500                             | 1:11.8:125.9  |
| 13      | Madhya Pradesh                 | 1,614                                       | 21,324                        | 93,246                             | 1:13.2:57.8   | 1,211                                       | 12,370                        | 75,712                             | 1:10.2:62.5   |
| 14      | Maharashtra                    | 1,715                                       | 38,711                        | 198,037                            | 1:22.6:115.5  | 1,053                                       | 22,815                        | 175,640                            | 1:21.7:166.8  |
| 15      | Manipur                        | 446   | 4,181                         | 30,453                             | 1:9.4:68.3  | 298   | 2,688                         | 25,908                             | 1:9:86.9  |
| 16      | Meghalaya                      | 195   | 1,736                         | 14,570                             | 1:8.9:74.7  | 152   | 1,478                         | 12,750                             | 1:9.7:83.9  |
| 17      | Mizoram                        | 182   | 1,439                         | 9,665                              | 1:7.9:53.1  | 151   | 1,134                         | 6,655                              | 1:7.5:44.1  |
| 18      | Nagaland                       | 531   | 1,793                         | 24,429                             | 1:3.4:46  | 460   | 1,696                         | 25,632                             | 1:3.7:55.7  |
| 19      | Odisha                         | 1,135                                       | 12,113                        | 62,052                             | 1:10.7:54.7   | 624   | 8,283                         | 55,452                             | 1:13.3:88.9   |
| 20      | Punjab                         | 1,062                                       | 9,765                         | 74,215                             | 1:9.2:69.9  | 1,017                                       | 7,656                         | 65,892                             | 1:7.5:64.8  |
| 21      | Rajasthan                      | 1,201                                       | 12,623                        | 97,285                             | 1:10.5:81   | 1,008                                       | 8,293                         | 83,828                             | 1:8.2:83.2  |
| 22      | Sikkim                         | 147   | 785                           | 5,621                              | 1:5.3:38.2  | 88  | 667                           | 4,774                              | 1:7.6:54.3  |
| 23      | Tamil Nadu                     | 1,252                                       | 13,388                        | 116,637                            | 1:10.7:93.2   | 1,178                                       | 10,104                        | 107,503                            | 1:8.6:91.3  |
| 24      | Telangana                      | 694   | 10,378                        | 71,541                             | 1:15:103.1  | 645   | 9,699                         | 48,729                             | 1:15:75.5   |
| 25      | Tripura                        | 293   | 2,829                         | 26,484                             | 1:9.7:90.4  | 210   | 1,743                         | 20,512                             | 1:8.3:97.7  |
| 26      | Uttar Pradesh                  | 2,148                                       | 59,546                        | 355,085                            | 1:27.7:165.3  | 1,790                                       | 31,682                        | 266,688                            | 1:17.7:149  |
| 27      | Uttarakhand                    | 148   | 1,781                         | 20,258                             | 1:12:136.9  | 130   | 1,645                         | 18,909                             | 1:12.7:145.5  |
| 28      | West Bengal                    | 1,287                                       | 38,236                        | 117,929                            | 1:29.7:91.6   | 994   | 24,366                        | 71,799                             | 1:24.5:72.2   |
| 29      | A & N Islands                  | 34  | 507                           | 4,537                              | 1:14.9:133.4  | 37  | 376                           | 3,993                              | 1:10.2:107.9  |
| 30      | Chandigarh                     | 31  | 677                           | 6,302                              | 1:21.8:203.3  | 24  | 516                           | 5,417                              | 1:21.5:225.7  |
| 31      | D & N Haveli and Daman and Diu | 13  | 119                           | 1,264                              | 1:9.2:97.2  | 12  | 78                            | 1,106                              | 1:6.5:92.2  |
| 32      | Delhi                          | 506   | 16,353                        | 75,103                             | 1:32.3:148.4  | 427   | 15,643                        | 65,282                             | 1:36.6:152.9  |
| 33      | Jammu and Kashmir              | 1,239                                       | 13,869                        | 76,091                             | 1:11.2:61.4   | 895   | 9,265                         | 71,150                             | 1:10.4:79.5   |
| 34      | Ladakh                         | 27  | 307                           | 2,262                              | 1:11.4:83.8   | 24  | 271                           | 1,373                              | 1:11.3:57.2   |
| 35      | Lakshadweep                    | 2   | 25                            | 294                                | 1:12.5:147  | 5   | 13                            | 247                                | 1:2.6:49.4  |
| 36      | Puducherry                     | 37  | 498                           | 3,927                              | 1:13.5:106.1  | 26  | 330                           | 3,014                              | 1:12.7:115.9  |
|         | <b>All India</b>               | <b>23,427</b>                               | <b>4,01,647</b>               | <b>2,206,816</b>                   | <b>1:17.1:94.2</b>  | <b>18,176</b>                               | <b>2,69,230</b>               | <b>1,782,156</b>                   | <b>1:14.8:98</b>  |

Senior Supervisory, Immediate Supervisory & Field Personnel Ratio is ratio between Senior Supervisory officers of the ranks of Dy. SP to DG, Immediate Supervisory Officers of the ranks of ASSTT. Sub-inspector to Inspector to field staff in the rank of Head Constable to Constable

TABLE 3.1.6 -- ACTUAL STRENGTH OF SCHEDULED CASTES STAFF IN STATES / UTs

AS ON 01.01.2021

| Sl. No.          | STATES/UTs                       | ASP/DY.SP/ AS-STT. COMMANDANT | INSPECTOR /RI | S.I./ RSI     | A.S.I./ ARSI  | HEAD CONSTABLE | CONSTABLE       | TOTAL           | RESERVATION PERCENTAGE APPROVED BY STATE GOVT. |
|------------------|----------------------------------|-------------------------------|---------------|---------------|---------------|----------------|-----------------|-----------------|--|
| (1)              | (2)                              | (3)                           | (4)           | (5)           | (6)           | (7)            | (8)             | (9)             | (10)   |
| 1                | Andhra Pradesh                   | 53                            | 142           | 480           | 729           | 2,427          | 7,211           | 11,042          | 15.00%   |
| 2                | Arunachal Pradesh                | -                             | -             | -             | -             | -              | -               | -               | 0.00%  |
| 3                | Assam                            | 29                            | 55            | 252           | 140           | 586            | 3,897           | 4,959           | 7.00%  |
| 4                | Bihar                            | 95                            | 194           | 1,392         | 1,331         | 1,055          | 11,613          | 15,680          | 16.00%   |
| 5                | Chhattisgarh                     | 80                            | 180           | 368           | 377           | 1,171          | 6,094           | 8,270           | 12.00%   |
| 6                | Goa                              | -                             | 3             | 16            | 8             | 29             | 42              | 98              | 2.00%  |
| 7                | Gujarat                          | 26                            | 150           | 283           | 1,411         | 2,118          | 6,532           | 10,520          | 7.00%  |
| 8                | Haryana                          | 40                            | 105           | 370           | 834           | 1,370          | 6,500           | 9,219           | 20.00%   |
| 9                | Himachal Pradesh                 | NA                            | 49            | 124           | 225           | 520            | 2,994           | 3,912           | 22.00%   |
| 10               | Jharkhand                        | 18                            | 88            | 608           | 656           | 1,183          | 5,226           | 7,779           | 10.00%   |
| 11               | Karnataka                        | 82                            | 273           | 756           | 1,704         | 5,344          | 9,044           | 17,203          | 15.00%   |
| 12               | Kerala                           | 24                            | 54            | 138           | 107           | 730            | 2,984           | 4,037           | 8.00%  |
| 13               | Madhya Pradesh                   | 141                           | 154           | 757           | 808           | 1,691          | 6,771           | 10,322          | 16.00%   |
| 14               | Maharashtra                      | 44                            | 992           | 684           | 1,084         | 5,702          | 12,369          | 20,875          | 0.00%  |
| 15               | Manipur                          | 3                             | 19            | 45            | 52            | 134            | 520             | 773             | 2.00%  |
| 16               | Meghalaya @                      | 1                             | 12            | 16            | -             | 25             | 68              | 122             | *  |
| 17               | Mizoram                          | 2                             | 2             | 6             | 2             | 70             | 31              | 113             | 0.00%  |
| 18               | Nagaland                         | -                             | -             | 12            | -             | 93             | 625             | 730             | 0.00%  |
| 19               | Odisha                           | 59                            | 200           | 574           | 698           | 1,111          | 6,935           | 9,577           | 16.00%   |
| 20               | Punjab                           | 129                           | 199           | 613           | 1,114         | 3,229          | 16,993          | 22,277          | 25.00%   |
| 21               | Rajasthan                        | 133                           | 219           | 337           | 683           | 2,598          | 10,253          | 14,223          | 16.00%   |
| 22               | Sikkim                           | 1                             | 2             | 5             | 16            | 18             | 84              | 126             | 4.00%  |
| 23               | Tamil Nadu                       | 96                            | 453           | 2,115         | -             | 7,312          | 15,909          | 25,885          | 18.00%   |
| 24               | Telangana                        | 72                            | 245           | 555           | 606           | 949            | 6,278           | 8,705           | 15.00%   |
| 25               | Tripura                          | 37                            | 51            | 178           | 133           | 393            | 2,518           | 3,310           | 17.00%   |
| 26               | Uttar Pradesh                    | 123                           | 631           | 3,605         | 178           | 11,729         | 34,414          | 50,680          | 21.00%   |
| 27               | Uttarakhand                      | 12                            | 42            | 146           | -             | 311            | 3,200           | 3,711           | 19.00%   |
| 28               | West Bengal                      | 105                           | 153           | 2,105         | 2,665         | -              | 19,343          | 24,371          | 22.00%   |
| 29               | A & N Islands                    | 2                             | -             | -             | -             | -              | -               | 2               | 0.00%  |
| 30               | Chandigarh                       | 2                             | 10            | 35            | 15            | 141            | 707             | 910             | 18.00%   |
| 31               | D & N Haveli and Daman and Diu # | 1                             | -             | 6             | 2             | 35             | 34              | 78              | #.   |
| 32               | Delhi                            | 25                            | 240           | 773           | 1,196         | 2,490          | 5,871           | 10,595          | 15.00%   |
| 33               | Jammu and Kashmir                | 41                            | 71            | 104           | 242           | 711            | 2,421           | 3,590           | 10.00%   |
| 34               | Ladakh                           | -                             | -             | -             | -             | -              | -               | -               | 1.00%  |
| 35               | Lakshadweep                      | -                             | -             | -             | -             | 1              | -               | 1               | 0.00%  |
| 36               | Puducherry                       | -                             | 15            | 38            | 5             | 101            | 325             | 484             | 16.00%   |
| <b>All India</b> |                                  | <b>1,476</b>                  | <b>5,003</b>  | <b>17,496</b> | <b>17,021</b> | <b>55,377</b>  | <b>2,07,806</b> | <b>3,04,179</b> | <b>-</b>                                       |

@As per Govt. notification No. LL(B)146/2010/258 Dtd: 27/04/2018 there is no specific reservation approved for SCs but they are included in the 15% reservation approved for others  
#3% in Daman and Diu Dist. and 2% in Dadra and Nagra Haveli Dist.

\*As per Govt. notification No. LL(B)146/2010/258 Dtd: 27/04/2018 there is no specific reservation approved for SCs but they are included in the 15% reservation approved for others

**TABLE 3.1.7-- ACTUAL STRENGTH OF SCHEDULED TRIBES STAFF IN STATES / UTs**
**AS ON 01.01.2021**

| Sl. No.          | STATES/UTs                     | ASP/DY.SP/ AS-STT. COMMANDANT | INSPECTOR /RI | S.I./RSI      | A.S.I./ ARSI  | HEAD CON-STABLE | CONSTABLE       | TOTAL           | RESERVATION PERCENTAGE AP-PROVED BY STATE GOVT. |
|------------------|--------------------------------|-------------------------------|---------------|---------------|---------------|-----------------|-----------------|-----------------|---|
| (1)              | (2)                            | (3)                           | (4)           | (5)           | (6)           | (7)             | (8)             | (9)             | (10)  |
| 1                | Andhra Pradesh                 | 19                            | 37            | 218           | 406           | 933             | 2,509           | 4,122           | 6.00%   |
| 2                | Arunachal Pradesh              | 64                            | 178           | 335           | 361           | 1,568           | 6,955           | 9,461           | 80.00%  |
| 3                | Assam                          | 36                            | 84            | 442           | 300           | 1,210           | 8,350           | 10,422          | 15.00%  |
| 4                | Bihar                          | 6                             | 37            | 254           | 241           | 545             | 2,001           | 3,084           | 1.00%   |
| 5                | Chhattisgarh                   | 167                           | 342           | 340           | 814           | 3,566           | 18,365          | 23,594          | 32.00%  |
| 6                | Goa                            | 2                             | 11            | 45            | 28            | 160             | 313             | 559             | 12.00%  |
| 7                | Gujarat                        | 33                            | 339           | 330           | 1,909         | 3,103           | 11,459          | 17,173          | 15.00%  |
| 8                | Haryana                        | -                             | -             | -             | -             | -               | -               | -               | 0.00%   |
| 9                | Himachal Pradesh               | NA                            | 28            | 40            | 60            | 160             | 905             | 1,193           | 5.00%   |
| 10               | Jharkhand                      | 58                            | 200           | 1,093         | 1,605         | 2,659           | 11,628          | 17,243          | 27.00%  |
| 11               | Karnataka                      | 21                            | 80            | 282           | 503           | 1,449           | 2,607           | 4,942           | 3.00%   |
| 12               | Kerala                         | 6                             | 14            | 54            | 43            | 179             | 839             | 1,135           | 2.00%   |
| 13               | Madhya Pradesh                 | 146                           | 293           | 1,009         | 1,104         | 2,076           | 8,083           | 12,711          | 20.00%  |
| 14               | Maharashtra                    | 32                            | 249           | 833           | 1,071         | 3,070           | 12,246          | 17,501          | 0.00%   |
| 15               | Manipur                        | 32                            | 120           | 352           | 248           | 1,466           | 5,450           | 7,668           | 31.00%  |
| 16               | Meghalaya                      | 65                            | 179           | 895           | 143           | 1,337           | 9,357           | 11,976          | 85.00%  |
| 17               | Mizoram                        | 69                            | 233           | 563           | 318           | 1,515           | 3,723           | 6,421           | 0.00%   |
| 18               | Nagaland                       | 122                           | 235           | 728           | 347           | 4,981           | 15,098          | 21,511          | 100.00%   |
| 19               | Odisha                         | 65                            | 255           | 613           | 660           | 1,257           | 13,171          | 16,021          | 23.00%  |
| 20               | Punjab                         | -                             | -             | -             | -             | 1               | 3               | 4               | 25.00%  |
| 21               | Rajasthan                      | 95                            | 168           | 299           | 633           | 2,019           | 9,749           | 12,963          | 12.00%  |
| 22               | Sikkim                         | 21                            | 22            | 35            | 142           | 103             | 420             | 743             | 38.00%  |
| 23               | Tamil Nadu                     | 3                             | 13            | 66            | -             | 303             | 664             | 1,049           | 1.00%   |
| 24               | Telangana                      | 35                            | 90            | 266           | 371           | 690             | 3,007           | 4,459           | 6.00%   |
| 25               | Tripura                        | 72                            | 55            | 292           | 205           | 635             | 4,388           | 5,647           | 31.00%  |
| 26               | Uttar Pradesh                  | 8                             | 16            | 94            | 18            | 405             | 2,383           | 2,924           | 2.00%   |
| 27               | Uttarakhand                    | 7                             | 16            | 27            | -             | 75              | 915             | 1,040           | 4.00%   |
| 28               | West Bengal                    | 28                            | 37            | 444           | 518           | -               | 5,989           | 7,016           | 6.00%   |
| 29               | A & N Islands                  | 2                             | 4             | 15            | 16            | 56              | 241             | 334             | 8.00%   |
| 30               | Chandigarh                     | -                             | -             | -             | -             | -               | -               | -               | 0.00%   |
| 31               | D & N Haveli and Daman and Diu | -                             | 2             | 6             | 2             | 34              | 171             | 215             | #   |
| 32               | Delhi                          | 19                            | 105           | 553           | 607           | 1,616           | 3,319           | 6,219           | 7.50%   |
| 33               | Jammu and Kashmir              | 52                            | 49            | 101           | 329           | 889             | 2,790           | 4,210           | 8.00%   |
| 34               | Ladakh                         | 12                            | 38            | 57            | 137           | 417             | 833             | 1,494           | 45.00%  |
| 35               | Lakshadweep                    | 1                             | 4             | 4             | 3             | 53              | 188             | 253             | 45.00%  |
| 36               | Puducherry                     | -                             | -             | -             | -             | -               | 1               | 1               | 1.00%   |
| <b>All India</b> |                                | <b>1,298</b>                  | <b>3,533</b>  | <b>10,685</b> | <b>13,142</b> | <b>38,530</b>   | <b>1,68,120</b> | <b>2,35,308</b> | <b>-</b>  |

#9% in Daman and Diu Distt. and 43% in Dadra and Nagra Haveli Distt.

TABLE 3.1.8 -- ACTUAL STRENGTH OF OTHER BACKWARD CLASSES STAFF IN STATES / UTs

AS ON 01.01.2021

| Sl. No.          | STATES/UTs                     | ASP/DY.SP/ASSTT. COM-MAN-DANT | INSPECTOR / RI | S.I./RSI      | A.S.I./ ARSI  | HEAD CON-STABLE | CONSTABLE       | TOTAL           | RESERVATION PERCENTAGE APPROVED BY STATE GOVT. |
|------------------|--------------------------------|-------------------------------|----------------|---------------|---------------|-----------------|-----------------|-----------------|--|
| (1)              | (2)                            | (3)                           | (4)            | (5)           | (6)           | (7)             | (8)             | (9)             | (10)   |
| 1                | Andhra Pradesh                 | 109                           | 434            | 1,512         | 1,753         | 6,465           | 20,766          | 31,039          | 25.00%   |
| 2                | Arunachal Pradesh              | -                             | -              | -             | -             | -               | 0               | -               | 0.00%  |
| 3                | Assam                          | 81                            | 235            | 938           | 734           | 2,987           | 16,417          | 21,392          | 27.00%   |
| 4                | Bihar                          | NA                            | 484            | 3,227         | 2,633         | 2,400           | 32,854          | 41,598          | 33.00%   |
| 5                | Chhattisgarh                   | 72                            | 197            | 365           | 571           | 1,827           | 12,054          | 15,086          | 14.00%   |
| 6                | Goa                            | -                             | 13             | 51            | 25            | 138             | 468             | 695             | 27.00%   |
| 7                | Gujarat                        | 46                            | 432            | 880           | 2,868         | 5,908           | 26,221          | 36,355          | 27.00%   |
| 8                | Haryana                        | 49                            | 200            | 732           | 1,380         | 2,500           | 9,857           | 14,718          | 27.00%   |
| 9                | Himachal Pradesh               | NA                            | 30             | 43            | 56            | 334             | 1,954           | 2,417           | 18.00%   |
| 10               | Jharkhand                      | 32                            | 228            | 1,450         | 1,523         | 2,159           | 10,270          | 15,662          | 14.00%   |
| 11               | Karnataka                      | 432                           | 1,151          | 1,735         | 4,586         | 13,906          | 22,779          | 44,589          | 32.00%   |
| 12               | Kerala                         | 120                           | 303            | 1,064         | 989           | 5,147           | 17,793          | 25,416          | 40.00%   |
| 13               | Madhya Pradesh                 | 71                            | 159            | 630           | 220           | 864             | 8,875           | 10,819          | 14.00%   |
| 14               | Maharashtra                    | 53                            | 791            | 2,538         | 1,657         | 4,886           | 20,018          | 29,943          | 19.00%   |
| 15               | Manipur                        | -                             | 6              | 65            | 42            | 119             | 1,006           | 1,238           | 17.00%   |
| 16               | Meghalaya                      | 4                             | 7              | 13            | 27            | 53              | 197             | 301             | @  |
| 17               | Mizoram                        | 1                             | 3              | 4             | 3             | 35              | 43              | 89              | 0.00%  |
| 18               | Nagaland                       | -                             | -              | 4             | 3             | 56              | 391             | 454             | 100.00%  |
| 19               | Odisha                         | 34                            | 288            | 600           | 378           | 1,341           | 11,472          | 14,113          | 11.00%   |
| 20               | Punjab                         | 64                            | 171            | 549           | 1,003         | 2,393           | 11,013          | 15,193          | 12.00%   |
| 21               | Rajasthan                      | -                             | 551            | 246           | 76            | 440             | 14,196          | 15,509          | 21.00%   |
| 22               | Sikkim                         | 14                            | 31             | 68            | 190           | 174             | 542             | 1,019           | 43.00%   |
| 23               | Tamil Nadu                     | 461                           | 2,078          | 8,128         | -             | 22,976          | 40,013          | 73,656          | 50.00%   |
| 24               | Telangana                      | 157                           | 824            | 1,707         | 1,718         | 2,981           | 18,626          | 26,013          | 29.00%   |
| 25               | Tripura                        | -                             | -              | -             | -             | -               | 0               | -               | 0.00%  |
| 26               | Uttar Pradesh                  | 162                           | 1,149          | 8,657         | 205           | 18,521          | 70,166          | 98,860          | 27.00%   |
| 27               | Uttarakhand                    | 8                             | 28             | 112           | -             | 81              | 2,127           | 2,356           | 14.00%   |
| 28               | West Bengal                    | 41                            | 74             | 1,169         | 842           | -               | 10,642          | 12,768          | 17.00%   |
| 29               | A & N Islands                  | 4                             | -              | 35            | 24            | -               | 468             | 531             | 38.00%   |
| 30               | Chandigarh                     | 6                             | 11             | 54            | 27            | 178             | 1,207           | 1,483           | 27.00%   |
| 31               | D & N Haveli and Daman and Diu | 1                             | 1              | 5             | 1             | 18              | 143             | 169             | #  |
| 32               | Delhi                          | 13                            | 131            | 819           | 42            | 4,195           | 15,381          | 20,581          | 27.00%   |
| 33               | Jammu and Kashmir              | 109                           | 15             | 38            | 76            | 188             | 607             | 1,033           | 1.00%  |
| 34               | Ladakh                         | -                             | 1              | -             | -             | -               | 52              | 53              | 0.00%  |
| 35               | Lakshadweep                    | -                             | -              | -             | -             | 3               | 3               | 6               | 0.00%  |
| 36               | Puducherry                     | -                             | 43             | 82            | 32            | 476             | 1,323           | 1,956           | 33.00%   |
| <b>All India</b> |                                | <b>2,144</b>                  | <b>10,069</b>  | <b>37,520</b> | <b>23,684</b> | <b>1,03,749</b> | <b>3,99,944</b> | <b>5,77,110</b> |  |

@ As per Govt. notification No. LL(B)146/2010/258 Dtd: 27/04/2018 there is no specific reservation approved for OBCs but they are included in the 15% reservation approved for others

# 27% in Daman and Diu Distt. and 5% in Dadra and Nagra Haveli Distt.

TABLE 3.1.9-- ACTUAL STRENGTH OF WOMAN IN CIVIL POLICE IN STATES/UTs

AS ON 01.01.2021

| SL. No.          | STATES/UTs                             | DGP/ SPL. DGP | ADDL. DGP | IGP       | DIG       | AIGP/SSP/ SP/ COM-MANDANT | ADDL. SP/ Dy. COM-MANDANT | ASP/DY.SP/ ASSTT. COMMAN-DANT | INS-PEC-TOR / RI | S.I./ RSI     | A.S.I./ ARSI | HEAD CONSTA-BLE | CONSTA-BLE      | OTHERS IF ANY | TOTAL           |
|------------------|--|---------------|-----------|-----------|-----------|---------------------------|---------------------------|-------------------------------|------------------|---------------|--------------|-----------------|-----------------|---------------|-----------------|
| (1)              | (2)                                    | (3)           | (4)       | (5)       | (6)       | (7)                       | (8)                       | (9)                           | (10)             | (11)          | (12)         | (13)            | (14)            | (15)          | (16)            |
| 1                | Andhra Pradesh                         | 1             | 2         | 1         | 2         | 9                         | 18                        | 26                            | 19               | 238           | 213          | 310             | 2,668           | 0             | 3,507           |
| 2                | Arunachal Pradesh                      | 0             | 0         | 0         | 0         | 3                         | 0                         | 3                             | 11               | 28            | 15           | 36              | 795             | 39            | 930             |
| 3                | Assam                                  | 0             | 0         | 0         | 1         | 8                         | 7                         | 29                            | 17               | 129           | 29           | 58              | 3,310           | 13            | 3,601           |
| 4                | Bihar                                  | 1             | 1         | 1         | 3         | 12                        | 0                         | 30                            | 21               | 902           | 217          | 11              | 2,325           | 0             | 3,524           |
| 5                | Chhattisgarh                           | 0             | 0         | 0         | 2         | 5                         | 18                        | 54                            | 97               | 70            | 71           | 273             | 2,742           | 346           | 3,678           |
| 6                | Goa                                    | 0             | 0         | 0         | 0         | 0                         | 0                         | 4                             | 4                | 42            | 83           | 96              | 318             | 85            | 632             |
| 7                | Gujarat                                | 0             | 1         | 2         | 0         | 13                        | 0                         | 26                            | 89               | 426           | 756          | 1,059           | 7,676           | 0             | 10,048          |
| 8                | Haryana                                | 0             | 2         | 2         | 0         | 7                         | 0                         | 13                            | 84               | 271           | 601          | 767             | 2,953           | 0             | 4,700           |
| 9                | Himachal Pradesh                       | 0             | 0         | 1         | 1         | 10                        | 1                         | 7                             | 16               | 20            | 36           | 74              | 1,196           | 0             | 1,362           |
| 10               | Jharkhand                              | 0             | 1         | 2         | 1         | 7                         | 2                         | 13                            | 43               | 251           | 220          | 190             | 1,259           | 121           | 2,110           |
| 11               | Karnataka                              | 0             | 1         | 2         | 0         | 37                        | 0                         | 30                            | 66               | 600           | 233          | 1,291           | 5,360           | 0             | 7,620           |
| 12               | Kerala                                 | 0             | 0         | 1         | 0         | 7                         | 0                         | 1                             | 26               | 130           | -            | 84              | 3,175           | 0             | 3,424           |
| 13               | Madhya Pradesh                         | 1             | 3         | 1         | 3         | 12                        | 45                        | 125                           | 178              | 987           | 208          | 386             | 3,847           | 0             | 5,796           |
| 14               | Maharashtra                            | 1             | 2         | 1         | 3         | 39                        | 9                         | 65                            | 367              | 1,531         | 305          | 1,989           | 20,382          | 0             | 24,694          |
| 15               | Manipur                                | 0             | 0         | 0         | 0         | 8                         | 7                         | 6                             | 5                | 69            | 87           | 145             | 1,046           | 0             | 1,373           |
| 16               | Meghalaya                              | 0             | 1         | 0         | 0         | 3                         | 1                         | 4                             | 14               | 80            | 9            | 34              | 287             | 0             | 433             |
| 17               | Mizoram                                | 0             | 0         | 0         | 0         | 2                         | 0                         | 7                             | 52               | 106           | 54           | 155             | 142             | 0             | 518             |
| 18               | Nagaland                               | 0             | 0         | 0         | 0         | 0                         | 0                         | 0                             | 0                | 44            | 50           | 36              | 636             | 0             | 766             |
| 19               | Odisha                                 | 0             | 0         | 3         | 1         | 2                         | 3                         | 18                            | 284              | 505           | 170          | 11              | 3,165           | 0             | 4,162           |
| 20               | Punjab                                 | 0             | 4         | 1         | 0         | 21                        | 0                         | 21                            | 86               | 367           | 85           | 432             | 5,334           | 344           | 6,695           |
| 21               | Rajasthan                              | 0             | 5         | 2         | 4         | 14                        | 36                        | 44                            | 112              | 185           | 96           | 424             | 6,742           | 0             | 7,664           |
| 22               | Sikkim                                 | 0             | 0         | 1         | 0         | 4                         | 5                         | 9                             | 9                | 15            | 7            | 51              | 358             | 3             | 462             |
| 23               | Tamil Nadu                             | 0             | 1         | 5         | 15        | 27                        | 17                        | 21                            | 1,035            | 970           | -            | 4,464           | 9,743           | 376           | 16,674          |
| 24               | Telangana                              | 0             | 5         | 2         | 1         | 15                        | 19                        | 4                             | 48               | 453           | 152          | 162             | 2,413           | 0             | 3,274           |
| 25               | Tripura                                | 0             | 0         | 0         | 0         | 4                         | 0                         | 7                             | 5                | 68            | 23           | 42              | 973             | 0             | 1,122           |
| 26               | Uttar Pradesh                          | 0             | 4         | 2         | 5         | 20                        | 17                        | 59                            | 221              | 2,472         | 98           | 2,737           | 23,691          | 103           | 29,429          |
| 27               | Uttarakhand                            | 0             | 0         | 0         | 2         | 5                         | 2                         | 9                             | 23               | 258           | -            | 57              | 1,903           | 0             | 2,259           |
| 28               | West Bengal                            | 1             | 2         | 2         | 7         | 17                        | 9                         | 42                            | 59               | 501           | 396          | -               | 8,532           | 0             | 9,568           |
| 29               | A & N Islands                          | 0             | 0         | 0         | 0         | 1                         | 0                         | 0                             | 10               | 16            | 25           | 42              | 370             | 19            | 483             |
| 30               | Chandigarh                             | 0             | 0         | 0         | 0         | 2                         | 0                         | 5                             | 14               | 13            | 3            | 56              | 1,048           | 29            | 1,170           |
| 31               | D & N Have-<br>li and Daman<br>and Diu | 0             | 0         | 0         | 0         | 0                         | 0                         | 0                             | 0                | 9             | -            | 11              | 82              | 2             | 104             |
| 32               | Delhi                                  | 0             | 2         | 2         | 2         | 10                        | 1                         | 31                            | 106              | 942           | 634          | 671             | 6,933           | 250           | 9,584           |
| 33               | Jammu and<br>Kashmir                   | 0             | 0         | 0         | 0         | 0                         | 16                        | 34                            | 42               | 58            | 15           | 188             | 564             | 171           | 1,088           |
| 34               | Ladakh                                 | 0             | 0         | 0         | 0         | 0                         | 0                         | 0                             | 1                | -             | 1            | 8               | 67              | 0             | 77              |
| 35               | Lakshadweep                            | 0             | 0         | 0         | 0         | 0                         | 0                         | 0                             | 0                | -             | -            | 7               | 21              | 0             | 28              |
| 36               | Puduchery                              | 0             | 0         | 0         | 0         | 4                         | 0                         | 0                             | 0                | 10            | -            | 40              | 151             | 0             | 205             |
| <b>All India</b> |  | <b>5</b>      | <b>37</b> | <b>34</b> | <b>53</b> | <b>328</b>                | <b>233</b>                | <b>747</b>                    | <b>3,164</b>     | <b>12,766</b> | <b>4,892</b> | <b>16,397</b>   | <b>1,32,207</b> | <b>1,901</b>  | <b>1,72,764</b> |

TABLE 3.1.10 (A)– ACTUAL STRENGTH OF WOMAN IN DISTRICT ARMED RESERVE (DAR) POLICE IN STATES/UTs

AS ON 01.01.2021

| Sl. No. | STATES/UTs                      | AIGP/SSP / SP/ COM-MANDANT | ADDL. SP/ DY. COM-MANDANT | ASP/DY.SP / ASSTT. COM-MANDANT | INSPEC-TOR/RI | S.I./ RSI  | A.S.I./ ARSI | HEAD CON-STABLE | CONSTA-BLE    | OTH-ERS IF ANY | TOTAL         |
|---------|---------------------------------|----------------------------|---------------------------|--------------------------------|---------------|------------|--------------|-----------------|---------------|----------------|---------------|
| (1)     | (2)                             | (3)                        | (4)                       | (5)                            | (6)           | (7)        | (8)          | (9)             | (10)          | (11)           | (12)          |
| 1       | Andhra Pradesh                  | 0                          | 0                         | 0                              | 1             | 17         | 1            | 29              | 257           | 0              | 305           |
| 2       | Arunachal Pradesh               | 0                          | 0                         | 0                              | 0             | 0          | 0            | 0               | 0             | 0              | 0             |
| 3       | Assam                           | 0                          | 0                         | 0                              | 2             | 1          | 0            | 15              | 354           | 7              | 379           |
| 4       | Bihar                           | 0                          | 0                         | 0                              | 11            | 18         | 0            | 121             | 7,695         | 0              | 7,845         |
| 5       | Chhattisgarh                    | 0                          | 0                         | 0                              | 0             | 0          | 0            | 0               | 0             | 0              | 0             |
| 6       | Goa                             | NA                         | NA                        | NA                             | NA            | NA         | NA           | NA              | NA            | NA             | 0             |
| 7       | Gujarat                         | 0                          | 0                         | 0                              | 0             | 0          | 0            | 0               | 4,232         | 0              | 4,232         |
| 8       | Haryana                         | 0                          | 0                         | 0                              | 0             | 0          | 0            | 0               | 0             | 0              | 0             |
| 9       | Himachal Pradesh                | 0                          | 0                         | 0                              | 0             | 0          | 0            | 0               | 0             | 0              | 0             |
| 10      | Jharkhand                       | 0                          | 0                         | 0                              | 0             | 0          | 0            | 0               | 0             | 0              | 0             |
| 11      | Karnataka                       | 0                          | 0                         | 0                              | 0             | 0          | 0            | 0               | 0             | 0              | 0             |
| 12      | Kerala                          | 0                          | 0                         | 0                              | 0             | 0          | 0            | 0               | 0             | 0              | 0             |
| 13      | Madhya Pradesh                  | NA                         | NA                        | NA                             | NA            | NA         | NA           | NA              | NA            | NA             | 0             |
| 14      | Maharashtra                     | 4                          | 0                         | 0                              | 1             | 2          | 56           | 372             | 3,672         | 0              | 4,107         |
| 15      | Manipur                         | 0                          | 0                         | 0                              | 0             | 0          | 0            | 0               | 0             | 0              | 0             |
| 16      | Meghalaya                       | 0                          | 0                         | 0                              | 0             | 0          | 0            | 0               | 55            | 0              | 55            |
| 17      | Mizoram                         | 0                          | 0                         | 0                              | 0             | 0          | 0            | 0               | 0             | 0              | 0             |
| 18      | Nagaland                        | 3                          | 0                         | 1                              | 236           | 0          | 0            | 0               | 75            | 0              | 315           |
| 19      | Odisha                          | 0                          | 0                         | 0                              | 0             | 1          | 0            | 71              | 1,415         | 0              | 1,487         |
| 20      | Punjab                          | 0                          | 0                         | 0                              | 0             | 0          | 0            | 0               | 0             | 0              | 0             |
| 21      | Rajasthan                       | 0                          | 0                         | 0                              | 0             | 0          | 0            | 0               | 0             | 0              | 0             |
| 22      | Sikkim                          | 0                          | 0                         | 0                              | 0             | 0          | 0            | 0               | 0             | 0              | 0             |
| 23      | Tamil Nadu                      | 0                          | 0                         | 0                              | 14            | 38         | 0            | 411             | 5,278         | 70             | 5,811         |
| 24      | Telangana                       | 0                          | 0                         | 0                              | 10            | 61         | 62           | 118             | 1,217         | 0              | 1,468         |
| 25      | Tripura                         | 0                          | 0                         | 0                              | 0             | 3          | 0            | 11              | 13            | 16             | 43            |
| 26      | Uttar Pradesh                   | 0                          | 0                         | 0                              | 0             | 0          | 0            | 0               | 0             | 0              | 0             |
| 27      | Uttarakhand                     | 0                          | 3                         | 0                              | 0             | 0          | 0            | 0               | 0             | 0              | 3             |
| 28      | West Bengal                     | 0                          | 0                         | 0                              | 0             | 0          | 19           | 0               | 0             | 0              | 19            |
| 29      | A & N Islands                   | 0                          | 0                         | 0                              | 3             | 1          | 0            | 5               | 32            | 14             | 55            |
| 30      | Chandigarh                      | 0                          | 0                         | 0                              | 0             | 0          | 0            | 0               | 0             | 0              | 0             |
| 31      | D & N Have-li and Daman and Diu | 0                          | 0                         | 0                              | 0             | 0          | 0            | 0               | 0             | 0              | 0             |
| 32      | Delhi                           | 0                          | 0                         | 0                              | 0             | 0          | 0            | 0               | 0             | 0              | 0             |
| 33      | Jammu and Kashmir               | NA                         | NA                        | NA                             | NA            | NA         | NA           | NA              | NA            | NA             | 0             |
| 34      | Ladakh                          | 0                          | 0                         | 0                              | 0             | 0          | 0            | 0               | 0             | 0              | 0             |
| 35      | Lakshadweep                     | 0                          | 0                         | 0                              | 0             | 0          | 0            | 0               | 0             | 0              | 0             |
| 36      | Puducherry                      | 0                          | 0                         | 0                              | 0             | 0          | 0            | 0               | 0             | 0              | 0             |
|         | <b>All India</b>                | <b>7</b>                   | <b>3</b>                  | <b>1</b>                       | <b>278</b>    | <b>142</b> | <b>138</b>   | <b>1,153</b>    | <b>24,295</b> | <b>107</b>     | <b>26,124</b> |

TABLE 3.1.10 (B)– ACTUAL STRENGTH OF WOMAN IN SPECIAL ARMED POLICE BATTALION IN STATES/UTs

AS ON 01.01.2021

| Sl. No. | STATES/UTs                          | DGP / SPL. DGP | ADDL. DGP | IGP      | DIG      | AIGP/SSP/ SP/ COM-MANDANT | ADDL. SP/ Dy. COMMAN-DANT | ASP/ DY.SP/ ASSTT. COMMAN-DANT | INSPECTOR /RI | S.I./ RSI  | A.S.I./ ARSI | HEAD CONSTA-BLE | CON-STABLE   | OTH-ERS IF ANY | TOTAL         |
|---------|-------------------------------------|----------------|-----------|----------|----------|---------------------------|---------------------------|--------------------------------|---------------|------------|--------------|-----------------|--------------|----------------|---------------|
| (1)     | (2)                                 | (3)            | (4)       | (5)      | (6)      | (7)                       | (8)                       | (9)                            | (10)          | (11)       | (12)         | (13)            | (14)         | (15)           | (16)          |
| 1       | Andhra Pradesh                      | 0              | 0         | 0        | 0        | 0                         | 0                         | 0                              | 0             | 0          | 0            | 0               | 0            | 0              | 0             |
| 2       | Arunachal Pradesh                   | 0              | 0         | 0        | 0        | 0                         | 0                         | 0                              | 0             | 2          | 0            | 2               | 48           | 0              | 52            |
| 3       | Assam                               | 0              | 0         | 0        | 0        | 1                         | 5                         | 6                              | 10            | 3          | 2            | 9               | 726          | 5              | 767           |
| 4       | Bihar                               | 0              | 0         | 0        | 0        | 3                         | 1                         | 2                              | 0             | 0          | 0            | 0               | 2,738        | 6              | 2,750         |
| 5       | Chhattisgarh                        | 0              | 0         | 0        | 0        | 0                         | 4                         | 4                              | 8             | 14         | 25           | 10              | 9            | 0              | 74            |
| 6       | Goa                                 | 0              | 0         | 0        | 0        | 0                         | 0                         | 0                              | 0             | 0          | 3            | 2               | 0            | 0              | 5             |
| 7       | Gujarat                             | 0              | 0         | 0        | 0        | 4                         | 0                         | 0                              | 2             | 9          | 0            | 0               | 423          | 0              | 438           |
| 8       | Haryana                             | 0              | 0         | 0        | 0        | 1                         | 0                         | 0                              | 4             | 6          | 0            | 0               | 0            | 0              | 11            |
| 9       | Himachal Pradesh                    | 0              | 0         | 0        | 0        | 1                         | 0                         | 0                              | 0             | 1          | 4            | 3               | 45           | 0              | 54            |
| 10      | Jharkhand                           | 0              | 0         | 0        | 0        | 1                         | 0                         | 4                              | 0             | 0          | 9            | 145             | 777          | 69             | 1,005         |
| 11      | Karnataka                           | 0              | 0         | 0        | 0        | 0                         | 0                         | 0                              | 0             | 6          | 0            | 0               | 124          | 0              | 130           |
| 12      | Kerala                              | 0              | 0         | 0        | 0        | 1                         | 0                         | 0                              | 0             | 0          | 0            | 8               | 580          | 0              | 589           |
| 13      | Madhya Pradesh                      | 0              | 0         | 0        | 0        | 3                         | 5                         | 10                             | 2             | 6          | 7            | 37              | 61           | 0              | 131           |
| 14      | Maharashtra                         | NA             | 1         | NA       | NA       | NA                        | NA                        | NA                             | NA            | NA         | NA           | NA              | NA           | NA             | 1             |
| 15      | Manipur                             | 0              | 0         | 1        | 2        | 3                         | 6                         | 0                              | 7             | 3          | 11           | 83              | 519          | 0              | 635           |
| 16      | Meghalaya                           | 0              | 0         | 0        | 0        | 1                         | 1                         | 3                              | 0             | 10         | 0            | 0               | 272          | 0              | 287           |
| 17      | Mizoram                             | 0              | 0         | 0        | 0        | 1                         | 0                         | 0                              | 4             | 12         | 3            | 0               | 0            | 0              | 20            |
| 18      | Nagaland                            | 0              | 0         | 0        | 0        | 1                         | 3                         | 5                              | 2             | 24         | 0            | 216             | 679          | 0              | 930           |
| 19      | Odisha                              | 0              | 0         | 0        | 0        | 0                         | 0                         | 0                              | 0             | 0          | 0            | 0               | 198          | 0              | 198           |
| 20      | Punjab                              | 0              | 0         | 0        | 0        | 1                         | 0                         | 10                             | 0             | 7          | 1            | 2               | 121          | 53             | 195           |
| 21      | Rajasthan                           | 0              | 0         | 0        | 0        | 0                         | 1                         | 0                              | 8             | 5          | 0            | 13              | 567          | 0              | 594           |
| 22      | Sikkim                              | 0              | 0         | 0        | 0        | 0                         | 0                         | 0                              | 0             | 0          | 0            | 0               | 0            | 0              | 0             |
| 23      | Tamil Nadu                          | 0              | 0         | 0        | 0        | 0                         | 0                         | 3                              | 11            | 119        | 0            | 261             | 78           | 45             | 517           |
| 24      | Telangana                           | 0              | 0         | 0        | 0        | 0                         | 0                         | 0                              | 0             | 0          | 0            | 0               | 0            | 0              | 0             |
| 25      | Tripura                             | 0              | 0         | 0        | 0        | 0                         | 0                         | 0                              | 0             | 0          | 0            | 0               | 0            | 0              | 0             |
| 26      | Uttar Pradesh                       | 0              | 0         | 0        | 0        | 0                         | 2                         | 4                              | 0             | 0          | 0            | 0               | 0            | 0              | 6             |
| 27      | Uttarakhand                         | 0              | 0         | 0        | 0        | 0                         | 1                         | 0                              | 0             | 17         | 0            | 30              | 273          | 0              | 321           |
| 28      | West Bengal                         | 0              | 0         | 1        | 1        | 0                         | 3                         | 1                              | 0             | 2          | 0            | 0               | 31           | 0              | 39            |
| 29      | A & N Islands                       | 0              | 0         | 0        | 0        | 0                         | 0                         | 0                              | 0             | 0          | 0            | 0               | 0            | 0              | 0             |
| 30      | Chandigarh                          | 0              | 0         | 0        | 0        | 0                         | 0                         | 0                              | 0             | 0          | 0            | 0               | 0            | 0              | 0             |
| 31      | D & N Have-liand and Dam-an and Diu | 0              | 0         | 0        | 0        | 0                         | 0                         | 0                              | 0             | 0          | 0            | 0               | 0            | 0              | 0             |
| 32      | Delhi                               | 0              | 0         | 0        | 0        | 2                         | 0                         | 4                              | 5             | 33         | 8            | 10              | 467          | 25             | 554           |
| 33      | Jammu and Kashmir                   | 0              | 0         | 0        | 0        | 0                         | 7                         | 9                              | 19            | 11         | 0            | 372             | 932          | 253            | 1,603         |
| 34      | Ladakh                              | 0              | 0         | 0        | 0        | 0                         | 0                         | 0                              | 0             | 0          | 0            | 0               | 0            | 0              | 0             |
| 35      | Lakshadweep                         | 0              | 0         | 0        | 0        | 0                         | 0                         | 0                              | 0             | 0          | 0            | 0               | 0            | 0              | 0             |
| 36      | Puducherry                          | 0              | 0         | 0        | 0        | 0                         | 0                         | 0                              | 0             | 2          | 0            | 6               | 45           | 0              | 53            |
|         | <b>All India</b>                    | <b>0</b>       | <b>1</b>  | <b>2</b> | <b>3</b> | <b>24</b>                 | <b>39</b>                 | <b>65</b>                      | <b>82</b>     | <b>292</b> | <b>73</b>    | <b>1,209</b>    | <b>9,713</b> | <b>456</b>     | <b>11,959</b> |



TABLE 3.1.10 (C) – ACTUAL STRENGTH OF WOMAN OF DIFFERENT RANKS IN IRB POLICE IN STATES/UTs

AS ON 01.01.2021

| SL. No. | STATES/UTs                     | DGP/SPL.DGP | ADDL.DGP | IGP      | DIG      | AIGP/SSP/SP/COMMAN-DANT | ADDL. SP/DY. COMMAN-DANT | ASP/DY.SP/ASSTT. COM-MANDANT |
|---------|--------------------------------|-------------|----------|----------|----------|-------------------------|--------------------------|------------------------------|
| (1)     | (2)                            | (3)         | (4)      | (5)      | (6)      | (7)                     | (8)                      | (9)                          |
| 1       | Andhra Pradesh                 | 0           | 0        | 0        | 0        | 0                       | 0                        | 0                            |
| 2       | Arunachal Pradesh              | 0           | 0        | 0        | 0        | 0                       | 0                        | 0                            |
| 3       | Assam                          | 0           | 0        | 0        | 0        | 0                       | 0                        | 1                            |
| 4       | Bihar                          | 0           | 0        | 0        | 0        | 0                       | 0                        | 0                            |
| 5       | Chhattisgarh                   | 0           | 0        | 0        | 0        | 1                       | 2                        | 3                            |
| 6       | Goa                            | 0           | 0        | 0        | 0        | 0                       | 0                        | 0                            |
| 7       | Gujarat                        | NP          | NA       | NA       | NA       | NA                      | NA                       | NA                           |
| 8       | Haryana                        | 0           | 0        | 0        | 0        | 1                       | 0                        | 1                            |
| 9       | Himachal Pradesh               | 0           | 0        | 0        | 0        | 4                       | 0                        | 2                            |
| 10      | Jharkhand                      | 0           | 0        | 0        | 0        | 0                       | 0                        | 0                            |
| 11      | Karnataka                      | 0           | 0        | 0        | 0        | 0                       | 0                        | 0                            |
| 12      | Kerala                         | 0           | 0        | 0        | 0        | 0                       | 0                        | 0                            |
| 13      | Madhya Pradesh                 | 0           | 0        | 0        | 0        | 0                       | 0                        | 0                            |
| 14      | Maharashtra                    | NA          | NA       | NA       | NA       | NA                      | NA                       | NA                           |
| 15      | Manipur                        | 0           | 0        | 0        | 0        | 1                       | 4                        | 0                            |
| 16      | Meghalaya                      | 0           | 0        | 0        | 0        | 0                       | 0                        | 3                            |
| 17      | Mizoram                        | 0           | 0        | 0        | 0        | 0                       | 0                        | 3                            |
| 18      | Nagaland                       | 0           | 0        | 0        | 0        | 0                       | 0                        | 0                            |
| 19      | Odisha                         | 0           | 0        | 0        | 0        | 0                       | 0                        | 0                            |
| 20      | Punjab                         | 0           | 0        | 0        | 0        | 1                       | 2                        | 0                            |
| 21      | Rajasthan                      | 0           | 0        | 0        | 0        | 2                       | 0                        | 1                            |
| 22      | Sikkim                         | 0           | 0        | 0        | 0        | 0                       | 0                        | 0                            |
| 23      | Tamil Nadu                     | 0           | 0        | 0        | 0        | 0                       | 0                        | 0                            |
| 24      | Telangana                      | 0           | 0        | 0        | 0        | 0                       | 0                        | 0                            |
| 25      | Tripura                        | 0           | 0        | 0        | 0        | 0                       | 0                        | 0                            |
| 26      | Uttar Pradesh                  | 0           | 0        | 0        | 0        | 0                       | 0                        | 0                            |
| 27      | Uttarakhand                    | 0           | 0        | 0        | 0        | 1                       | 1                        | 1                            |
| 28      | West Bengal                    | 0           | 0        | 0        | 0        | 0                       | 0                        | 1                            |
| 29      | A & N Islands                  | 0           | 0        | 0        | 0        | 0                       | 0                        | 0                            |
| 30      | Chandigarh                     | 0           | 0        | 0        | 0        | 0                       | 0                        | 0                            |
| 31      | D & N Haveli and Daman and Diu | 0           | 0        | 0        | 0        | 0                       | 0                        | 0                            |
| 32      | Delhi                          | 0           | 0        | 0        | 0        | 0                       | 0                        | 0                            |
| 33      | Jammu and Kash-<br>mir         | NA          | NA       | NA       | NA       | NA                      | NA                       | NA                           |
| 34      | Ladakh                         | 0           | 0        | 0        | 0        | 0                       | 0                        | 1                            |
| 35      | Lakshadweep                    | 0           | 0        | 0        | 0        | 0                       | 0                        | 0                            |
| 36      | Puducherry                     | 0           | 0        | 0        | 0        | 0                       | 0                        | 0                            |
|         | <b>All India</b>               | <b>0</b>    | <b>0</b> | <b>0</b> | <b>0</b> | <b>11</b>               | <b>9</b>                 | <b>17</b>                    |

**TABLE 3.1.10 (C) -- CONTINUED...**

| Sl. No. | STATES/UTs                     | INSPECTOR/RI | S.I./RSI  | A.S.I./ ARSI | HEAD CON-STABLE | CONSTABLE    | OTHERS IF ANY | TOTAL        |
|---------|--------------------------------|--------------|-----------|--------------|-----------------|--------------|---------------|--------------|
| (1)     | (2)                            | (10)         | (11)      | (12)         | (13)            | (14)         | (15)          | (16)         |
| 1       | Andhra Pradesh                 | 0            | 0         | 0            | 0               | 0            | 0             | 0            |
| 2       | Arunachal Pradesh              | 0            | 2         | 0            | 1               | 53           | 0             | 56           |
| 3       | Assam                          | 0            | 0         | 0            | 0               | 322          | 0             | 323          |
| 4       | Bihar                          | 0            | 0         | 0            | 0               | 324          | 4             | 328          |
| 5       | Chhattisgarh                   | 0            | 2         | 6            | 2               | 457          | 0             | 473          |
| 6       | Goa                            | 1            | 2         | 0            | 74              | 113          | 34            | 224          |
| 7       | Gujarat                        | NA           | NA        | NA           | NA              | NA           | NA            | 0            |
| 8       | Haryana                        | 0            | 0         | 0            | 0               | 0            | 0             | 2            |
| 9       | Himachal Pradesh               | 2            | 2         | 4            | 20              | 911          | 0             | 945          |
| 10      | Jharkhand                      | 0            | 0         | 0            | 0               | 1,025        | 60            | 1,085        |
| 11      | Karnataka                      | 0            | 0         | 0            | 0               | 0            | 0             | 0            |
| 12      | Kerala                         | 0            | 0         | 0            | 0               | 0            | 0             | 0            |
| 13      | Madhya Pradesh                 | 0            | 0         | 0            | 0               | 0            | 0             | 0            |
| 14      | Maharashtra                    | NA           | NA        | NA           | NA              | NA           | NA            | 0            |
| 15      | Manipur                        | 7            | 3         | 11           | 83              | 519          | 0             | 628          |
| 16      | Meghalaya                      | 3            | 0         | 3            | 0               | 62           | 3             | 74           |
| 17      | Mizoram                        | 4            | 9         | 3            | 0               | 0            | 0             | 19           |
| 18      | Nagaland                       | 0            | 21        | 0            | 205             | 588          | 128           | 942          |
| 19      | Odisha                         | 0            | 0         | 0            | 0               | 0            | 0             | 0            |
| 20      | Punjab                         | 1            | 7         | 1            | 4               | 73           | 26            | 115          |
| 21      | Rajasthan                      | 4            | 5         | 0            | 51              | 513          | 0             | 576          |
| 22      | Sikkim                         | 0            | 0         | 0            | 0               | 0            | 0             | 0            |
| 23      | Tamil Nadu                     | 0            | 0         | 0            | 3               | 1            | 0             | 4            |
| 24      | Telangana                      | 0            | 0         | 0            | 0               | 0            | 0             | 0            |
| 25      | Tripura                        | 0            | 0         | 0            | 0               | 0            | 0             | 0            |
| 26      | Uttar Pradesh                  | 0            | 0         | 0            | 0               | 0            | 0             | 0            |
| 27      | Uttarakhand                    | 0            | 0         | 0            | 0               | 0            | 0             | 3            |
| 28      | West Bengal                    | 0            | 0         | 0            | 0               | 0            | 0             | 1            |
| 29      | A & N Islands                  | 0            | 0         | 0            | 0               | 0            | 1             | 1            |
| 30      | Chandigarh                     | 0            | 0         | 2            | 2               | 140          | 5             | 149          |
| 31      | D & N Haveli and Daman and Diu | 0            | 0         | 0            | 0               | 0            | 0             | 0            |
| 32      | Delhi                          | 0            | 0         | 0            | 0               | 0            | 0             | 0            |
| 33      | Jammu and Kash-mir             | NA           | NA        | NA           | NA              | NA           | NA            | 0            |
| 34      | Ladakh                         | 2            | 8         | 0            | 23              | 194          | 3             | 231          |
| 35      | Lakshadweep                    | 0            | 0         | 0            | 0               | 0            | 0             | 0            |
| 36      | Puducherry                     | 0            | 0         | 0            | 0               | 0            | 0             | 0            |
|         | <b>All India</b>               | <b>24</b>    | <b>61</b> | <b>30</b>    | <b>468</b>      | <b>5,295</b> | <b>264</b>    | <b>6,179</b> |

TABLE 3.1.10 (D) – ACTUAL (A) STRENGTH OF WOMAN OF DIFFERENT RANKS IN COMMANDO BATTALIONS IN STATES/UTs

AS ON 01.01.2021

| SL. No. | STATES/UTs                    | DGP/ SPL DG/ ADGP | IGP      | DIG      | AIGP/SSP / SP / COM-MANDANT | ADDL. SP/DY. COMMANDANT | ASP/DY.SP/ ASSTT. COMMANDANT |
|---------|-------------------------------|-------------------|----------|----------|-----------------------------|-------------------------|------------------------------|
| (1)     | (2)                           | (3)               | (4)      | (5)      | (6)                         | (7)                     | (8)                          |
| 1       | Andhra Pradesh                | 0                 | 0        | 0        | 0                           | 0                       | 0                            |
| 2       | Arunachal Pradesh             | 0                 | 0        | 0        | 0                           | 0                       | 0                            |
| 3       | Assam                         | 0                 | 0        | 0        | 0                           | 0                       | 2                            |
| 4       | Bihar                         | N/A               | N/A      | N/A      | N/A                         | N/A                     | N/A                          |
| 5       | Chhattisgarh                  | 0                 | 0        | 0        | 0                           | 0                       | 0                            |
| 6       | Goa                           | NA                | NA       | NA       | NA                          | NA                      | NA                           |
| 7       | Gujarat                       | 0                 | 0        | 0        | 0                           | 0                       | 0                            |
| 8       | Haryana                       | 0                 | 0        | 0        | 0                           | 0                       | 0                            |
| 9       | Himachal Pradesh              | NA                | NA       | NA       | NA                          | NA                      | NA                           |
| 10      | Jharkhand                     | 0                 | 0        | 0        | 0                           | 0                       | 0                            |
| 11      | Karnataka                     | 0                 | 0        | 0        | 0                           | 0                       | 0                            |
| 12      | Kerala                        | 0                 | 0        | 0        | 0                           | 0                       | 0                            |
| 13      | Madhya Pradesh                | 0                 | 0        | 0        | 0                           | 0                       | 0                            |
| 14      | Maharashtra                   | NA                | NA       | NA       | NA                          | NA                      | NA                           |
| 15      | Manipur                       | 0                 | 0        | 0        | 0                           | 0                       | 0                            |
| 16      | Meghalaya                     | 0                 | 0        | 0        | 0                           | 1                       | 2                            |
| 17      | Mizoram                       | 0                 | 0        | 0        | 0                           | 0                       | 0                            |
| 18      | Nagaland                      | 0                 | 0        | 0        | 0                           | 0                       | 0                            |
| 19      | Odisha                        | 0                 | 0        | 0        | 0                           | 0                       | 0                            |
| 20      | Punjab                        | 0                 | 0        | 0        | 0                           | 0                       | 1                            |
| 21      | Rajasthan                     | 0                 | 0        | 0        | 0                           | 0                       | 0                            |
| 22      | Sikkim                        | 0                 | 0        | 0        | 0                           | 0                       | 0                            |
| 23      | Tamil Nadu                    | 0                 | 0        | 0        | 0                           | 0                       | 0                            |
| 24      | Telangana                     | 0                 | 0        | 0        | 0                           | 0                       | 0                            |
| 25      | Tripura                       | 0                 | 0        | 0        | 0                           | 0                       | 0                            |
| 26      | Uttar Pradesh                 | 0                 | 0        | 0        | 0                           | 0                       | 0                            |
| 27      | Uttarakhand                   | 0                 | 0        | 0        | 0                           | 0                       | 0                            |
| 28      | West Bengal                   | 0                 | 0        | 0        | 0                           | 0                       | 0                            |
| 29      | A & N Islands                 | 0                 | 0        | 0        | 0                           | 0                       | 0                            |
| 30      | Chandigarh                    | 0                 | 0        | 0        | 0                           | 0                       | 0                            |
| 31      | D & N Haveliand Daman and Diu | 0                 | 0        | 0        | 0                           | 0                       | 0                            |
| 32      | Delhi                         | 0                 | 0        | 0        | 0                           | 0                       | 0                            |
| 33      | Jammu and Kashmir             | NA                | NA       | NA       | NA                          | NA                      | NA                           |
| 34      | Ladakh                        | 0                 | 0        | 0        | 0                           | 0                       | 0                            |
| 35      | Lakshadweep                   | 0                 | 0        | 0        | 0                           | 0                       | 0                            |
| 36      | Puducherry                    | 0                 | 0        | 0        | 0                           | 0                       | 0                            |
|         | <b>All India</b>              | <b>0</b>          | <b>0</b> | <b>0</b> | <b>0</b>                    | <b>1</b>                | <b>5</b>                     |

**TABLE 3.1.10 (D) -- CONTINUED...**

| Sl. No. | STATES/UTs                    | INSPECTOR /RI | S.I./RSI  | A.S.I. / ARSI | HEAD CON-STABLE | CONSTABLE  | OTHERS IF ANY | TOTAL      |
|---------|-------------------------------|---------------|-----------|---------------|-----------------|------------|---------------|------------|
| (1)     | (2)                           | (9)           | (10)      | (11)          | (12)            | (13)       | (14)          | (15)       |
| 1       | Andhra Pradesh                | 0             | 0         | 0             | 0               | 0          | 0             | 0          |
| 2       | Arunachal Pradesh             | 0             | 0         | 0             | 0               | 0          | 0             | 0          |
| 3       | Assam                         | 1             | 0         | 0             | 0               | 1          | 0             | 4          |
| 4       | Bihar                         | N/A           | N/A       | N/A           | N/A             | N/A        | N/A           | 0          |
| 5       | Chhattisgarh                  | 0             | 0         | 0             | 0               | 0          | 0             | 0          |
| 6       | Goa                           | NA            | NA        | NA            | NA              | NA         | NA            | 0          |
| 7       | Gujarat                       | 0             | 0         | 0             | 0               | 0          | 0             | 0          |
| 8       | Haryana                       | 0             | 0         | 0             | 0               | 0          | 0             | 0          |
| 9       | Himachal Pradesh              | NA            | NA        | NA            | NA              | NA         | NA            | 0          |
| 10      | Jharkhand                     | 0             | 0         | 0             | 0               | 0          | 0             | 0          |
| 11      | Karnataka                     | 0             | 1         | 0             | 0               | 0          | 0             | 1          |
| 12      | Kerala                        | 0             | 0         | 0             | 0               | 0          | 0             | 0          |
| 13      | Madhya Pradesh                | 0             | 0         | 0             | 0               | 0          | 0             | 0          |
| 14      | Maharashtra                   | NA            | NA        | NA            | NA              | NA         | NA            | 0          |
| 15      | Manipur                       | 0             | 0         | 0             | 1               | 13         | 0             | 14         |
| 16      | Meghalaya                     | 0             | 8         | 0             | 0               | 140        | 0             | 151        |
| 17      | Mizoram                       | 0             | 0         | 0             | 0               | 0          | 0             | 0          |
| 18      | Nagaland                      | 0             | 0         | 0             | 0               | 0          | 0             | 0          |
| 19      | Odisha                        | 0             | 0         | 0             | 0               | 0          | 0             | 0          |
| 20      | Punjab                        | 1             | 6         | 0             | 3               | 81         | 19            | 111        |
| 21      | Rajasthan                     | 0             | 0         | 0             | 0               | 0          | 0             | 0          |
| 22      | Sikkim                        | 0             | 0         | 0             | 0               | 0          | 0             | 0          |
| 23      | Tamil Nadu                    | 0             | 0         | 0             | 0               | 0          | 0             | 0          |
| 24      | Telangana                     | 0             | 0         | 0             | 0               | 0          | 0             | 0          |
| 25      | Tripura                       | 0             | 0         | 0             | 0               | 0          | 0             | 0          |
| 26      | Uttar Pradesh                 | 0             | 0         | 0             | 0               | 0          | 0             | 0          |
| 27      | Uttarakhand                   | 0             | 0         | 0             | 0               | 0          | 0             | 0          |
| 28      | West Bengal                   | 0             | 0         | 0             | 0               | 0          | 0             | 0          |
| 29      | A & N Islands                 | 0             | 0         | 0             | 0               | 0          | 0             | 0          |
| 30      | Chandigarh                    | 0             | 0         | 0             | 0               | 0          | 0             | 0          |
| 31      | D & N Haveliand Daman and Diu | 0             | 0         | 0             | 0               | 0          | 0             | 0          |
| 32      | Delhi                         | 0             | 0         | 0             | 0               | 0          | 0             | 0          |
| 33      | Jammu and Kashmir             | NA            | NA        | NA            | NA              | NA         | NA            | 0          |
| 34      | Ladakh                        | 0             | 0         | 0             | 0               | 0          | 0             | 0          |
| 35      | Lakshadweep                   | 0             | 0         | 0             | 0               | 0          | 0             | 0          |
| 36      | Puducherry                    | 0             | 0         | 0             | 0               | 0          | 0             | 0          |
|         | <b>All India</b>              | <b>2</b>      | <b>15</b> | <b>0</b>      | <b>4</b>        | <b>235</b> | <b>19</b>     | <b>281</b> |

TABLE 3.1.10 (E) – NUMBER OF ALL-WOMAN BATTALION IN POLICE IN STATES/UTs

AS ON 01.01.2021

| Sl. No. | STATES/UTs                     | NUMBER OF ALL-WOMAN BATTALION |               |                    |
|---------|--------------------------------|-------------------------------|---------------|--------------------|
|         |                                | STATE ARMED POLICE            | IRB IN POLICE | COMMANDO BATTALION |
| (1)     | (2)                            | (3)                           | (4)           | (5)                |
| 1       | Andhra Pradesh                 | 0                             | 0             | 0                  |
| 2       | Arunachal Pradesh              | 0                             | 0             | 0                  |
| 3       | Assam                          | 0                             | 0             | 0                  |
| 4       | Bihar                          | 2                             | 0             | 0                  |
| 5       | Chhattisgarh                   | 0                             | 0             | 0                  |
| 6       | Goa                            | NA                            | NA            | NA                 |
| 7       | Gujarat                        | NA                            | NA            | NA                 |
| 8       | Haryana                        | 1                             | 0             | 0                  |
| 9       | Himachal Pradesh               | 0                             | 1             | 0                  |
| 10      | Jharkhand                      | 1                             | 0             | 0                  |
| 11      | Karnataka                      | 0                             | 0             | 0                  |
| 12      | Kerala                         | 1                             | 0             | 0                  |
| 13      | Madhya Pradesh                 | 0                             | 0             | 0                  |
| 14      | Maharashtra                    | NA                            | NA            | NA                 |
| 15      | Manipur                        | 0                             | 1             | 0                  |
| 16      | Meghalaya                      | 0                             | 0             | 0                  |
| 17      | Mizoram                        | 0                             | 0             | 0                  |
| 18      | Nagaland                       | 0                             | 1             | 0                  |
| 19      | Odisha                         | 0                             | 0             | 0                  |
| 20      | Punjab                         | 0                             | 0             | 0                  |
| 21      | Rajasthan                      | 0                             | 1             | 0                  |
| 22      | Sikkim                         | 0                             | 0             | 0                  |
| 23      | Tamil Nadu                     | 0                             | 0             | 0                  |
| 24      | Telangana                      | 0                             | 0             | 0                  |
| 25      | Tripura                        | 0                             | 0             | 0                  |
| 26      | Uttar Pradesh                  | 0                             | 0             | 0                  |
| 27      | Uttarakhand                    | 2                             | 0             | 0                  |
| 28      | West Bengal                    | 0                             | 0             | 0                  |
| 29      | A & N Islands                  | 0                             | 0             | 0                  |
| 30      | Chandigarh                     | 0                             | 0             | 0                  |
| 31      | D & N Haveli and Daman and Diu | 0                             | 0             | 0                  |
| 32      | Delhi                          | 0                             | 0             | 0                  |
| 33      | Jammu and Kashmir              | 2                             | 0             | 0                  |
| 34      | Ladakh                         | 0                             | 0             | 0                  |
| 35      | Lakshadweep                    | 0                             | 0             | 0                  |
| 36      | Puducherry                     | 0                             | 0             | 0                  |
|         | <b>All India</b>               | <b>9</b>                      | <b>4</b>      | <b>0</b>           |

**TABLE 3.2.1 -- STRENGTH OF WOMAN POLICE, RESERVATION OF WOMAN POLICE, WOMAN POPULATION PER WOMAN POLICE**
**AS ON 01.01.2021**

| Sl No. | STATES/UTs                     | ACTUAL STRENGTH OF TOTAL POLICE (CIVIL + DISTRICT ARMED RESERVE (DAR) + ARMED + IRB) | ACTUAL STRENGTH OF WOMAN POLICE (CIVIL + DISTRICT ARMED RESERVE (DAR) + ARMED + IRB) | PERCENTAGE OF WOMAN POLICE (CIVIL + DISTRICT ARMED RESERVE (DAR) + ARMED + IRB) |
|--------|--------------------------------|--|--|---|
| (1)    | (2)                            | (3)  | (4)  | (5)   |
| 1      | Andhra Pradesh                 | 60,752   | 3,812  | 6.27%   |
| 2      | Arunachal Pradesh              | 12,626   | 1,038  | 8.22%   |
| 3      | Assam                          | 62,033   | 5,070  | 8.17%   |
| 4      | Bihar #                        | 83,011   | 14,447   | 17.40%  |
| 5      | Chhattisgarh                   | 63,405   | 4,225  | 6.66%   |
| 6      | Goa                            | 8,057  | 861  | 10.69%  |
| 7      | Gujarat                        | 92,088   | 14,718   | 15.98%  |
| 8      | Haryana                        | 52,883   | 4,713  | 8.91%   |
| 9      | Himachal Pradesh @             | 17,478   | 2,361  | 13.51%  |
| 10     | Jharkhand                      | 64,102   | 4,200  | 6.55%   |
| 11     | Karnataka                      | 92,073   | 7,750  | 8.42%   |
| 12     | Kerala                         | 57,819   | 4,013  | 6.94%   |
| 13     | Madhya Pradesh                 | 89,293   | 5,927  | 6.64%   |
| 14     | Maharashtra                    | 1,99,508   | 28,802   | 14.44%  |
| 15     | Manipur                        | 28,894   | 2,636  | 9.12%   |
| 16     | Meghalaya                      | 14,380   | 849  | 5.90%   |
| 17     | Mizoram                        | 7,940  | 557  | 7.02%   |
| 18     | Nagaland                       | 27,788   | 2,953  | 10.63%  |
| 19     | Odisha                         | 64,359   | 5,847  | 9.08%   |
| 20     | Punjab                         | 74,565   | 7,005  | 9.39%   |
| 21     | Rajasthan                      | 93,129   | 8,834  | 9.49%   |
| 22     | Sikkim                         | 5,529  | 462  | 8.36%   |
| 23     | Tamil Nadu                     | 1,18,785   | 23,006   | 19.37%  |
| 24     | Telangana ~                    | 59,073   | 4,742  | 8.03%   |
| 25     | Tripura                        | 22,465   | 1,165  | 5.19%   |
| 26     | Uttar Pradesh                  | 300,160  | 29,435   | 9.81%   |
| 27     | Uttarakhand ##                 | 20,684   | 2,586  | 12.50%  |
| 28     | West Bengal ^                  | 97,159   | 9,627  | 9.91%   |
| 29     | A & N Islands *                | 4,406  | 539  | 12.23%  |
| 30     | Chandigarh                     | 5,957  | 1,319  | 22.14%  |
| 31     | D & N Haveli and Daman and Diu | 1,196  | 104  | 8.70%   |
| 32     | Delhi                          | 81,352   | 10,138   | 12.46%  |
| 33     | Jammu and Kashmir              | 81,310   | 2,691  | 3.31%   |
| 34     | Ladakh                         | 1,668  | 308  | 18.47%  |
| 35     | Lakshadweep                    | 265  | 28   | 10.57%  |
| 36     | Puducherry                     | 3,370  | 258  | 7.66%   |
|        | <b>All India</b>               | <b>20,69,562</b>   | <b>2,17,026</b>  | <b>10.49%</b>   |

Source For Population : Registrar General &amp; Census Commissioner of India, Projected Mid year Population

\*35% for Woman and 3% for Backward caste woman

@The Govt. of HP has not notified any reservation for woman in Police Department. However, presently 20% vacancies of Constables are being filled up by Female candidate through direct recruitment.

~33.3% for civil, 10% for DAR &amp; 0% State Armed Reserve

##30% Horizontal

^33% (Progressively will reach)

\*33% Horizontal reservation for woman

TABLE 3.2.1 – CONTINUED...

| Sl No. | STATES/UTs                     | RESERVATION PERCENT-AGE OF WOMAN POLICE APPROVED BY STATES/UTs GOVT. | WOMAN POPULATION IN THOUSANDS (AS ON 1ST OCTOBER, 2020) BASED ON 2011 CENSUS | WOMAN POPULATION PER WOMAN POLICE (WPWP) |
|--------|--------------------------------|--|--|--|
| (1)    | (2)                            | (6)  | (7)  | (8)                                      |
| 1      | Andhra Pradesh                 | 33.33%   | 26,324   | 6,905.56                                 |
| 2      | Arunachal Pradesh              | 10.00%   | 741  | 713.87                                   |
| 3      | Assam                          | 30.00%   | 17,122   | 3,377.12                                 |
| 4      | Bihar                          | #  | 58,707   | 4,063.61                                 |
| 5      | Chhattisgarh                   | 30.00%   | 14,618   | 3,459.88                                 |
| 6      | Goa                            | 0.00%  | 771  | 895.47                                   |
| 7      | Gujarat                        | 33.00%   | 33,013   | 2,243.04                                 |
| 8      | Haryana                        | 33.00%   | 13,778   | 2,923.40                                 |
| 9      | Himachal Pradesh               | @  | 3,634  | 1,539.18                                 |
| 10     | Jharkhand                      | 33.00%   | 18,659   | 4,442.62                                 |
| 11     | Karnataka                      | 20.00%   | 32,828   | 4,235.87                                 |
| 12     | Kerala                         | 0.00%  | 18,408   | 4,587.09                                 |
| 13     | Madhya Pradesh                 | 33.00%   | 40,670   | 6,861.82                                 |
| 14     | Maharashtra                    | 30.00%   | 59,513   | 2,066.28                                 |
| 15     | Manipur                        | NA   | 1,567  | 594.46                                   |
| 16     | Meghalaya                      | 10.00%   | 1,631  | 1,921.08                                 |
| 17     | Mizoram                        | 0.00%  | 599  | 1,075.40                                 |
| 18     | Nagaland                       | 33.00%   | 1,055  | 357.26                                   |
| 19     | Odisha                         | 33.00%   | 22,618   | 3,868.31                                 |
| 20     | Punjab                         | 33.00%   | 14,345   | 2,047.82                                 |
| 21     | Rajasthan                      | 30.00%   | 38,291   | 4,334.50                                 |
| 22     | Sikkim                         | 33.00%   | 318  | 688.31                                   |
| 23     | Tamil Nadu                     | 30.00%   | 38,159   | 1,658.65                                 |
| 24     | Telangana                      | ~  | 18,684   | 3,940.11                                 |
| 25     | Tripura                        | 10.00%   | 1,990  | 1,708.15                                 |
| 26     | Uttar Pradesh                  | 20.00%   | 109,956  | 3,735.55                                 |
| 27     | Uttarakhand                    | ##   | 5,535  | 2,140.37                                 |
| 28     | West Bengal ^                  | ^  | 47,896   | 4,975.17                                 |
| 29     | A & N Islands *                | 33.00%   | 189  | 350.65                                   |
| 30     | Chandigarh                     | 33.00%   | 551  | 417.74                                   |
| 31     | D & N Haveli and Daman and Diu | 33.00%   | 377  | 3,625.00                                 |
| 32     | Delhi                          | 33.00%   | 9,533  | 940.32                                   |
| 33     | Jammu and Kashmir              | NA   | 6,355  | 2,361.58                                 |
| 34     | Ladakh                         | 0.00%  | 130  | 422.08                                   |
| 35     | Lakshadweep                    | 33.00%   | 33   | 1,178.57                                 |
| 36     | Puducherry                     | 33.00%   | 811  | 3,143.41                                 |
|        | <b>All India</b>               | -  | <b>6,59,409</b>  | <b>3,038.39</b>                          |

Source For Population : Registrar General & Census Commissioner of India, Projected Mid year Population

\*35% for Woman and 3% for Backward caste woman

@The Govt. of HP has not notified any reservation for woman in Police Department. However, presently 20% vacancies of Constables are being filled up by Female candidate through direct recruitment.

^33.3% for civil, 10% for DAR & 0% State Armed Reserve

##30% Horizontal

^33% (Progressively will reach)

^33% Horizontal reservation for woman

TABLE 3.2.2 -- SANCTIONED (S) / ACTUAL (A) STRENGTH IN VARIOUS RANKS IN TRAFFIC POLICE IN STATES/UTs

AS ON 01.01.2021

| SL. No. | STATES/UTs                     | DGP/ SPL.DGP |          | ADDL.DGP |          | IGP       |           | DIG       |           | AIGP/SSP/SP/ COMMANDANT |           | ADDL. SP/DY. COMMANDANT |           | ASP/DY.SP/ASSTT. COMMANDANT |            |
|---------|--------------------------------|--------------|----------|----------|----------|-----------|-----------|-----------|-----------|-------------------------|-----------|-------------------------|-----------|-----------------------------|------------|
|         |                                | S            | A        | S        | A        | S         | A         | S         | A         | S                       | A         | S                       | A         | S                           | A          |
| (1)     | (2)                            | (3)          | (4)      | (5)      | (6)      | (7)       | (8)       | (9)       | (10)      | (11)                    | (12)      | (13)                    | (14)      | (15)                        | (16)       |
| 1       | Andhra Pradesh                 | 0            | 0        | 0        | 0        | 0         | 0         | 0         | 0         | 1                       | 0         | 2                       | 2         | 21                          | 20         |
| 2       | Arunachal Pradesh              | 0            | 0        | 0        | 0        | 0         | 0         | 0         | 0         | 0                       | 1         | 0                       | 0         | 0                           | 1          |
| 3       | Assam                          | 0            | 0        | 0        | 0        | 0         | 0         | 0         | 0         | 1                       | 1         | 2                       | 2         | 3                           | 3          |
| 4       | Bihar                          | 0            | 0        | 0        | 0        | 0         | 0         | 0         | 0         | 1                       | 1         | 0                       | 0         | 13                          | 10         |
| 5       | Chhattisgarh                   | 0            | 0        | 0        | 1        | 0         | 0         | 0         | 0         | 0                       | 1         | 2                       | 2         | 9                           | 10         |
| 6       | Goa                            | 0            | 0        | 0        | 0        | 0         | 0         | 0         | 0         | 1                       | 1         | 0                       | 0         | 2                           | 2          |
| 7       | Gujarat                        | 0            | 0        | 0        | 0        | 3         | 2         | 2         | 2         | 7                       | 3         | 0                       | 0         | 15                          | 14         |
| 8       | Haryana                        | 0            | 0        | 0        | 0        | 0         | 0         | 0         | 0         | 1                       | 1         | 2                       | 2         | 23                          | 15         |
| 9       | Himachal Pradesh               | 0            | 0        | 0        | 0        | 0         | 1         | 1         | 0         | 1                       | 1         | 1                       | 1         | 0                           | 0          |
| 10      | Jharkhand                      | 0            | 0        | 0        | 0        | 0         | 0         | 0         | 0         | 1                       | 1         | 0                       | 0         | 4                           | 4          |
| 11      | Karnataka                      | 0            | 0        | 0        | 0        | 1         | 0         | 0         | 1         | 2                       | 2         | 6                       | 6         | 12                          | 12         |
| 12      | Kerala                         | 0            | 0        | 0        | 0        | 1         | 1         | 0         | 0         | 0                       | 0         | 0                       | 0         | 6                           | 6          |
| 13      | Madhya Pradesh                 | 0            | 0        | 1        | 0        | 1         | 0         | 1         | 0         | 2                       | 2         | 4                       | 4         | 33                          | 31         |
| 14      | Maharashtra                    | 0            | 0        | 1        | 1        | 1         | 1         | 1         | 0         | 10                      | 5         | 2                       | 0         | 28                          | 19         |
| 15      | Manipur                        | 0            | 0        | 0        | 0        | 0         | 0         | 0         | 0         | 1                       | 1         | 2                       | 3         | 1                           | 2          |
| 16      | Meghalaya                      | 0            | 0        | 0        | 0        | 0         | 0         | 0         | 0         | 0                       | 0         | 0                       | 0         | 2                           | 2          |
| 17      | Mizoram                        | 0            | 0        | 0        | 0        | 0         | 0         | 0         | 0         | 1                       | 1         | 1                       | 1         | 1                           | 1          |
| 18      | Nagaland                       | 0            | 0        | 0        | 0        | 0         | 0         | 0         | 0         | 1                       | 1         | 0                       | 0         | 2                           | 2          |
| 19      | Odisha                         | 0            | 0        | 0        | 0        | 0         | 0         | 0         | 0         | 1                       | 0         | 1                       | 3         | 0                           | 0          |
| 20      | Punjab                         | 0            | 0        | 1        | 1        | 0         | 0         | 1         | 0         | 1                       | 5         | 0                       | 3         | 5                           | 9          |
| 21      | Rajasthan                      | 0            | 0        | 1        | 1        | 0         | 0         | 0         | 0         | 2                       | 2         | 4                       | 4         | 13                          | 11         |
| 22      | Sikkim                         | 0            | 0        | 0        | 0        | 0         | 0         | 0         | 0         | 0                       | 0         | 1                       | 1         | 1                           | 3          |
| 23      | Tamil Nadu                     | 0            | 0        | 0        | 0        | 1         | 1         | 2         | 2         | 7                       | 7         | 2                       | 2         | 27                          | 27         |
| 24      | Telangana                      | 0            | 0        | 0        | 0        | 1         | 1         | 0         | 0         | 3                       | 3         | 6                       | 6         | 19                          | 16         |
| 25      | Tripura                        | 0            | 0        | 0        | 0        | 0         | 0         | 0         | 0         | 1                       | 1         | 1                       | 0         | 2                           | 3          |
| 26      | Uttar Pradesh                  | 0            | 0        | 1        | 0        | 1         | 0         | 0         | 0         | 1                       | 2         | 11                      | 17        | 0                           | 0          |
| 27      | Uttarakhand                    | 0            | 0        | 0        | 0        | 0         | 0         | 1         | 1         | 0                       | 1         | 0                       | 1         | 0                           | 1          |
| 28      | West Bengal                    | 0            | 0        | 1        | 1        | 4         | 4         | 2         | 1         | 8                       | 8         | 7                       | 6         | 61                          | 63         |
| 29      | A & N Islands                  | 0            | 0        | 0        | 0        | 0         | 0         | 0         | 0         | 0                       | 0         | 0                       | 0         | 1                           | 1          |
| 30      | Chandigarh                     | 0            | 0        | 0        | 0        | 0         | 0         | 0         | 0         | 0                       | 1         | 0                       | 0         | 0                           | 5          |
| 31      | D & N Haveli and Daman and Diu | 0            | 0        | 0        | 0        | 0         | 0         | 0         | 0         | 0                       | 0         | 0                       | 0         | 0                           | 0          |
| 32      | Delhi                          | 0            | 0        | 1        | 1        | 1         | 2         | 4         | 5         | 3                       | 6         | 2                       | 0         | 20                          | 13         |
| 33      | Jammu and Kashmir              | 0            | 0        | 0        | 1        | 1         | 0         | 2         | 0         | 0                       | 8         | 6                       | 0         | 21                          | 24         |
| 34      | Ladakh                         | 0            | 0        | 0        | 0        | 0         | 0         | 0         | 0         | 0                       | 1         | 0                       | 0         | 0                           | 1          |
| 35      | Lakshadweep                    | 0            | 0        | 0        | 0        | 0         | 0         | 0         | 0         | 0                       | 0         | 0                       | 0         | 0                           | 0          |
| 36      | Puducherry                     | 0            | 0        | 0        | 0        | 0         | 0         | 0         | 0         | 1                       | 3         | 0                       | 0         | 0                           | 0          |
|         | <b>All India</b>               | <b>0</b>     | <b>0</b> | <b>7</b> | <b>7</b> | <b>16</b> | <b>13</b> | <b>17</b> | <b>12</b> | <b>59</b>               | <b>71</b> | <b>65</b>               | <b>66</b> | <b>345</b>                  | <b>331</b> |



TABLE 3.2.2 – CONTINUED...

| Sl. No. | STATES/UTs                             | INSPECTOR /RI |              | S.I./RSI     |              | A.S.I./ARSI  |              | HEAD CONSTA-<br>BLE |               | CONSTABLE     |               | OTHERS IF ANY |              | TOTAL           |               |
|---------|--|---------------|--------------|--------------|--------------|--------------|--------------|---------------------|---------------|---------------|---------------|---------------|--------------|-----------------|---------------|
|         |  | S             | A            | S            | A            | S            | A            | S                   | A             | S             | A             | S             | A            | S               | A             |
| (1)     | (2)                                    | (17)          | (18)         | (19)         | (20)         | (21)         | (22)         | (23)                | (24)          | (25)          | (26)          | (27)          | (28)         | (29)            | (30)          |
| 1       | Andhra Pradesh                         | 33            | 31           | 112          | 107          | 182          | 181          | 457                 | 446           | 1,794         | 1280          | 0             | 0            | 2,602           | 2,067         |
| 2       | Arunachal Pradesh                      | 3             | 2            | 8            | 17           | 2            | 22           | 0                   | 54            | 78            | 276           | 0             | 0            | 91              | 373           |
| 3       | Assam                                  | 7             | 6            | 21           | 38           | 10           | 110          | 82                  | 149           | 950           | 911           | 44            | 70           | 1,120           | 1,290         |
| 4       | Bihar                                  | 19            | 8            | 161          | 115          | 71           | 115          | 409                 | 48            | 1,991         | 951           | 447           | 526          | 3,112           | 1,774         |
| 5       | Chhattisgarh                           | 28            | 42           | 84           | 25           | 62           | 71           | 242                 | 185           | 996           | 1,075         | 31            | 52           | 1,454           | 1,464         |
| 6       | Goa                                    | 11            | 11           | 32           | 32           | 44           | 44           | 139                 | 139           | 512           | 266           | 0             | 0            | 741             | 495           |
| 7       | Gujarat                                | 61            | 37           | 315          | 94           | 1,008        | 539          | 1,555               | 1,080         | 4,547         | 2,098         | 0             | 0            | 7,513           | 3,869         |
| 8       | Haryana                                | 33            | 44           | 60           | 38           | 180          | 75           | 435                 | 93            | 2,170         | 1,553         | 0             | 0            | 2,904           | 1,821         |
| 9       | Himachal Pradesh                       | 2             | 2            | 6            | 5            | 11           | 11           | 12                  | 9             | 53            | 50            | 0             | 0            | 87              | 80            |
| 10      | Jharkhand                              | 22            | 18           | 102          | 32           | 391          | 198          | 475                 | 101           | 1,956         | 525           | 7             | 47           | 2,958           | 926           |
| 11      | Karnataka                              | 67            | 67           | 435          | 265          | 771          | 760          | 2,393               | 2,379         | 5,162         | 3,994         | 0             | 0            | 8,849           | 7,486         |
| 12      | Kerala                                 | 5             | 5            | 94           | 71           | 20           | 22           | 350                 | 324           | 1,144         | 1,076         | 37            | 96           | 1,657           | 1,601         |
| 13      | Madhya Pradesh                         | 180           | 39           | 288          | 130          | 644          | 254          | 1,126               | 589           | 3,099         | 1,964         | 139           | 81           | 5,518           | 3,094         |
| 14      | Maharashtra                            | 527           | 296          | 539          | 167          | 796          | 529          | 5,218               | 4,519         | 7,063         | 4,025         | 104           | 53           | 14,290          | 9,615         |
| 15      | Manipur                                | 1             | 4            | 7            | 20           | 15           | 35           | 10                  | 173           | 81            | 370           | 0             | 0            | 118             | 608           |
| 16      | Meghalaya                              | 18            | 18           | 60           | 77           | 0            | 0            | 86                  | 116           | 570           | 721           | 8             | 8            | 744             | 942           |
| 17      | Mizoram                                | 4             | 4            | 11           | 11           | 4            | 3            | 20                  | 16            | 221           | 131           | 4             | 4            | 267             | 172           |
| 18      | Nagaland                               | 0             | 0            | 4            | 6            | 10           | 10           | 11                  | 10            | 128           | 229           | 0             | 0            | 156             | 258           |
| 19      | Odisha                                 | 7             | 10           | 179          | 13           | 30           | 28           | 205                 | 83            | 1,493         | 838           | 0             | 122          | 1,916           | 1,097         |
| 20      | Punjab                                 | 12            | 22           | 23           | 32           | 48           | 571          | 273                 | 194           | 1,750         | 759           | 0             | 2            | 2,114           | 1,598         |
| 21      | Rajasthan                              | 28            | 33           | 149          | 56           | 134          | 234          | 1,046               | 974           | 5,336         | 2,496         | 0             | 0            | 6,713           | 3,811         |
| 22      | Sikkim                                 | 1             | 1            | 2            | 3            | 14           | 23           | 11                  | 23            | 51            | 82            | 4             | 7            | 85              | 143           |
| 23      | Tamil Nadu                             | 228           | 199          | 732          | 1,274        | 0            | 0            | 1,072               | 3,518         | 6,581         | 1,851         | 3             | 1            | 8,655           | 6,882         |
| 24      | Telangana                              | 77            | 84           | 208          | 163          | 258          | 261          | 605                 | 317           | 3,156         | 2,839         | 0             | 18           | 4,333           | 3,708         |
| 25      | Tripura                                | 13            | 6            | 24           | 4            | 32           | 8            | 49                  | 9             | 199           | 185           | 22            | 3            | 343             | 219           |
| 26      | Uttar Pradesh                          | 52            | 65           | 180          | 256          | 0            | 0            | 501                 | 1,381         | 3,056         | 2,543         | 0             | 0            | 3,803           | 4,264         |
| 27      | Uttarakhand                            | 21            | 8            | 16           | 14           | 0            | 0            | 63                  | 47            | 472           | 383           | 0             | 0            | 573             | 456           |
| 28      | West Bengal                            | 215           | 147          | 1441         | 944          | 1,391        | 1,328        | 0                   | 0             | 8,682         | 3,255         | 194           | 154          | 12,006          | 5,911         |
| 29      | A & N Islands                          | 6             | 3            | 12           | 3            | 11           | 5            | 45                  | 13            | 134           | 123           | 0             | 0            | 209             | 148           |
| 30      | Chandigarh                             | 2             | 7            | 7            | 15           | 0            | 49           | 27                  | 49            | 132           | 270           | 0             | 0            | 168             | 396           |
| 31      | D & N Have-<br>li and Daman<br>and Diu | 2             | 2            | 4            | 4            | 4            | 4            | 7                   | 7             | 42            | 42            | 0             | 0            | 59              | 59            |
| 32      | Delhi                                  | 58            | 78           | 429          | 290          | 339          | 293          | 1,295               | 1,413         | 3,840         | 3,194         | 14            | 17           | 6,006           | 5,312         |
| 33      | Jammu and<br>Kashmir                   | 46            | 33           | 225          | 41           | 173          | 116          | 281                 | 250           | 792           | 628           | 35            | 30           | 1,582           | 1,131         |
| 34      | Ladakh                                 | 0             | 2            | 0            | 4            | 0            | 21           | 0                   | 17            | 0             | 20            | 0             | 0            | 0               | 66            |
| 35      | Lakshad-<br>weep                       | 0             | 0            | 0            | 0            | 0            | 0            | 0                   | 0             | 0             | 0             | 0             | 0            | 0               | 0             |
| 36      | Puducherry                             | 3             | 4            | 9            | 9            | 1            | 1            | 13                  | 13            | 156           | 121           | 0             | 0            | 183             | 151           |
|         | <b>All India</b>                       | <b>1,792</b>  | <b>1,338</b> | <b>5,979</b> | <b>4,375</b> | <b>6,656</b> | <b>5,921</b> | <b>18,513</b>       | <b>18,738</b> | <b>68,387</b> | <b>41,124</b> | <b>1,093</b>  | <b>1,291</b> | <b>1,02,929</b> | <b>73,287</b> |

TABLE 3.2.3 -- ACTUAL STRENGTH OF WOMAN POLICE IN VARIOUS RANKS IN TRAFFIC POLICE IN STATES/UTs

AS ON 01.01.2021

| Sl. No. | STATES/UTs                       | DGP/ SPL DG/ ADGP | IGP      | DIG      | AIGP/ SSP/SP/ COMMAN-DANT | ADDL. SP/DY. COMMAN-DANT | ASP/ DY.SP/ ASSTT. COMMAN-DANT | INSPEC-TOR /RI | S.I./ RSI  | A.S.I./ ARSI | HEAD CON-STABLE | CON-STABLE   | OTHERS IF ANY | TOTAL        |
|---------|----------------------------------|-------------------|----------|----------|---------------------------|--------------------------|--------------------------------|----------------|------------|--------------|-----------------|--------------|---------------|--------------|
| (1)     | (2)                              | (3)               | (4)      | (5)      | (6)                       | (7)                      | (8)                            | (9)            | (10)       | (11)         | (12)            | (13)         | (14)          | (15)         |
| 1       | Andhra Pradesh                   | 0                 | 0        | 0        | 0                         | 0                        | -                              | 1              | 4          | 5            | 19              | 50           | 0             | 79           |
| 2       | Arunachal Pradesh                | 0                 | 0        | 0        | 0                         | 0                        | -                              | -              | 1          | -            | -               | 4            | 0             | 5            |
| 3       | Assam                            | 0                 | 0        | 0        | 0                         | 0                        | -                              | -              | -          | -            | -               | 170          | 0             | 170          |
| 4       | Bihar                            | 0                 | 0        | 0        | 0                         | 0                        | -                              | 1              | 2          | 2            | 6               | 268          | 8             | 287          |
| 5       | Chhattisgarh                     | 0                 | 0        | 0        | 0                         | 0                        | -                              | 5              | 1          | -            | 1               | 64           | 29            | 100          |
| 6       | Goa                              | 0                 | 0        | 0        | 0                         | 0                        | -                              | -              | 6          | 12           | 12              | 9            | 0             | 39           |
| 7       | Gujarat                          | 0                 | 0        | 0        | 0                         | 0                        | 1                              | -              | 10         | 24           | 51              | 329          | 0             | 415          |
| 8       | Haryana                          | 0                 | 0        | 0        | 0                         | 0                        | -                              | 1              | -          | 1            | 2               | 45           | 0             | 49           |
| 9       | Himachal Pradesh                 | 0                 | 0        | 0        | 0                         | 0                        | -                              | 1              | -          | 2            | 2               | 12           | 0             | 17           |
| 10      | Jharkhand                        | 0                 | 0        | 0        | 0                         | 0                        | -                              | -              | -          | 2            | 2               | 18           | 14            | 36           |
| 11      | Karnataka                        | 0                 | 0        | 0        | 1                         | 1                        | 2                              | 3              | 61         | 6            | 104             | 517          | 0             | 695          |
| 12      | Kerala                           | 0                 | 0        | 0        | 0                         | 0                        | -                              | -              | 4          | -            | 10              | 34           | 5             | 53           |
| 13      | Madhya Pradesh                   | 0                 | 0        | 0        | 0                         | 2                        | -                              | 3              | 5          | -            | 1               | 16           | 5             | 32           |
| 14      | Maharashtra                      | 0                 | 0        | 0        | 2                         | 0                        | 3                              | 15             | 9          | 7            | 435             | 992          | 0             | 1,463        |
| 15      | Manipur                          | 0                 | 0        | 0        | 1                         | 0                        | -                              | -              | -          | 1            | 4               | 104          | 0             | 110          |
| 16      | Meghalaya                        | 0                 | 0        | 0        | 0                         | 0                        | -                              | -              | -          | -            | 1               | 15           | 0             | 16           |
| 17      | Mizoram                          | 0                 | 0        | 0        | 0                         | 0                        | -                              | 2              | 2          | -            | -               | 8            | 0             | 12           |
| 18      | Nagaland                         | 0                 | 0        | 0        | 0                         | 1                        | -                              | -              | 5          | 2            | 5               | 75           | 0             | 88           |
| 19      | Odisha                           | 0                 | 0        | 0        | 0                         | 0                        | 1                              | 3              | 1          | -            | 2               | 254          | 10            | 271          |
| 20      | Punjab                           | 0                 | 0        | 0        | 0                         | 0                        | -                              | 5              | -          | 1            | 7               | 58           | 0             | 71           |
| 21      | Rajasthan                        | 1                 | 0        | 0        | 0                         | 0                        | 2                              | 1              | 9          | 2            | 14              | 270          | 0             | 299          |
| 22      | Sikkim                           | 0                 | 0        | 0        | 0                         | 0                        | 1                              | -              | -          | 1            | 5               | 16           | 1             | 24           |
| 23      | Tamil Nadu                       | 0                 | 0        | 1        | 0                         | 0                        | -                              | 5              | 12         | -            | 253             | 331          | 0             | 602          |
| 24      | Telangana                        | 0                 | 0        | 0        | 0                         | 0                        | -                              | 1              | -          | 9            | 4               | 114          | 0             | 128          |
| 25      | Tripura                          | 0                 | 0        | 0        | 0                         | 0                        | -                              | -              | -          | -            | 16              | -            | 0             | 16           |
| 26      | Uttar Pradesh                    | 0                 | 0        | 0        | 0                         | 0                        | -                              | -              | -          | -            | -               | -            | 0             | -            |
| 27      | Uttarakhand                      | 0                 | 0        | 0        | 0                         | 0                        | -                              | -              | -          | -            | -               | -            | 0             | 0            |
| 28      | West Bengal                      | 0                 | 0        | 0        | 0                         | 0                        | -                              | 2              | 3          | 4            | -               | 330          | 0             | 339          |
| 29      | A & N Islands                    | 0                 | 0        | 0        | 0                         | 0                        | -                              | 1              | -          | -            | -               | 26           | 0             | 27           |
| 30      | Chandigarh                       | 0                 | 0        | 0        | 1                         | 0                        | 2                              | 2              | -          | 1            | -               | 39           | 0             | 45           |
| 31      | D & N Have- li and Daman and Diu | 0                 | 0        | 0        | 0                         | 0                        | -                              | -              | -          | -            | -               | 5            | 0             | 5            |
| 32      | Delhi                            | 0                 | 1        | 1        | 0                         | 0                        | 3                              | 5              | 9          | 10           | 30              | 189          | 0             | 248          |
| 33      | Jammu and Kashmir                | 0                 | 0        | 0        | 0                         | 0                        | 3                              | 5              | 1          | -            | 2               | -            | 0             | 11           |
| 34      | Ladakh                           | 0                 | 0        | 0        | 0                         | 0                        | -                              | -              | -          | -            | -               | -            | 0             | -            |
| 35      | Lakshad- weep                    | 0                 | 0        | 0        | 0                         | 0                        | -                              | -              | -          | -            | -               | -            | 0             | -            |
| 36      | Puducherry                       | 0                 | 0        | 0        | 0                         | 0                        | -                              | -              | -          | -            | -               | 10           | 0             | 10           |
|         | <b>All India</b>                 | <b>1</b>          | <b>1</b> | <b>2</b> | <b>5</b>                  | <b>4</b>                 | <b>18</b>                      | <b>62</b>      | <b>145</b> | <b>92</b>    | <b>988</b>      | <b>4,372</b> | <b>72</b>     | <b>5,762</b> |

TABLE 3.2.4 -- SANCTIONED (S) &amp; ACTUAL (A) STRENGTH OF SPECIAL BRANCH DEALING WITH INTELLIGENCE IN STATES/UTs

AS ON 01.01.2021

| Sl. No.          | STATES/UTs                     | DGP/ SPL. DGP |          | ADDL.DGP  |           | IGP       |           | DIG       |           | AIGP/SSP/SP/ COMMANDANT |            | ADDL. SP/ Dy. COMMANDANT |            | ASP/DY.SP/ ASSTT. COMMANDANT |            |
|------------------|--------------------------------|---------------|----------|-----------|-----------|-----------|-----------|-----------|-----------|-------------------------|------------|--------------------------|------------|------------------------------|------------|
|                  |                                | S             | A        | S         | A         | S         | A         | S         | A         | S                       | A          | S                        | A          | S                            | A          |
| (1)              | (2)                            | (3)           | (4)      | (5)       | (6)       | (7)       | (8)       | (9)       | (10)      | (11)                    | (12)       | (13)                     | (14)       | (15)                         | (16)       |
| 1                | Andhra Pradesh                 | -             | -        | 1         | 1         | 1         | -         | 1         | -         | 9                       | 2          | 6                        | 3          | 34                           | 26         |
| 2                | Arunachal Pradesh              | -             | -        | -         | -         | -         | 1         | 1         | 1         | 1                       | 1          | 1                        | -          | 1                            | 2          |
| 3                | Assam                          | -             | -        | 1         | 1         | 2         | -         | 2         | 2         | 8                       | 8          | 3                        | 3          | 38                           | 29         |
| 4                | Bihar                          | -             | -        | 1         | 2         | 2         | -         | 2         | 2         | 4                       | 2          | 12                       | -          | 74                           | 22         |
| 5                | Chhattisgarh                   | -             | -        | 1         | -         | 1         | 1         | 2         | -         | 4                       | 3          | 4                        | 2          | 11                           | 12         |
| 6                | Goa                            | -             | -        | -         | -         | -         | -         | -         | -         | 1                       | 1          | -                        | -          | 2                            | 1          |
| 7                | Gujarat                        | -             | -        | -         | -         | 4         | 2         | 2         | 1         | 9                       | 8          | -                        | -          | 21                           | 18         |
| 8                | Haryana                        | 1             | -        | 1         | 1         | 2         | 2         | 3         | 2         | 8                       | 3          | -                        | -          | 24                           | 20         |
| 9                | Himachal Pradesh               | -             | -        | -         | -         | 1         | 1         | 1         | -         | 1                       | 1          | -                        | 1          | 3                            | 2          |
| 10               | Jharkhand                      | -             | -        | 1         | 1         | 1         | -         | 3         | 1         | 6                       | 3          | 12                       | -          | 38                           | 27         |
| 11               | Karnataka                      | -             | -        | 1         | 1         | 1         | 1         | 1         | -         | 12                      | 9          | -                        | -          | 39                           | 27         |
| 12               | Kerala                         | -             | -        | 1         | 1         | 3         | -         | 2         | -         | 8                       | 6          | 1                        | 1          | 32                           | 31         |
| 13               | Madhya Pradesh                 | -             | -        | 1         | 1         | 4         | 3         | 1         | 1         | 1                       | 1          | 18                       | 18         | 41                           | 19         |
| 14               | Maharashtra                    | -             | -        | 1         | 1         | 2         | 2         | 2         | 2         | 17                      | 8          | -                        | -          | 34                           | 20         |
| 15               | Manipur                        | -             | -        | 1         | 1         | 1         | 1         | 1         | -         | 1                       | 1          | 4                        | 4          | 3                            | 2          |
| 16               | Meghalaya                      | -             | -        | 1         | 1         | 1         | 1         | 2         | 2         | 4                       | 4          | -                        | -          | 7                            | 4          |
| 17               | Mizoram                        | -             | -        | -         | -         | -         | -         | -         | -         | 1                       | 1          | 1                        | 1          | 3                            | 3          |
| 18               | Nagaland                       | -             | -        | -         | -         | 1         | 1         | 2         | 2         | -                       | -          | 1                        | 1          | 14                           | 11         |
| 19               | Odisha                         | -             | -        | 1         | 1         | 1         | -         | 1         | 2         | 6                       | 2          | 13                       | 13         | 57                           | 17         |
| 20               | Punjab                         | 1             | -        | 1         | 2         | 2         | 4         | 2         | -         | 19                      | 23         | -                        | -          | 58                           | 55         |
| 21               | Rajasthan                      | -             | -        | 1         | 1         | 2         | 2         | 3         | 2         | 11                      | 3          | 26                       | 21         | 20                           | 17         |
| 22               | Sikkim                         | -             | 1        | -         | -         | -         | -         | -         | 1         | 2                       | 5          | 2                        | 6          | 5                            | 3          |
| 23               | Tamil Nadu                     | -             | -        | 1         | -         | 1         | 1         | 1         | -         | 3                       | 3          | 5                        | 4          | 34                           | 33         |
| 24               | Telangana                      | -             | -        | 1         | -         | -         | 2         | 4         | 1         | 20                      | 15         | 17                       | 16         | 35                           | 29         |
| 25               | Tripura                        | -             | -        | -         | -         | -         | -         | -         | -         | 1                       | 1          | 2                        | 1          | 8                            | 6          |
| 26               | Uttar Pradesh                  | -             | 1        | 1         | 1         | 3         | 1         | 1         | -         | 9                       | 12         | 9                        | 6          | 58                           | 27         |
| 27               | Uttarakhand                    | -             | -        | -         | -         | 1         | 1         | 2         | 2         | -                       | 2          | 4                        | 1          | 13                           | 9          |
| 28               | West Bengal                    | -             | -        | 1         | 1         | 2         | 2         | 4         | 1         | 8                       | 8          | -                        | 1          | 57                           | 38         |
| 29               | A & N Islands                  | -             | -        | -         | -         | -         | -         | -         | -         | -                       | -          | -                        | -          | 1                            | -          |
| 30               | Chandigarh                     | -             | -        | -         | -         | -         | -         | -         | -         | 1                       | 1          | -                        | -          | 1                            | 1          |
| 31               | D & N Haveli and Daman and Diu | -             | -        | -         | -         | -         | -         | -         | -         | -                       | -          | -                        | -          | -                            | -          |
| 32               | Delhi                          | -             | 1        | 1         | -         | -         | -         | 1         | 1         | 1                       | 1          | 1                        | -          | 9                            | 9          |
| 33               | Jammu and Kashmir              | -             | -        | 1         | 1         | 1         | -         | 2         | -         | 11                      | 16         | -                        | -          | 52                           | 48         |
| 34               | Ladakh                         | -             | -        | -         | -         | -         | -         | -         | -         | -                       | 1          | -                        | -          | -                            | 2          |
| 35               | Lakshadweep                    | -             | -        | -         | -         | -         | -         | -         | -         | -                       | -          | -                        | -          | -                            | -          |
| 36               | Puducherry                     | -             | -        | -         | -         | -         | -         | -         | -         | 1                       | 1          | -                        | -          | -                            | -          |
| <b>All India</b> |                                | <b>2</b>      | <b>3</b> | <b>21</b> | <b>19</b> | <b>40</b> | <b>29</b> | <b>49</b> | <b>26</b> | <b>188</b>              | <b>156</b> | <b>142</b>               | <b>103</b> | <b>827</b>                   | <b>570</b> |

**TABLE 3.2.4 – CONTINUED...**

| Sl. No.          | STATES/UTs                     | INSPECTOR /RI |              | S.I./RSI     |              | A.S.I./ARSI  |              | HEAD CON-STABLE |              | CONSTABLE    |               | OTHERS IF ANY |              | Total         |               |
|------------------|--------------------------------|---------------|--------------|--------------|--------------|--------------|--------------|-----------------|--------------|--------------|---------------|---------------|--------------|---------------|---------------|
|                  |                                | S             | A            | S            | A            | S            | A            | S               | A            | S            | A             | S             | A            | S             | A             |
| (1)              | (2)                            | (17)          | (18)         | (19)         | (20)         | (21)         | (22)         | (23)            | (24)         | (25)         | (26)          | (27)          | (28)         | (29)          | (30)          |
| 1                | Andhra Pradesh                 | 67            | 57           | 147          | 113          | -            | -            | 328             | 293          | 290          | 208           | -             | -            | 884           | 703           |
| 2                | Arunachal Pradesh              | 1             | 13           | 19           | 18           | 11           | 20           | 22              | 165          | 115          | 109           | -             | 1            | 172           | 331           |
| 3                | Assam                          | 101           | 43           | 438          | 272          | 374          | 318          | 342             | 308          | 632          | 614           | 43            | 41           | 1,984         | 1,639         |
| 4                | Bihar                          | 181           | 117          | 763          | 293          | 389          | 256          | 60              | 56           | 492          | 371           | 350           | 41           | 2,330         | 1,162         |
| 5                | Chhattisgarh                   | 47            | 34           | 79           | 67           | 36           | 18           | 62              | 57           | 131          | 46            | -             | -            | 378           | 240           |
| 6                | Goa                            | 4             | 4            | 17           | 14           | 8            | 8            | 34              | 34           | 47           | 47            | 8             | -            | 121           | 109           |
| 7                | Gujarat                        | 91            | 79           | 307          | 176          | 452          | 393          | -               | -            | -            | -             | -             | -            | 886           | 677           |
| 8                | Haryana                        | 77            | 61           | 130          | 98           | 310          | 237          | 809             | 369          | 804          | 842           | -             | -            | 2,169         | 1,635         |
| 9                | Himachal Pradesh               | 7             | 5            | 29           | 22           | 28           | 22           | 24              | 44           | 84           | 112           | -             | -            | 178           | 210           |
| 10               | Jharkhand                      | 209           | 173          | 657          | 530          | 225          | 242          | 56              | 47           | 1,112        | 664           | 196           | 185          | 2,516         | 1,873         |
| 11               | Karnataka                      | 74            | 65           | 224          | 129          | 135          | 103          | 483             | 397          | 316          | 152           | -             | -            | 1,286         | 884           |
| 12               | Kerala                         | 24            | 23           | 113          | 86           | 201          | 167          | 465             | 423          | 90           | 85            | 255           | 209          | 1,195         | 1,032         |
| 13               | Madhya Pradesh                 | 129           | 74           | 295          | 200          | 151          | 108          | 275             | 111          | 421          | 395           | 875           | 624          | 2,212         | 1,555         |
| 14               | Maharashtra                    | 495           | 352          | 464          | 161          | 54           | 54           | 550             | 437          | 897          | 474           | 249           | 139          | 2,765         | 1,650         |
| 15               | Manipur                        | 25            | 24           | 99           | 76           | 101          | 20           | 45              | 63           | 193          | 195           | -             | -            | 474           | 387           |
| 16               | Meghalaya                      | 38            | 37           | 120          | 86           | -            | -            | 34              | 34           | 375          | 347           | 4             | 4            | 586           | 520           |
| 17               | Mizoram                        | 12            | 11           | 36           | 21           | 25           | 18           | 28              | 26           | 80           | 64            | 20            | 20           | 206           | 165           |
| 18               | Nagaland                       | 23            | 23           | 69           | 67           | 86           | 86           | 227             | 223          | 387          | 393           | 16            | 25           | 826           | 832           |
| 19               | Odisha                         | 164           | 101          | 179          | 79           | 264          | 178          | 89              | 74           | 340          | 304           | -             | -            | 1,115         | 771           |
| 20               | Punjab                         | 201           | 123          | 524          | 267          | 538          | 273          | 868             | 860          | 2,456        | 2,055         | 249           | 182          | 4,919         | 3,844         |
| 21               | Rajasthan                      | 129           | 89           | 379          | 152          | 303          | 267          | 298             | 141          | 765          | 572           | -             | -            | 1,937         | 1,267         |
| 22               | Sikkim                         | 6             | 1            | 25           | 9            | 21           | 47           | 58              | 149          | 119          | 35            | 43            | 48           | 281           | 305           |
| 23               | Tamil Nadu                     | 133           | 132          | 322          | 258          | -            | -            | 377             | 345          | 404          | 383           | 314           | 229          | 1,595         | 1,388         |
| 24               | Telangana                      | 151           | 136          | 392          | 272          | 31           | 31           | 1,070           | 515          | 1,597        | 903           | -             | -            | 3,318         | 1,920         |
| 25               | Tripura                        | 21            | 3            | 63           | 23           | 61           | 36           | 3               | 9            | 240          | 167           | -             | -            | 399           | 246           |
| 26               | Uttar Pradesh                  | 313           | 376          | 816          | 498          | -            | -            | 1,113           | 1,173        | 1,280        | 1,294         | 7             | 3            | 3,610         | 3,392         |
| 27               | Uttarakhand                    | 68            | 67           | 267          | 206          | -            | -            | 320             | 197          | 472          | 379           | 34            | 36           | 1,181         | 900           |
| 28               | West Bengal                    | 185           | 117          | 688          | 429          | 666          | 662          | -               | -            | 2,261        | 1,405         | 44            | 42           | 3,916         | 2,706         |
| 29               | A & N Islands                  | 1             | 1            | 8            | 3            | 5            | 3            | 27              | 13           | 9            | 34            | -             | -            | 51            | 54            |
| 30               | Chandigarh                     | 10            | 3            | 26           | 4            | 33           | 25           | 56              | 26           | 72           | 56            | -             | -            | 199           | 116           |
| 31               | D & N Haveli and Daman and Diu | -             | -            | -            | -            | -            | -            | -               | -            | -            | -             | -             | -            | -             | -             |
| 32               | Delhi                          | 37            | 44           | 166          | 183          | 176          | 170          | 216             | 370          | 111          | 183           | 3             | 8            | 722           | 970           |
| 33               | Jammu and Kashmir              | 97            | 82           | 308          | 211          | 311          | 255          | 536             | 336          | 730          | 786           | 30            | 32           | 2,079         | 1,767         |
| 34               | Ladakh                         | -             | 3            | -            | 1            | -            | 6            | -               | 19           | -            | 5             | -             | -            | -             | 37            |
| 35               | Lakshadweep                    | 1             | 1            | 2            | -            | -            | -            | 5               | 5            | 11           | 11            | -             | -            | 19            | 17            |
| 36               | Puducherry                     | 7             | 2            | 14           | 6            | 1            | 1            | 28              | 23           | 11           | 13            | 1             | -            | 63            | 46            |
| <b>All India</b> |                                | <b>3,129</b>  | <b>2,476</b> | <b>8,185</b> | <b>5,030</b> | <b>4,996</b> | <b>4,024</b> | <b>8,908</b>    | <b>7,342</b> | <b>7,344</b> | <b>13,703</b> | <b>2,741</b>  | <b>1,869</b> | <b>46,572</b> | <b>35,350</b> |

TABLE 3.2.5 -- ACTUAL STRENGTH OF WOMAN POLICE IN SPECIAL BRANCH DEALING WITH INTELLIGENCE IN STATES/UTs

AS ON 01.01.2021

| Sl. No. | STATES/UTs                     | DGP/ SPL DG/ ADGP | IGP      | DIG      | AIGP/ SSP/SP/ COMMANDANT | ADDL. SP/ Dy. COMMANDANT | ASP/DY.SP/ ASSTT. COMMANDANT | INSPECTOR /RI | S.I./ RSI  | A.S.I./ ARSI | HEAD CONSTABLE | CON-STABLE   | OTHERS IF ANY | TOTAL        |
|---------|--------------------------------|-------------------|----------|----------|--------------------------|--------------------------|------------------------------|---------------|------------|--------------|----------------|--------------|---------------|--------------|
| (1)     | (2)                            | (3)               | (4)      | (5)      | (6)                      | (7)                      | (8)                          | (9)           | (10)       | (11)         | (12)           | (13)         | (14)          | (15)         |
| 1       | Andhra Pradesh                 | 0                 | 0        | 0        | 0                        | 0                        | 0                            | 3             | 1          | 0            | 0              | 6            | 0             | 10           |
| 2       | Arunachal Pradesh              | 0                 | 0        | 0        | 0                        | 0                        | 1                            | 0             | 1          | 0            | 6              | 21           | 1             | 30           |
| 3       | Assam                          | 0                 | 0        | 0        | 2                        | 0                        | 6                            | 3             | 53         | 18           | 12             | 70           | 0             | 164          |
| 4       | Bihar                          | 0                 | 0        | 0        | 0                        | 0                        | 2                            | 5             | 9          | 15           | 3              | 30           | 4             | 68           |
| 5       | Chhattisgarh                   | 0                 | 0        | 0        | 0                        | 2                        | 1                            | 5             | 4          | 0            | 4              | 2            | 0             | 18           |
| 6       | Goa                            | 0                 | 0        | 0        | 0                        | 0                        | 0                            | 0             | 3          | 8            | 3              | 18           | 0             | 32           |
| 7       | Gujarat                        | 0                 | 0        | 0        | 0                        | 0                        | 4                            | 12            | 51         | 34           | 0              | 0            | 0             | 101          |
| 8       | Haryana                        | 0                 | 0        | 0        | 0                        | 0                        | 1                            | 1             | 7          | 12           | 21             | 27           | 0             | 69           |
| 9       | Himachal Pradesh               | 0                 | 0        | 0        | 0                        | 0                        | 0                            | 0             | 0          | 0            | 2              | 12           | 0             | 14           |
| 10      | Jharkhand                      | 0                 | 0        | 0        | 2                        | 0                        | 0                            | 14            | 53         | 7            | 3              | 60           | 15            | 154          |
| 11      | Karnataka                      | 0                 | 0        | 0        | 0                        | 0                        | 0                            | 2             | 28         | 5            | 27             | 14           | 0             | 76           |
| 12      | Kerala                         | 0                 | 0        | 0        | 0                        | 0                        | 0                            | 0             | 0          | 0            | 0              | 0            | 0             | -            |
| 13      | Madhya Pradesh                 | 0                 | 0        | 0        | 0                        | 4                        | 0                            | 8             | 53         | 2            | 5              | 70           | 139           | 281          |
| 14      | Maharashtra                    | 0                 | 0        | 0        | 2                        | 0                        | 4                            | 62            | 43         | 3            | 33             | 161          | 0             | 308          |
| 15      | Manipur                        | 0                 | 0        | 0        | 0                        | 2                        | 0                            | 1             | 0          | 1            | 2              | 29           | 0             | 35           |
| 16      | Meghalaya                      | 0                 | 0        | 0        | 0                        | 0                        | 1                            | 4             | 11         | 0            | 2              | 67           | 0             | 85           |
| 17      | Mizoram                        | 0                 | 0        | 0        | 0                        | 0                        | 0                            | 2             | 5          | 3            | 3              | 15           | 0             | 28           |
| 18      | Nagaland                       | 0                 | 0        | 0        | 1                        | 0                        | 2                            | 9             | 14         | 21           | 15             | 88           | 6             | 156          |
| 19      | Odisha                         | 0                 | 0        | 0        | 0                        | 1                        | 3                            | 25            | 5          | 2            | 0              | 8            | 0             | 44           |
| 20      | Punjab                         | 0                 | 0        | 0        | 0                        | 0                        | 1                            | 7             | 18         | 12           | 26             | 179          | 98            | 341          |
| 21      | Rajasthan                      | 0                 | 0        | 0        | 0                        | 2                        | 1                            | 21            | 33         | 14           | 3              | 56           | 0             | 130          |
| 22      | Sikkim                         | 0                 | 0        | 0        | 0                        | 0                        | 0                            | 0             | 0          | 0            | 17             | 10           | 8             | 35           |
| 23      | Tamil Nadu                     | 0                 | 0        | 0        | 0                        | 0                        | 2                            | 46            | 16         | 0            | 19             | 8            | 16            | 107          |
| 24      | Telangana                      | 0                 | 0        | 0        | 1                        | 3                        | 1                            | 1             | 1          | 3            | 2              | 12           | 0             | 24           |
| 25      | Tripura                        | 0                 | 0        | 0        | 0                        | 0                        | 0                            | 1             | 0          | 1            | 1              | 20           | 1             | 24           |
| 26      | Uttar Pradesh                  | 0                 | 0        | 0        | 0                        | 1                        | 4                            | 109           | 38         | 0            | 162            | 391          | 0             | 705          |
| 27      | Uttarakhand                    | 0                 | 0        | 1        | 1                        | 1                        | 3                            | 11            | 32         | 0            | 2              | 82           | 0             | 133          |
| 28      | West Bengal                    | 0                 | 0        | 0        | 1                        | 1                        | 5                            | 2             | 18         | 19           | 0              | 51           | 0             | 97           |
| 29      | A & N Islands                  | 0                 | 0        | 0        | 0                        | 0                        | 0                            | 0             | 0          | 0            | 1              | 7            | 0             | 8            |
| 30      | Chandigarh                     | 0                 | 0        | 0        | 0                        | 0                        | 0                            | 1             | 0          | 2            | 9              | 19           | 0             | 31           |
| 31      | D & N Haveli and Daman and Diu | 0                 | 0        | 0        | 0                        | 0                        | 0                            | 0             | 0          | 0            | 0              | 0            | 0             | -            |
| 32      | Delhi                          | 0                 | 0        | 0        | 1                        | 0                        | 0                            | 3             | 23         | 19           | 16             | 33           | 0             | 95           |
| 33      | Jammu and Kashmir              | 0                 | 0        | 0        | 1                        | 0                        | 2                            | 5             | 6          | 3            | 9              | 18           | 1             | 45           |
| 34      | Ladakh                         | 0                 | 0        | 0        | 0                        | 0                        | 0                            | 0             | 0          | 0            | 1              | 1            | 0             | 2            |
| 35      | Lakshadweep                    | 0                 | 0        | 0        | 0                        | 0                        | 0                            | 0             | 0          | 0            | 0              | 0            | 0             | -            |
| 36      | Puducherry                     | 0                 | 0        | 0        | 0                        | 0                        | 0                            | 0             | 0          | 0            | 2              | 2            | 0             | 4            |
|         | <b>All India</b>               | <b>-</b>          | <b>0</b> | <b>1</b> | <b>12</b>                | <b>17</b>                | <b>44</b>                    | <b>363</b>    | <b>526</b> | <b>204</b>   | <b>411</b>     | <b>1,587</b> | <b>289</b>    | <b>3,454</b> |

TABLE 3.2.6-- SANCTIONED (S) & ACTUAL (A) STRENGTH OF CRIME INVESTIGATION DEPARTMENT (CID/CRIME BRANCH (CB)) IN STATES/UTs AS ON 01.01.2021

| SL. No.      | STATES/UTs                     | DGP/ SPL.DGP |          | ADDL.DGP  |           | IGP       |           | DIG       |           | AIGP/SSP/SP/ COMMANDANT |            | ADDL. SP/ Dy. COMMANDANT |            | ASP/DY.SP/ ASSTT. COM-MANDANT |            |
|--------------|--------------------------------|--------------|----------|-----------|-----------|-----------|-----------|-----------|-----------|-------------------------|------------|--------------------------|------------|-------------------------------|------------|
|              |                                | S            | A        | S         | A         | S         | A         | S         | A         | S                       | A          | S                        | A          | S                             | A          |
| (1)          | (2)                            | (3)          | (4)      | (5)       | (6)       | (7)       | (8)       | (9)       | (10)      | (11)                    | (12)       | (13)                     | (14)       | (15)                          | (16)       |
| 1            | Andhra Pradesh                 | 0            | 0        | 1         | 1         | 2         | 0         | 3         | 2         | 6                       | 3          | 8                        | 8          | 48                            | 42         |
| 2            | Arunachal Pradesh              | 0            | 0        | 0         | 0         | 0         | 0         | 0         | 0         | 0                       | 1          | 0                        | 0          | 2                             | 1          |
| 3            | Assam                          | 0            | 0        | 1         | 1         | 1         | 1         | 1         | 1         | 2                       | 2          | 0                        | 0          | 8                             | 7          |
| 4            | Bihar                          | 0            | 0        | 1         | 2         | 3         | 1         | 2         | 2         | 5                       | 5          | 0                        | 2          | 79                            | 27         |
| 5            | Chhattisgarh                   | 0            | 0        | 1         | 0         | 1         | 1         | 1         | 1         | 5                       | 5          | 2                        | 4          | 9                             | 9          |
| 6            | Goa                            | 0            | 0        | 0         | 0         | 0         | 0         | 1         | 1         | 1                       | 1          | 0                        | 0          | 1                             | 1          |
| 7            | Gujarat                        | 1            | 1        | 0         | 0         | 3         | 3         | 4         | 3         | 6                       | 4          | 0                        | 0          | 22                            | 17         |
| 8            | Haryana                        | 2            | 1        | 2         | 3         | 3         | 3         | 4         | 2         | 11                      | 6          | 0                        | 0          | 32                            | 28         |
| 9            | Himachal Pradesh               | 0            | 0        | 1         | 1         | 1         | 0         | 3         | 2         | 2                       | 3          | 0                        | 2          | 6                             | 5          |
| 10           | Jharkhand                      | 0            | 0        | 1         | 1         | 2         | 0         | 1         | 1         | 4                       | 1          | 0                        | 0          | 12                            | 12         |
| 11           | Karnataka                      | 1            | 1        | 2         | 1         | 0         | 0         | 2         | 1         | 9                       | 9          | 0                        | 0          | 61                            | 37         |
| 12           | Kerala                         | 0            | 0        | 1         | 1         | 3         | 2         | 0         | 0         | 16                      | 14         | 0                        | 0          | 42                            | 40         |
| 13           | Madhya Pradesh                 | 0            | 0        | 2         | 2         | 2         | 2         | 1         | 1         | 14                      | 11         | 3                        | 1          | 47                            | 15         |
| 14           | Maharashtra                    | 0            | 0        | 1         | 1         | 5         | 3         | 3         | 3         | 19                      | 17         | 15                       | 8          | 32                            | 18         |
| 15           | Manipur                        | 0            | 0        | 0         | 0         | 0         | 0         | 1         | 0         | 2                       | 2          | 2                        | 2          | 9                             | 5          |
| 16           | Meghalaya                      | 0            | 0        | 1         | 0         | 1         | 0         | 1         | 1         | 3                       | 3          | 0                        | 0          | 4                             | 4          |
| 17           | Mizoram                        | 0            | 0        | 0         | 0         | 0         | 0         | 0         | 0         | 1                       | 1          | 1                        | 1          | 1                             | 0          |
| 18           | Nagaland                       | 0            | 0        | 0         | 1         | 0         | 1         | 0         | 0         | 1                       | 2          | 0                        | 0          | 2                             | 1          |
| 19           | Odisha                         | 0            | 0        | 1         | 1         | 2         | 1         | 1         | 0         | 4                       | 3          | 5                        | 5          | 27                            | 7          |
| 20           | Punjab                         | 0            | 0        | 1         | 1         | 2         | 5         | 1         | 1         | 9                       | 12         | 0                        | 0          | 10                            | 8          |
| 21           | Rajasthan                      | 0            | 0        | 5         | 2         | 7         | 2         | 10        | 5         | 13                      | 8          | 28                       | 30         | 14                            | 15         |
| 22           | Sikkim                         | 1            | 1        | 0         | 0         | 0         | 0         | 0         | 0         | 1                       | 2          | 0                        | 1          | 1                             | 0          |
| 23           | Tamil Nadu                     | 2            | 2        | 4         | 3         | 6         | 5         | 1         | 0         | 16                      | 16         | 42                       | 30         | 56                            | 48         |
| 24           | Telangana                      | 0            | 0        | 1         | 1         | 3         | 1         | 2         | 4         | 8                       | 5          | 9                        | 6          | 36                            | 32         |
| 25           | Tripura                        | 0            | 0        | 0         | 0         | 0         | 0         | 1         | 1         | 2                       | 3          | 2                        | 1          | 8                             | 9          |
| 26           | Uttar Pradesh                  | 1            | 1        | 2         | 2         | 2         | 0         | 1         | 1         | 6                       | 7          | 11                       | 8          | 42                            | 8          |
| 27           | Uttarakhand                    | 0            | 0        | 1         | 1         | 0         | 0         | 1         | 1         | 0                       | 0          | 2                        | 2          | 4                             | 2          |
| 28           | West Bengal                    | 0            | 0        | 1         | 1         | 2         | 2         | 5         | 3         | 11                      | 5          | 2                        | 2          | 36                            | 34         |
| 29           | A & N Islands                  | 0            | 0        | 0         | 0         | 0         | 0         | 0         | 0         | 0                       | 1          | 0                        | 0          | 0                             | 0          |
| 30           | Chandigarh                     | 0            | 0        | 0         | 0         | 0         | 0         | 0         | 0         | 0                       | 1          | 0                        | 0          | 0                             | 1          |
| 31           | D & N Haveli and Daman and Diu | 0            | 0        | 0         | 0         | 0         | 0         | 0         | 0         | 0                       | 0          | 0                        | 0          | 0                             | 0          |
| 32           | Delhi                          | 0            | 1        | 1         | 0         | 3         | 1         | 1         | 1         | 4                       | 4          | 2                        | 0          | 23                            | 12         |
| 33           | Jammu and Kashmir              | 0            | 0        | 0         | 1         | 1         | 0         | 1         | 0         | 7                       | 5          | 0                        | 0          | 21                            | 14         |
| 34           | Ladakh                         | 0            | 0        | 0         | 0         | 0         | 0         | 0         | 0         | 0                       | 0          | 0                        | 0          | 0                             | 0          |
| 35           | Lakshadweep                    | 0            | 0        | 0         | 0         | 0         | 0         | 0         | 0         | 0                       | 0          | 0                        | 0          | 0                             | 0          |
| 36           | Puducherry                     | 0            | 0        | 0         | 0         | 0         | 0         | 0         | 0         | 1                       | 1          | 0                        | 0          | 0                             | 0          |
| <b>TOTAL</b> |                                | <b>8</b>     | <b>8</b> | <b>32</b> | <b>28</b> | <b>55</b> | <b>34</b> | <b>53</b> | <b>38</b> | <b>189</b>              | <b>163</b> | <b>134</b>               | <b>113</b> | <b>695</b>                    | <b>459</b> |

TABLE 3.2.6-- CONTINUED...

| Sl. No. | STATES/UTs                     | INSPECTOR /RI |       | S.I./RSI |       | A.S.I./ARSI |       | HEAD CON-STABLE |       | CONSTABLE |       | OTHERS IF ANY |      | TOTAL  |        |
|---------|--------------------------------|---------------|-------|----------|-------|-------------|-------|-----------------|-------|-----------|-------|---------------|------|--------|--------|
|         |                                | S             | A     | S        | A     | S           | A     | S               | A     | S         | A     | S             | A    | S      | A      |
| (1)     | (2)                            | (17)          | (18)  | (19)     | (20)  | (21)        | (22)  | (23)            | (24)  | (25)      | (26)  | (27)          | (28) | (29)   | (30)   |
| 1       | Andhra Pradesh                 | 87            | 60    | 153      | 101   | 0           | 0     | 148             | 106   | 231       | 152   | 0             | 0    | 687    | 475    |
| 2       | Arunachal Pradesh              | 3             | 7     | 8        | 3     | 2           | 0     | 0               | 5     | 12        | 14    | 1             | 3    | 28     | 34     |
| 3       | Assam                          | 78            | 28    | 75       | 57    | 57          | 53    | 23              | 10    | 150       | 122   | 13            | 12   | 409    | 294    |
| 4       | Bihar                          | 127           | 66    | 255      | 174   | 207         | 117   | 63              | 61    | 421       | 334   | 34            | 9    | 1,197  | 800    |
| 5       | Chhattisgarh                   | 36            | 19    | 59       | 19    | 1           | 3     | 32              | 43    | 64        | 60    | 52            | 36   | 263    | 200    |
| 6       | Goa                            | 3             | 3     | 7        | 6     | 3           | 3     | 15              | 11    | 20        | 20    | 2             | 0    | 53     | 46     |
| 7       | Gujarat                        | 96            | 52    | 55       | 39    | 69          | 31    | 75              | 74    | 139       | 91    | 0             | 0    | 470    | 315    |
| 8       | Haryana                        | 99            | 80    | 183      | 126   | 399         | 328   | 995             | 494   | 1059      | 1127  | 0             | 0    | 2,789  | 2,198  |
| 9       | Himachal Pradesh               | 11            | 7     | 28       | 16    | 12          | 12    | 30              | 33    | 72        | 66    | 0             | 0    | 166    | 147    |
| 10      | Jharkhand                      | 63            | 52    | 128      | 59    | 74          | 86    | 39              | 31    | 224       | 201   | 31            | 10   | 579    | 454    |
| 11      | Karnataka                      | 60            | 52    | 72       | 46    | 55          | 49    | 251             | 197   | 92        | 24    | 0             | 0    | 605    | 417    |
| 12      | Kerala                         | 65            | 65    | 82       | 69    | 165         | 138   | 198             | 173   | 304       | 289   | 263           | 251  | 1,139  | 1,042  |
| 13      | Madhya Pradesh                 | 139           | 35    | 156      | 100   | 91          | 47    | 185             | 68    | 196       | 199   | 163           | 79   | 999    | 560    |
| 14      | Maharashtra                    | 442           | 363   | 213      | 82    | 82          | 69    | 944             | 944   | 790       | 390   | 0             | 0    | 2,546  | 1,898  |
| 15      | Manipur                        | 12            | 6     | 22       | 19    | 11          | 5     | 8               | 7     | 40        | 37    | 0             | 0    | 107    | 83     |
| 16      | Meghalaya                      | 23            | 21    | 38       | 29    | 0           | 0     | 7               | 6     | 53        | 46    | 0             | 0    | 131    | 110    |
| 17      | Mizoram                        | 12            | 12    | 19       | 14    | 14          | 11    | 11              | 11    | 27        | 23    | 8             | 8    | 94     | 81     |
| 18      | Nagaland                       | 2             | 1     | 2        | 3     | 3           | 1     | 0               | 3     | 4         | 28    | 4             | 0    | 18     | 41     |
| 19      | Odisha                         | 72            | 65    | 65       | 34    | 103         | 61    | 14              | 15    | 135       | 104   | 0             | 0    | 429    | 296    |
| 20      | Punjab                         | 25            | 13    | 9        | 3     | 9           | 7     | 22              | 22    | 27        | 20    | 193           | 33   | 308    | 125    |
| 21      | Rajasthan                      | 72            | 64    | 74       | 46    | 32          | 32    | 202             | 151   | 729       | 641   | 0             | 0    | 1,186  | 996    |
| 22      | Sikkim                         | 6             | 7     | 10       | 1     | 7           | 8     | 6               | 33    | 43        | 17    | 1             | 2    | 76     | 72     |
| 23      | Tamil Nadu                     | 187           | 180   | 266      | 161   | 0           | 0     | 499             | 877   | 1021      | 234   | 0             | 0    | 2,100  | 1,556  |
| 24      | Telangana                      | 127           | 79    | 242      | 122   | 34          | 25    | 146             | 93    | 220       | 162   | 0             | 0    | 828    | 530    |
| 25      | Tripura                        | 32            | 11    | 19       | 14    | 3           | 4     | 22              | 15    | 17        | 33    | 16            | 14   | 122    | 105    |
| 26      | Uttar Pradesh                  | 200           | 84    | 7        | 19    | 0           | 0     | 49              | 194   | 260       | 34    | 3             | 2    | 584    | 360    |
| 27      | Uttarakhand                    | 25            | 12    | 5        | 6     | 0           | 0     | 8               | 10    | 48        | 51    | 13            | 17   | 107    | 102    |
| 28      | West Bengal                    | 184           | 138   | 660      | 398   | 381         | 366   | 0               | 0     | 819       | 612   | 151           | 110  | 2,252  | 1,671  |
| 29      | A & N Islands                  | 1             | 5     | 4        | 8     | 2           | 7     | 10              | 24    | 23        | 91    | 0             | 8    | 40     | 144    |
| 30      | Chandigarh                     | 0             | 1     | 0        | 5     | 0           | 11    | 0               | 13    | 0         | 35    | 0             | 0    | -      | 67     |
| 31      | D & N Haveli and Daman and Diu | 0             | 0     | 0        | 0     | 0           | 0     | 0               | 0     | 0         | 0     | 0             | 0    | -      | -      |
| 32      | Delhi                          | 95            | 70    | 295      | 197   | 311         | 126   | 613             | 430   | 864       | 483   | 40            | 0    | 2,252  | 1,325  |
| 33      | Jammu and Kashmir              | 34            | 32    | 128      | 44    | 57          | 40    | 120             | 115   | 395       | 260   | 20            | 15   | 784    | 526    |
| 34      | Ladakh                         | 0             | 0     | 0        | 0     | 0           | 0     | 0               | 0     | 0         | 0     | 0             | 0    | -      | -      |
| 35      | Lakshadweep                    | 0             | 0     | 0        | 0     | 0           | 0     | 0               | 0     | 0         | 0     | 0             | 0    | -      | -      |
| 36      | Puducherry                     | 3             | 3     | 3        | 4     | 0           | 0     | 3               | 6     | 2         | 18    | 0             | 0    | 12     | 32     |
| TOTAL   |                                | 2,421         | 1,693 | 3,342    | 2,024 | 2,184       | 1,640 | 4,738           | 4,275 | 8,501     | 6,018 | 1,008         | 609  | 23,360 | 17,102 |

TABLE 3.2.7-- ACTUAL STRENGTH OF WOMAN POLICE IN CRIME INVESTIGATION DEPARTMENT (CID/CRIME BRANCH (CB)) IN STATES/UTs  
AS ON 01.01.2021

| SL. No.      | STATES/UTs                             | DGP/ ADDL. DGP | IGP      | DIG      | AIGP/SSP/ SP/ COM-MANDANT | ADDL. SP/ DY. COM-MANDANT | ASP/ DY.SP/ ASSTT. COMMAN-DANT | IN-SPEC-TOR/ RI | S.I./ RSI  | A.S.I./ ARSI | HEAD CON-STABLE | CON-STA-BLE | OTH-ERS IF ANY | TOTAL        |
|--------------|--|----------------|----------|----------|---------------------------|---------------------------|--------------------------------|-----------------|------------|--------------|-----------------|-------------|----------------|--------------|
| (1)          | (2)                                    | (3)            | (4)      | (5)      | (6)                       | (7)                       | (8)                            | (9)             | (10)       | (11)         | (12)            | (13)        | (14)           | (15)         |
| 1            | Andhra Pradesh                         | -              | -        | -        | 2                         | 1                         | 1                              | 1               | 9          | -            | 6               | 23          | -              | 43           |
| 2            | Arunachal Pradesh                      | -              | -        | -        | -                         | -                         | -                              | 4               | -          | -            | -               | 3           | -              | 7            |
| 3            | Assam                                  | -              | -        | -        | -                         | -                         | 1                              | -               | -          | 1            | -               | 17          | -              | 19           |
| 4            | Bihar                                  | -              | -        | 1        | 1                         | -                         | 2                              | 1               | 6          | 8            | 5               | 36          | 5              | 65           |
| 5            | Chhattisgarh                           | -              | -        | 1        | 2                         | 1                         | 1                              | 8               | 7          | -            | 8               | 24          | 11             | 63           |
| 6            | Goa                                    | -              | -        | -        | -                         | -                         | -                              | -               | -          | 3            | 1               | -           | -              | 4            |
| 7            | Gujarat                                | -              | -        | -        | -                         | -                         | 1                              | 6               | 7          | 9            | 13              | 10          | -              | 46           |
| 8            | Haryana                                | 1              | 1        | -        | -                         | 1                         | 1                              | 5               | 11         | 20           | 24              | 46          | -              | 110          |
| 9            | Himachal Pradesh                       | -              | -        | -        | -                         | -                         | -                              | -               | -          | -            | 4               | 9           | -              | 13           |
| 10           | Jharkhand                              | -              | -        | -        | -                         | -                         | -                              | 8               | 11         | 7            | 7               | 21          | -              | 54           |
| 11           | Karnataka                              | -              | -        | -        | 2                         | -                         | 5                              | -               | 3          | 4            | 35              | 3           | -              | 52           |
| 12           | Kerala                                 | -              | -        | -        | -                         | -                         | -                              | -               | -          | -            | 4               | 72          | -              | 76           |
| 13           | Madhya Pradesh                         | -              | -        | -        | 4                         | 4                         | -                              | 6               | 26         | 4            | 72              | 4           | 37             | 157          |
| 14           | Maharashtra                            | -              | -        | -        | 3                         | 4                         | -                              | 61              | 5          | -            | 96              | 13          | -              | 182          |
| 15           | Manipur                                | -              | -        | -        | -                         | -                         | -                              | -               | -          | -            | -               | -           | -              | -            |
| 16           | Meghalaya                              | -              | -        | -        | -                         | -                         | -                              | -               | -          | -            | -               | 2           | -              | 2            |
| 17           | Mizoram                                | -              | -        | -        | -                         | -                         | -                              | 4               | 4          | 1            | 6               | 1           | -              | 16           |
| 18           | Nagaland                               | -              | -        | -        | -                         | -                         | -                              | -               | -          | -            | -               | -           | -              | -            |
| 19           | Odisha                                 | -              | -        | -        | -                         | -                         | 1                              | 44              | 5          | 2            | -               | 16          | -              | 68           |
| 20           | Punjab                                 | -              | -        | -        | 2                         | -                         | -                              | 4               | -          | 2            | 2               | 4           | 10             | 24           |
| 21           | Rajasthan                              | -              | -        | -        | 2                         | 8                         | 1                              | 11              | 1          | 2            | 1               | 99          | -              | 125          |
| 22           | Sikkim                                 | -              | -        | -        | -                         | -                         | -                              | 1               | -          | 1            | 4               | 6           | 4              | 16           |
| 23           | Tamil Nadu                             | -              | 1        | -        | 6                         | 7                         | 3                              | 130             | 58         | -            | 177             | 71          | -              | 453          |
| 24           | Telangana                              | -              | -        | 1        | 1                         | 1                         | -                              | 6               | 8          | 13           | 6               | 15          | -              | 51           |
| 25           | Tripura                                | -              | -        | -        | 2                         | -                         | 1                              | -               | 1          | 1            | 1               | 5           | -              | 11           |
| 26           | Uttar Pradesh                          | -              | -        | -        | 3                         | 2                         | 2                              | 10              | 2          | -            | 46              | 12          | -              | 77           |
| 27           | Uttarakhand                            | -              | -        | -        | -                         | -                         | -                              | 2               | 1          | -            | -               | 16          | 3              | 22           |
| 28           | West Bengal                            | -              | -        | -        | 1                         | 1                         | 6                              | 22              | 26         | 15           | -               | 24          | -              | 95           |
| 29           | A & N Islands                          | -              | -        | -        | -                         | -                         | -                              | 2               | -          | 2            | 2               | 21          | 2              | 29           |
| 30           | Chandigarh                             | -              | -        | -        | -                         | -                         | -                              | -               | -          | -            | 1               | 5           | -              | 6            |
| 31           | D & N Have-<br>li and Daman<br>and Diu | -              | -        | -        | -                         | -                         | -                              | -               | -          | -            | -               | -           | -              | -            |
| 32           | Delhi                                  | -              | -        | -        | -                         | -                         | -                              | 2               | 18         | 8            | 22              | 46          | -              | 96           |
| 33           | Jammu and<br>Kashmir                   | -              | -        | -        | -                         | -                         | -                              | 2               | -          | -            | 1               | 5           | 1              | 9            |
| 34           | Ladakh                                 | -              | -        | -        | -                         | -                         | -                              | -               | -          | -            | -               | -           | -              | -            |
| 35           | Lakshadweep                            | -              | -        | -        | -                         | -                         | -                              | -               | -          | -            | -               | -           | -              | -            |
| 36           | Puducherry                             | -              | -        | -        | -                         | -                         | -                              | -               | 1          | -            | 4               | 2           | -              | 7            |
| <b>TOTAL</b> |  | <b>1</b>       | <b>2</b> | <b>3</b> | <b>31</b>                 | <b>30</b>                 | <b>26</b>                      | <b>340</b>      | <b>210</b> | <b>103</b>   | <b>548</b>      | <b>631</b>  | <b>73</b>      | <b>1,998</b> |



TABLE 3.2.8-- SANCTIONED (S) &amp; ACTUAL (A) STRENGTH OF VARIOUS RANKS IN SPECIAL OPERATIONS GROUP UNITS DEALING WITH INSURGENTS/ EXTREMISTS/ TERRORISTS IN STATES/UTs

AS ON 01.01.2021

| SL. No.      | STATES/UTs                     | No. OF UNITS | DGP/ SPL. DGP |          | ADDL.DGP  |           | IGP       |          | DIG       |           | AIGP/SSP/SP/ COMMANDANT |           | ADDL. SP/ DY. COMMANDANT |           | ASP/DY.SP/ ASSTT. COMMANDANT |            |
|--------------|--------------------------------|--------------|---------------|----------|-----------|-----------|-----------|----------|-----------|-----------|-------------------------|-----------|--------------------------|-----------|------------------------------|------------|
|              |                                |              | S             | A        | S         | A         | S         | A        | S         | A         | S                       | A         | S                        | A         | S                            | A          |
| (1)          | (2)                            | (3)          | (4)           | (5)      | (6)       | (7)       | (8)       | (9)      | (10)      | (11)      | (12)                    | (13)      | (14)                     | (15)      | (16)                         | (17)       |
| 1            | Andhra Pradesh                 | 4            | -             | -        | 1         | 2         | 1         | -        | 4         | 1         | 13                      | 9         | 22                       | 18        | 56                           | 44         |
| 2            | Arunachal Pradesh              | -            | -             | -        | -         | -         | -         | -        | -         | -         | -                       | -         | -                        | -         | -                            | -          |
| 3            | Assam                          | 1            | -             | -        | 1         | 1         | -         | -        | -         | -         | -                       | -         | 2                        | 2         | -                            | -          |
| 4            | Bihar                          | 2            | -             | -        | 2         | 2         | -         | -        | 2         | 1         | 3                       | 2         | 25                       | 16        | 59                           | 12         |
| 5            | Chhattisgarh                   | 1            | -             | -        | -         | -         | -         | -        | 2         | 1         | 5                       | -         | 8                        | 4         | 37                           | 4          |
| 6            | Goa                            | 1            | -             | -        | -         | -         | -         | -        | -         | -         | -                       | -         | -                        | -         | 1                            | 1          |
| 7            | Gujarat                        | 1            | -             | -        | 1         | -         | 1         | -        | 2         | 2         | 6                       | 3         | -                        | -         | -                            | -          |
| 8            | Haryana                        | 1            | -             | -        | -         | -         | 1         | 1        | -         | 1         | 2                       | 4         | -                        | -         | 6                            | 6          |
| 9            | Himachal Pradesh               | -            | -             | -        | -         | -         | -         | -        | -         | -         | -                       | -         | -                        | -         | -                            | -          |
| 10           | Jharkhand                      | -            | -             | -        | -         | -         | 1         | -        | 1         | 1         | 3                       | 3         | -                        | -         | 50                           | 41         |
| 11           | Karnataka                      | 1            | -             | -        | 1         | 1         | 2         | 1        | 2         | 1         | 4                       | 3         | 6                        | 5         | 14                           | 12         |
| 12           | Kerala                         | 1            | -             | -        | -         | -         | -         | -        | -         | -         | 1                       | 1         | -                        | -         | 1                            | 1          |
| 13           | Madhya Pradesh                 | 10           | -             | -        | -         | 1         | 1         | -        | -         | -         | 3                       | -         | -                        | 2         | 9                            | 10         |
| 14           | Maharashtra                    | -            | -             | -        | 1         | 1         | -         | -        | -         | -         | 9                       | 8         | 6                        | 6         | 34                           | 17         |
| 15           | Manipur                        | -            | -             | -        | -         | -         | -         | -        | -         | -         | -                       | -         | -                        | 3         | 8                            | 6          |
| 16           | Meghalaya                      | 1            | -             | -        | -         | -         | -         | -        | -         | -         | 2                       | 2         | 3                        | 2         | 13                           | 7          |
| 17           | Mizoram                        | -            | -             | -        | -         | -         | -         | -        | -         | -         | -                       | -         | -                        | -         | -                            | -          |
| 18           | Nagaland                       | -            | -             | -        | -         | -         | -         | -        | -         | -         | -                       | -         | -                        | -         | -                            | -          |
| 19           | Odisha                         | 3            | -             | -        | -         | -         | -         | -        | 1         | -         | 4                       | 3         | 9                        | 7         | 45                           | 18         |
| 20           | Punjab                         | 1            | -             | -        | -         | 1         | 1         | -        | -         | -         | 1                       | 1         | 1                        | -         | 4                            | 3          |
| 21           | Rajasthan                      | 9            | -             | -        | 1         | 1         | 1         | -        | 2         | 2         | 2                       | 1         | 15                       | 14        | 8                            | 10         |
| 22           | Sikkim                         | 1            | -             | -        | -         | -         | -         | -        | -         | -         | -                       | -         | 1                        | 2         | 1                            | 1          |
| 23           | Tamil Nadu                     | 2            | -             | -        | 1         | 1         | -         | -        | -         | -         | 2                       | 2         | 5                        | 3         | 3                            | 1          |
| 24           | Telangana                      | -            | -             | -        | -         | 1         | 1         | -        | 1         | -         | 4                       | 4         | 5                        | 4         | 30                           | 20         |
| 25           | Tripura                        | -            | -             | -        | -         | -         | -         | -        | -         | -         | -                       | -         | -                        | -         | -                            | -          |
| 26           | Uttar Pradesh                  | -            | -             | -        | -         | -         | 2         | 2        | 2         | -         | 2                       | 2         | 18                       | 11        | 35                           | 20         |
| 27           | Uttarakhand                    | -            | -             | -        | -         | -         | -         | -        | -         | -         | -                       | -         | -                        | -         | -                            | -          |
| 28           | West Bengal                    | 3            | -             | -        | -         | -         | 1         | 1        | 4         | -         | 10                      | 2         | 6                        | -         | 41                           | 5          |
| 29           | A & N Islands                  | -            | -             | -        | -         | -         | -         | -        | -         | -         | -                       | -         | -                        | -         | -                            | -          |
| 30           | Chandigarh                     | 1            | -             | -        | -         | -         | -         | -        | -         | -         | 1                       | 1         | -                        | -         | 2                            | -          |
| 31           | D & N Haveli and Daman and Diu | -            | -             | -        | -         | -         | -         | -        | -         | -         | -                       | -         | -                        | -         | -                            | -          |
| 32           | Delhi                          | NA           | -             | 1        | 1         | 1         | 3         | 1        | 1         | 1         | 4                       | 5         | 2                        | -         | 23                           | 12         |
| 33           | Jammu and Kashmir              | -            | -             | -        | -         | -         | -         | -        | -         | -         | 7                       | 9         | -                        | -         | 44                           | 43         |
| 34           | Ladakh                         | -            | -             | -        | -         | -         | -         | -        | -         | -         | -                       | -         | -                        | -         | -                            | -          |
| 35           | Lakshadweep                    | -            | -             | -        | -         | -         | -         | -        | -         | -         | -                       | -         | -                        | -         | -                            | -          |
| 36           | Puducherry                     | -            | -             | -        | -         | -         | -         | -        | -         | -         | -                       | -         | -                        | -         | -                            | -          |
| <b>TOTAL</b> |                                | <b>44</b>    | <b>-</b>      | <b>1</b> | <b>10</b> | <b>13</b> | <b>16</b> | <b>6</b> | <b>24</b> | <b>11</b> | <b>88</b>               | <b>65</b> | <b>134</b>               | <b>99</b> | <b>524</b>                   | <b>294</b> |

**TABLE 3.2.8-- CONTINUED...**

| Sl. No.      | STATES/UTs                     | INSPECTOR /RI |            | S.I./RSI     |              | A.S.I./ARSI  |              | HEAD CONSTABLE |              | CONSTABLE     |               | OTHERS IF ANY |            | TOTAL         |               |
|--------------|--------------------------------|---------------|------------|--------------|--------------|--------------|--------------|----------------|--------------|---------------|---------------|---------------|------------|---------------|---------------|
|              |                                | S             | A          | S            | A            | S            | A            | S              | A            | S             | A             | S             | A          | S             | A             |
| (1)          | (2)                            | (18)          | (19)       | (20)         | (21)         | (22)         | (23)         | (24)           | (25)         | (26)          | (27)          | (28)          | (29)       | (31)          | (30)          |
| 1            | Andhra Pradesh                 | 175           | 135        | 441          | 335          | -            | -            | 769            | 659          | 2,277         | 1,410         | 91            | 54         | 3,850         | 2,667         |
| 2            | Arunachal Pradesh              | -             | -          | -            | -            | -            | -            | -              | -            | -             | -             | -             | -          | 0             | 0             |
| 3            | Assam                          | 7             | 4          | 22           | 2            | 10           | 9            | 8              | 6            | 77            | 37            | -             | -          | 127           | 61            |
| 4            | Bihar                          | 27            | 23         | 217          | 110          | 46           | 31           | 352            | 34           | 1,836         | 1,346         | -             | -          | 2,569         | 1,577         |
| 5            | Chhattisgarh                   | 68            | 67         | 104          | 22           | 147          | 42           | 564            | 512          | 1,682         | 1,428         | 132           | 105        | 2,749         | 2,185         |
| 6            | Goa                            | 2             | 1          | 14           | 5            | -            | -            | 9              | 9            | 50            | 37            | 17            | 3          | 93            | 56            |
| 7            | Gujarat                        | 12            | 10         | 28           | 23           | 16           | 5            | 44             | 11           | 114           | 10            | -             | -          | 224           | 64            |
| 8            | Haryana                        | 7             | 7          | 22           | 17           | 42           | 19           | 62             | 50           | 162           | 62            | 3             | -          | 307           | 167           |
| 9            | Himachal Pradesh               | 6             | 1          | 9            | 4            | 4            | 5            | 6              | 3            | 19            | 9             | -             | -          | 44            | 22            |
| 10           | Jharkhand                      | 59            | 62         | 293          | 44           | 88           | 178          | 684            | 389          | 2,485         | 1,781         | 1             | 1          | 3,665         | 2,500         |
| 11           | Karnataka                      | 61            | 59         | 34           | 23           | -            | -            | 134            | 161          | 385           | 288           | 81            | 38         | 724           | 592           |
| 12           | Kerala                         | 5             | 3          | 10           | 9            | 17           | 1            | 139            | 170          | 390           | 374           | -             | 1          | 563           | 560           |
| 13           | Madhya Pradesh                 | 16            | 12         | 44           | 18           | 7            | 8            | 67             | 16           | 88            | 138           | 24            | 13         | 259           | 218           |
| 14           | Maharashtra                    | 237           | 165        | 526          | 442          | 440          | 410          | 1,804          | 1,710        | 6,695         | 6,368         | -             | -          | 9,752         | 9,127         |
| 15           | Manipur                        | 16            | 30         | 82           | 71           | 54           | 42           | 108            | 435          | 1,592         | 1,259         | -             | -          | 1,860         | 1,846         |
| 16           | Meghalaya                      | 41            | 31         | 122          | 117          | 3            | 3            | 240            | 107          | 1,274         | 1,113         | 60            | 50         | 1,758         | 1,432         |
| 17           | Mizoram                        | -             | -          | -            | -            | -            | -            | -              | -            | -             | -             | -             | -          | 0             | 0             |
| 18           | Nagaland                       | -             | -          | -            | -            | -            | -            | -              | -            | -             | -             | -             | -          | -             | -             |
| 19           | Odisha                         | 82            | 32         | 136          | 114          | 3            | 2            | 324            | 270          | 1,487         | 1,206         | -             | -          | 2,091         | 1,652         |
| 20           | Punjab                         | 4             | 1          | 11           | -            | 41           | 21           | 45             | 1            | 188           | 180           | -             | -          | 296           | 208           |
| 21           | Rajasthan                      | 44            | 38         | 79           | 16           | 18           | 6            | 64             | 65           | 180           | 157           | 60            | 41         | 474           | 351           |
| 22           | Sikkim                         | -             | -          | 2            | 5            | -            | 6            | -              | 34           | 27            | 27            | -             | 3          | 31            | 78            |
| 23           | Tamil Nadu                     | 15            | 12         | 49           | 41           | -            | -            | 89             | 63           | 258           | 235           | 1             | 1          | 423           | 359           |
| 24           | Telangana                      | 75            | 60         | 182          | 143          | 10           | 10           | 437            | 210          | 1,563         | 883           | -             | -          | 2,308         | 1,335         |
| 25           | Tripura                        | -             | -          | -            | -            | -            | -            | -              | -            | -             | -             | -             | -          | 0             | 0             |
| 26           | Uttar Pradesh                  | 58            | 39         | 159          | 71           | -            | -            | 252            | 222          | 1,095         | 500           | 8             | 5          | 1,631         | 872           |
| 27           | Uttarakhand                    | -             | -          | -            | -            | -            | -            | -              | -            | -             | -             | -             | -          | 0             | 0             |
| 28           | West Bengal                    | 79            | 22         | 246          | 110          | 452          | 79           | -              | -            | 2,340         | 1,143         | 19            | 16         | 3,198         | 1,378         |
| 29           | A & N Islands                  | -             | -          | -            | -            | -            | -            | -              | -            | -             | -             | -             | -          | 0             | 0             |
| 30           | Chandigarh                     | 4             | -          | 15           | 3            | 15           | 15           | 24             | 21           | 77            | 115           | -             | -          | 138           | 155           |
| 31           | D & N Haveli and Daman and Diu | -             | -          | -            | -            | -            | -            | -              | -            | -             | -             | -             | -          | 0             | 0             |
| 32           | Delhi                          | 95            | 57         | 295          | 231          | 311          | 137          | 613            | 421          | 864           | 685           | 40            | 12         | 2,252         | 1,564         |
| 33           | Jammu and Kashmir              | 18            | 36         | 45           | 49           | 88           | 135          | 287            | 426          | 1,627         | 1,581         | 172           | 166        | 2,288         | 2,445         |
| 34           | Ladakh                         | -             | -          | -            | 1            | -            | -            | -              | 7            | -             | 8             | -             | -          | 0             | 16            |
| 35           | Lakshadweep                    | -             | -          | -            | -            | -            | -            | -              | -            | -             | -             | -             | -          | 0             | 0             |
| 36           | Puducherry                     | -             | -          | -            | -            | -            | -            | -              | -            | -             | -             | -             | -          | 0             | 0             |
| <b>TOTAL</b> |                                | <b>1,213</b>  | <b>907</b> | <b>3,187</b> | <b>2,026</b> | <b>1,812</b> | <b>1,164</b> | <b>7,125</b>   | <b>6,012</b> | <b>28,832</b> | <b>22,380</b> | <b>709</b>    | <b>509</b> | <b>43,674</b> | <b>33,487</b> |

TABLE 3.2.9 (A) --ACTUAL STRENGTH OF WOMAN POLICE IN VARIOUS RANKS IN SPECIAL OPERATIONS GROUP UNITS DEALING WITH INSURGENTS/ EXTREMISTS/ TERRORISTS IN STATES/UTs

AS ON 01.01.2021

| Sl. No.      | STATES/UTs                     | No. OF UNITS | DGP/ SPL. DGP | AD GP    | IGP      | DIG      | AIGP/SSP/ SP/ COMMANDANT | ADDL. SP/DY. COM-MANDANT | ASP/DY.SP/ ASSTT. COMMANDANT |
|--------------|--------------------------------|--------------|---------------|----------|----------|----------|--------------------------|--------------------------|------------------------------|
| (1)          | (2)                            | (3)          | (4)           | (5)      | (6)      | (7)      | (8)                      | (9)                      | (10)                         |
| 1            | Andhra Pradesh                 | 4            | 0             | 0        | 0        | 0        | 0                        | 1                        | 0                            |
| 2            | Arunachal Pradesh              | 0            | 0             | 0        | 0        | 0        | 0                        | 0                        | 0                            |
| 3            | Assam                          | 1            | 0             | 0        | 0        | 0        | 0                        | 0                        | 0                            |
| 4            | Bihar                          | 2            | 0             | 0        | 0        | 0        | 0                        | 0                        | 0                            |
| 5            | Chhattisgarh                   | 1            | 0             | 0        | 0        | 0        | 0                        | 1                        | 0                            |
| 6            | Goa                            | 1            | 0             | 0        | 0        | 0        | 0                        | 0                        | 0                            |
| 7            | Gujarat                        | 0            | 0             | 0        | 0        | 0        | 0                        | 0                        | 0                            |
| 8            | Haryana                        | 0            | 0             | 0        | 0        | 0        | 0                        | 0                        | 0                            |
| 9            | Himachal Pradesh               | 0            | 0             | 0        | 0        | 0        | 0                        | 0                        | 0                            |
| 10           | Jharkhand                      | 0            | 0             | 0        | 0        | 0        | 0                        | 0                        | 0                            |
| 11           | Karnataka                      | 1            | 0             | 0        | 0        | 0        | 0                        | 1                        | 0                            |
| 12           | Kerala                         | 0            | 0             | 0        | 0        | 0        | 0                        | 0                        | 0                            |
| 13           | Madhya Pradesh                 | 0            | 0             | 0        | 0        | 0        | 0                        | 0                        | 2                            |
| 14           | Maharashtra                    | 5            | 0             | 0        | 0        | 0        | 0                        | 0                        | 0                            |
| 15           | Manipur                        | 0            | 0             | 0        | 0        | 0        | 0                        | 0                        | 0                            |
| 16           | Meghalaya                      | 0            | 0             | 0        | 0        | 0        | 0                        | 1                        | 2                            |
| 17           | Mizoram                        | 0            | 0             | 0        | 0        | 0        | 0                        | 0                        | 0                            |
| 18           | Nagaland                       | 0            | 0             | 0        | 0        | 0        | 0                        | 0                        | 0                            |
| 19           | Odisha                         | 3            | 0             | 0        | 0        | 0        | 0                        | 0                        | 0                            |
| 20           | Punjab                         | 0            | 0             | 0        | 0        | 0        | 0                        | 0                        | 0                            |
| 21           | Rajasthan                      | 0            | 0             | 0        | 0        | 0        | 0                        | 1                        | 0                            |
| 22           | Sikkim                         | 0            | 0             | 0        | 0        | 0        | 0                        | 0                        | 0                            |
| 23           | Tamil Nadu                     | 0            | 0             | 0        | 0        | 0        | 0                        | 0                        | 0                            |
| 24           | Telangana                      | 2            | 0             | 0        | 0        | 0        | 0                        | 0                        | 3                            |
| 25           | Tripura                        | 0            | 0             | 0        | 0        | 0        | 0                        | 0                        | 0                            |
| 26           | Uttar Pradesh                  | 0            | 0             | 0        | 0        | 0        | 0                        | 0                        | 0                            |
| 27           | Uttarakhand                    | 0            | 0             | 0        | 0        | 1        | 0                        | 0                        | 0                            |
| 28           | West Bengal                    | 0            | 0             | 0        | 0        | 0        | 0                        | 0                        | 0                            |
| 29           | A & N Islands                  | 0            | 0             | 0        | 0        | 0        | 0                        | 0                        | 0                            |
| 30           | Chandigarh                     | 1            | 0             | 0        | 0        | 0        | 0                        | 0                        | 0                            |
| 31           | D & N Haveli and Daman and Diu | 0            | 0             | 0        | 0        | 0        | 0                        | 0                        | 0                            |
| 32           | Delhi                          | NA           | 0             | 0        | 0        | 0        | 0                        | 0                        | 1                            |
| 33           | Jammu and Kashmir              | 0            | 0             | 0        | 0        | 0        | 0                        | 0                        | 0                            |
| 34           | Ladakh                         | 0            | 0             | 0        | 0        | 0        | 0                        | 0                        | 0                            |
| 35           | Lakshadweep                    | 0            | 0             | 0        | 0        | 0        | 0                        | 0                        | 0                            |
| 36           | Puducherry                     | 0            | 0             | 0        | 0        | 0        | 0                        | 0                        | 0                            |
| <b>TOTAL</b> |                                | <b>21</b>    | <b>0</b>      | <b>0</b> | <b>0</b> | <b>1</b> | <b>0</b>                 | <b>5</b>                 | <b>8</b>                     |

**TABLE 3.2.9 (A) -- CONTINUED...**

| Sl. No.      | STATES/UTs                     | INSPECTOR /RI | S.I./RSI  | A.S.I./ ARSI | HEAD CON-STABLE | CONSTABLE  | OTHERS IF ANY | TOTAL      |
|--------------|--------------------------------|---------------|-----------|--------------|-----------------|------------|---------------|------------|
| (1)          | (2)                            | (11)          | (12)      | (13)         | (14)            | (15)       | (16)          | (17)       |
| 1            | Andhra Pradesh                 | 3             | 1         | 0            | 0               | 0          | 0             | 5          |
| 2            | Arunachal Pradesh              | 0             | 0         | 0            | 0               | 0          | 0             | 0          |
| 3            | Assam                          | 0             | 2         | 0            | 0               | 0          | 0             | 2          |
| 4            | Bihar                          | 0             | 2         | 1            | 0               | 18         | 0             | 21         |
| 5            | Chhattisgarh                   | 0             | 0         | 1            | 0               | 0          | 0             | 2          |
| 6            | Goa                            | 0             | 0         | 0            | 1               | 0          | 0             | 1          |
| 7            | Gujarat                        | 1             | 4         | 0            | 0               | 0          | 0             | 5          |
| 8            | Haryana                        | 0             | 0         | 0            | 0               | 0          | 0             | 0          |
| 9            | Himachal Pradesh               | 0             | 0         | 0            | 0               | 1          | 0             | 1          |
| 10           | Jharkhand                      | 0             | 0         | 0            | 0               | 0          | 0             | 0          |
| 11           | Karnataka                      | 4             | 1         | 0            | 0               | 0          | 0             | 6          |
| 12           | Kerala                         | 0             | 0         | 0            | 3               | 32         | 0             | 35         |
| 13           | Madhya Pradesh                 | 1             | 4         | 0            | 0               | 4          | 1             | 12         |
| 14           | Maharashtra                    | 9             | 4         | 0            | 2               | 2          | 0             | 17         |
| 15           | Manipur                        | 0             | 0         | 0            | 1               | 13         | 0             | 14         |
| 16           | Meghalaya                      | 0             | 8         | 0            | 0               | 140        | 0             | 151        |
| 17           | Mizoram                        | 0             | 0         | 0            | 0               | 0          | 0             | 0          |
| 18           | Nagaland                       | 0             | 0         | 0            | 0               | 0          | 0             | 0          |
| 19           | Odisha                         | 4             | 0         | 0            | 0               | 0          | 0             | 4          |
| 20           | Punjab                         | 0             | 0         | 0            | 0               | 0          | 0             | 0          |
| 21           | Rajasthan                      | 10            | 1         | 1            | 1               | 9          | 0             | 23         |
| 22           | Sikkim                         | 0             | 0         | 0            | 0               | 0          | 0             | 0          |
| 23           | Tamil Nadu                     | 0             | 0         | 0            | 0               | 1          | 0             | 1          |
| 24           | Telangana                      | 2             | 0         | 0            | 0               | 13         | 0             | 18         |
| 25           | Tripura                        | 0             | 0         | 0            | 0               | 0          | 0             | 0          |
| 26           | Uttar Pradesh                  | 0             | 1         | 0            | 1               | 27         | 0             | 29         |
| 27           | Uttarakhand                    | 0             | 2         | 0            | 0               | 2          | 0             | 5          |
| 28           | West Bengal                    | 0             | 1         | 0            | 0               | 5          | 0             | 6          |
| 29           | A & N Islands                  | 0             | 0         | 0            | 0               | 0          | 0             | 0          |
| 30           | Chandigarh                     | 0             | 0         | 0            | 1               | 21         | 0             | 22         |
| 31           | D & N Haveli and Daman and Diu | 0             | 0         | 0            | 0               | 0          | 0             | 0          |
| 32           | Delhi                          | 1             | 10        | 6            | 3               | 122        | 0             | 143        |
| 33           | Jammu and Kashmir              | 0             | 0         | 0            | 0               | 0          | 0             | 0          |
| 34           | Ladakh                         | 0             | 0         | 0            | 0               | 0          | 0             | 0          |
| 35           | Lakshadweep                    | 0             | 0         | 0            | 0               | 0          | 0             | 0          |
| 36           | Puducherry                     | 0             | 0         | 0            | 0               | 0          | 0             | 0          |
| <b>TOTAL</b> |                                | <b>35</b>     | <b>41</b> | <b>9</b>     | <b>13</b>       | <b>410</b> | <b>1</b>      | <b>523</b> |

TABLE 3.2.9 (B)-- ACTUAL (A) STRENGTH OF ANTI CORRUPTION BUREAU(ACB)/ VIGILANCE DEPARTMENT IN STATES/UTS

AS ON 01.01.2021

| Sl. No.      | STATES/UTs                     | DGP/ ADDL. DGP | IGP       | DIG       | AIGP/SSP/SP/ COMMANDANT | ADDL. SP/DY. COMMANDANT | ASP/DY.SP/ ASSTT. COM-MANDANT | INSPECTOR /RI |
|--------------|--------------------------------|----------------|-----------|-----------|-------------------------|-------------------------|-------------------------------|---------------|
| (1)          | (2)                            | (3)            | (4)       | (5)       | (6)                     | (7)                     | (8)                           | (9)           |
| 1            | Andhra Pradesh                 | 2              | 0         | 3         | 2                       | 17                      | 33                            | 78            |
| 2            | Arunachal Pradesh              | 0              | 0         | 0         | 1                       | 0                       | 1                             | 8             |
| 3            | Assam                          | 0              | 0         | 1         | 3                       | 1                       | 5                             | 11            |
| 4            | Bihar                          | 1              | 1         | 2         | 5                       | 2                       | 26                            | 39            |
| 5            | Chhattisgarh                   | 0              | 0         | 1         | 1                       | 0                       | 10                            | 31            |
| 6            | Goa                            | 0              | 0         | 0         | 1                       | 0                       | 1                             | 3             |
| 7            | Gujarat                        | 1              | 0         | 1         | 0                       | 0                       | 11                            | 66            |
| 8            | Haryana                        | 2              | 1         | 1         | 3                       | 1                       | 16                            | 33            |
| 9            | Himachal Pradesh               | 1              | 1         | 0         | 4                       | 3                       | 11                            | 47            |
| 10           | Jharkhand                      | 1              | 0         | 1         | 2                       | 1                       | 26                            | 59            |
| 11           | Karnataka                      | 2              | 0         | 0         | 22                      | 0                       | 65                            | 142           |
| 12           | Kerala                         | 1              | 1         | 0         | 8                       | 0                       | 34                            | 89            |
| 13           | Madhya Pradesh                 | 1              | 0         | 0         | 2                       | 0                       | 0                             | 3             |
| 14           | Maharashtra                    | 3              | 0         | 1         | 7                       | 16                      | 94                            | 169           |
| 15           | Manipur                        | 0              | 0         | 0         | 1                       | 3                       | 6                             | 6             |
| 16           | Meghalaya                      | 0              | 0         | 1         | 0                       | 0                       | 0                             | 1             |
| 17           | Mizoram                        | 0              | 0         | 1         | 1                       | 1                       | 3                             | 5             |
| 18           | Nagaland                       | 0              | 1         | 0         | 4                       | 2                       | 5                             | 6             |
| 19           | Odisha                         | 1              | 2         | 0         | 6                       | 15                      | 28                            | 82            |
| 20           | Punjab                         | 1              | 2         | 1         | 13                      | 0                       | 28                            | 38            |
| 21           | Rajasthan                      | 3              | 1         | 3         | 5                       | 31                      | 31                            | 76            |
| 22           | Sikkim                         | 1              | 0         | 1         | 1                       | 1                       | 2                             | 4             |
| 23           | Tamil Nadu                     | 1              | 1         | 1         | 4                       | 5                       | 35                            | 101           |
| 24           | Telangana                      | 1              | 0         | 0         | 5                       | 2                       | 16                            | 62            |
| 25           | Tripura                        | 0              | 0         | 0         | 0                       | 0                       | 2                             | 3             |
| 26           | Uttar Pradesh                  | 2              | 0         | 1         | 8                       | 6                       | 5                             | 162           |
| 27           | Uttarakhand                    | 1              | 0         | 1         | 2                       | 0                       | 2                             | 14            |
| 28           | West Bengal                    | 1              | 0         | 1         | 0                       | 0                       | 9                             | 33            |
| 29           | A & N Islands                  | 0              | 0         | 0         | 0                       | 0                       | 0                             | 4             |
| 30           | Chandigarh                     | 0              | 0         | 0         | 0                       | 0                       | 1                             | 3             |
| 31           | D & N Haveli and Daman and Diu | 0              | 0         | 0         | 0                       | 0                       | 1                             | 1             |
| 32           | Delhi                          | 0              | 0         | 2         | 1                       | 0                       | 2                             | 15            |
| 33           | Jammu and Kashmir              | 0              | 1         | 0         | 9                       | 0                       | 21                            | 80            |
| 34           | Ladakh                         | 0              | 0         | 0         | 0                       | 0                       | 0                             | 0             |
| 35           | Lakshadweep                    | 0              | 0         | 0         | 0                       | 0                       | 0                             | 0             |
| 36           | Puducherry                     | 0              | 0         | 0         | 1                       | 0                       | 0                             | 2             |
| <b>TOTAL</b> |                                | <b>27</b>      | <b>12</b> | <b>24</b> | <b>122</b>              | <b>107</b>              | <b>530</b>                    | <b>1,476</b>  |

**TABLE 3.2.9 (B)- CONTINUED...**

| Sl. No.      | STATES/Uts                     | S.I./RSI   | A.S.I./ ARSI | HEAD CONSTABLE | CONSTABLE    | OTHERS IF ANY | TOTAL        |
|--------------|--------------------------------|------------|--------------|----------------|--------------|---------------|--------------|
| (1)          | (2)                            | (10)       | (11)         | (12)           | (13)         | (14)          | (15)         |
| 1            | Andhra Pradesh                 | 45         | 12           | 105            | 245          | 0             | 542          |
| 2            | Arunachal Pradesh              | 0          | 0            | 5              | 13           | 0             | 28           |
| 3            | Assam                          | 5          | 3            | 0              | 32           | 0             | 61           |
| 4            | Bihar                          | 24         | 23           | 10             | 47           | 10            | 190          |
| 5            | Chhattisgarh                   | 8          | 3            | 11             | 46           | 0             | 111          |
| 6            | Goa                            | 4          | 3            | 4              | 8            | 0             | 24           |
| 7            | Gujarat                        | 0          | 90           | 65             | 89           | 0             | 323          |
| 8            | Haryana                        | 16         | 45           | 65             | 164          | 0             | 347          |
| 9            | Himachal Pradesh               | 32         | 11           | 34             | 125          | 0             | 269          |
| 10           | Jharkhand                      | 7          | 20           | 12             | 186          | 4             | 319          |
| 11           | Karnataka                      | 2          | 2            | 233            | 241          | 72            | 781          |
| 12           | Kerala                         | 2          | 52           | 128            | 317          | 124           | 756          |
| 13           | Madhya Pradesh                 | 3          | 0            | 3              | 5            | 6             | 23           |
| 14           | Maharashtra                    | 0          | 68           | 206            | 286          | 0             | 850          |
| 15           | Manipur                        | 5          | 0            | 0              | 25           | 0             | 46           |
| 16           | Meghalaya                      | 0          | 0            | 0              | 4            | 0             | 6            |
| 17           | Mizoram                        | 6          | 4            | 5              | 17           | 1             | 44           |
| 18           | Nagaland                       | 11         | 5            | 4              | 10           | 25            | 73           |
| 19           | Odisha                         | 18         | 50           | 4              | 253          | 42            | 501          |
| 20           | Punjab                         | 11         | 18           | 49             | 292          | 99            | 552          |
| 21           | Rajasthan                      | 19         | 14           | 121            | 589          | 12            | 905          |
| 22           | Sikkim                         | 3          | 12           | 22             | 18           | 14            | 79           |
| 23           | Tamil Nadu                     | 14         | 0            | 128            | 216          | 0             | 506          |
| 24           | Telangana                      | 11         | 1            | 30             | 104          | 0             | 232          |
| 25           | Tripura                        | 1          | 0            | 0              | 7            | 0             | 13           |
| 26           | Uttar Pradesh                  | 26         | 0            | 260            | 42           | 4             | 516          |
| 27           | Uttarakhand                    | 4          | 5            | 8              | 47           | 18            | 102          |
| 28           | West Bengal                    | 19         | 14           | 0              | 80           | 0             | 157          |
| 29           | A & N Islands                  | 3          | 0            | 4              | 5            | 0             | 16           |
| 30           | Chandigarh                     | 3          | 7            | 10             | 13           | 0             | 37           |
| 31           | D & N Haveli and Daman and Diu | 1          | 0            | 2              | 4            | 0             | 9            |
| 32           | Delhi                          | 13         | 22           | 29             | 29           | 0             | 113          |
| 33           | Jammu and Kashmir              | 5          | 8            | 39             | 151          | 0             | 314          |
| 34           | Ladakh                         | 0          | 0            | 0              | 0            | 0             | 0            |
| 35           | Lakshadweep                    | 0          | 0            | 0              | 2            | 0             | 2            |
| 36           | Puducherry                     | 1          | 0            | 7              | 9            | 1             | 21           |
| <b>TOTAL</b> |                                | <b>322</b> | <b>492</b>   | <b>1,603</b>   | <b>3,721</b> | <b>432</b>    | <b>8,868</b> |

TABLE 3.2.9 (C)-- ACTUAL STRENGTH OF SPECIAL TASK FORCE IN STATES/UTs (DEALING WITH ORGANIZED CRIME)

AS ON 01.01.2021

| Sl. No.      | STATES/UTs                     | DGP/ SPL DG/ ADGP | IGP      | DIG      | AIGP/SSP/SP/ COMMANDANT | ADDL. SP/DY. COMMANDANT | ASP/DY.SP/ ASSTT. COM-MANDANT | INSPECTOR /RI |
|--------------|--------------------------------|-------------------|----------|----------|-------------------------|-------------------------|-------------------------------|---------------|
| (1)          | (2)                            | (3)               | (4)      | (5)      | (6)                     | (7)                     | (8)                           | (9)           |
| 1            | Andhra Pradesh                 | -                 | -        | -        | -                       | -                       | -                             | -             |
| 2            | Arunachal Pradesh              | -                 | -        | -        | -                       | -                       | -                             | -             |
| 3            | Assam                          | -                 | -        | -        | -                       | 1                       | -                             | 3             |
| 4            | Bihar                          | 1                 | -        | 1        | 1                       | 15                      | 12                            | 12            |
| 5            | Chhattisgarh                   | -                 | -        | -        | -                       | -                       | -                             | -             |
| 6            | Goa                            | NA                | NA       | NA       | NA                      | NA                      | NA                            | NA            |
| 7            | Gujarat                        | NA                | NA       | NA       | NA                      | NA                      | NA                            | NA            |
| 8            | Haryana                        | -                 | 1        | 1        | 4                       | -                       | 6                             | 7             |
| 9            | Himachal Pradesh               | -                 | -        | -        | -                       | -                       | -                             | -             |
| 10           | Jharkhand                      | -                 | -        | -        | -                       | -                       | -                             | -             |
| 11           | Karnataka                      | -                 | -        | -        | -                       | -                       | 4                             | 1             |
| 12           | Kerala                         | -                 | -        | -        | -                       | -                       | -                             | -             |
| 13           | Madhya Pradesh                 | 1                 | -        | -        | 4                       | -                       | 11                            | 16            |
| 14           | Maharashtra                    | 1                 | 2        | 1        | 9                       | 6                       | 21                            | 189           |
| 15           | Manipur                        | -                 | -        | -        | -                       | -                       | -                             | -             |
| 16           | Meghalaya                      | -                 | 1        | 1        | 1                       | 1                       | 10                            | 3             |
| 17           | Mizoram                        | -                 | -        | -        | -                       | -                       | -                             | -             |
| 18           | Nagaland                       | -                 | -        | -        | -                       | 1                       | 2                             | -             |
| 19           | Odisha                         | -                 | -        | 1        | 1                       | -                       | 1                             | 7             |
| 20           | Punjab                         | 1                 | 2        | 1        | 4                       | 1                       | 8                             | 6             |
| 21           | Rajasthan                      | -                 | -        | -        | -                       | -                       | -                             | -             |
| 22           | Sikkim                         | -                 | -        | -        | -                       | -                       | -                             | 3             |
| 23           | Tamil Nadu                     | 1                 | -        | -        | 1                       | 1                       | 3                             | 9             |
| 24           | Telangana                      | -                 | -        | -        | 2                       | 3                       | 1                             | 29            |
| 25           | Tripura                        | -                 | -        | -        | 1                       | -                       | -                             | 1             |
| 26           | Uttar Pradesh                  | -                 | 1        | -        | 1                       | 7                       | 13                            | 23            |
| 27           | Uttarakhand                    | -                 | -        | -        | -                       | 1                       | 1                             | 9             |
| 28           | West Bengal                    | 1                 | 1        | -        | 3                       | -                       | 7                             | 22            |
| 29           | A & N Islands                  | -                 | -        | -        | -                       | -                       | -                             | -             |
| 30           | Chandigarh                     | -                 | -        | -        | -                       | -                       | -                             | -             |
| 31           | D & N Haveli and Daman and Diu | -                 | -        | -        | -                       | -                       | -                             | -             |
| 32           | Delhi                          | -                 | 1        | -        | 1                       | -                       | -                             | -             |
| 33           | Jammu and Kashmir              | -                 | -        | -        | -                       | -                       | -                             | -             |
| 34           | Ladakh                         | -                 | -        | -        | -                       | -                       | -                             | 2             |
| 35           | Lakshadweep                    | -                 | -        | -        | -                       | -                       | -                             | -             |
| 36           | Puducherry                     | -                 | -        | -        | -                       | -                       | -                             | 1             |
| <b>TOTAL</b> |                                | <b>6</b>          | <b>9</b> | <b>6</b> | <b>33</b>               | <b>37</b>               | <b>100</b>                    | <b>343</b>    |

**TABLE 3.2.9 (C)- CONTINUED...**

| Sl. No. | STATES/UTs                     | S.I./RSI   | A.S.I./ ARSI | HEAD CONSTABLE | CONSTABLE    | OTHERS IF ANY | TOTAL         |
|---------|--------------------------------|------------|--------------|----------------|--------------|---------------|---------------|
| (1)     | (2)                            | (10)       | (11)         | (12)           | (13)         | (14)          | (15)          |
| 1       | Andhra Pradesh                 | -          | -            | -              | -            | -             | -             |
| 2       | Arunachal Pradesh              | -          | -            | -              | -            | -             | -             |
| 3       | Assam                          | 5          | 10           | 6              | 16           | -             | 41            |
| 4       | Bihar                          | 78         | 15           | 23             | 1,188        | -             | 1,346         |
| 5       | Chhattisgarh                   | -          | -            | -              | -            | -             | -             |
| 6       | Goa                            | NA         | NA           | NA             | NA           | NA            | -             |
| 7       | Gujarat                        | NA         | NA           | NA             | NA           | NA            | -             |
| 8       | Haryana                        | 17         | 19           | 50             | 62           | -             | 167           |
| 9       | Himachal Pradesh               | -          | -            | -              | -            | -             | -             |
| 10      | Jharkhand                      | -          | -            | -              | -            | -             | -             |
| 11      | Karnataka                      | -          | -            | -              | -            | -             | 5             |
| 12      | Kerala                         | -          | -            | -              | -            | -             | -             |
| 13      | Madhya Pradesh                 | 22         | 18           | 21             | 144          | 4             | 241           |
| 14      | Maharashtra                    | 442        | 422          | 1,721          | 6,431        | -             | 9,245         |
| 15      | Manipur                        | -          | -            | -              | -            | -             | -             |
| 16      | Meghalaya                      | 14         | -            | 2              | 53           | 8             | 94            |
| 17      | Mizoram                        | -          | -            | -              | -            | -             | -             |
| 18      | Nagaland                       | 9          | 1            | 39             | 175          | -             | 227           |
| 19      | Odisha                         | 4          | 12           | 1              | 18           | -             | 45            |
| 20      | Punjab                         | 14         | 39           | 98             | 230          | 6             | 410           |
| 21      | Rajasthan                      | -          | -            | -              | -            | -             | -             |
| 22      | Sikkim                         | -          | -            | 21             | 6            | -             | 30            |
| 23      | Tamil Nadu                     | 12         | -            | 64             | 74           | 1             | 166           |
| 24      | Telangana                      | 43         | 14           | 31             | 239          | 2             | 364           |
| 25      | Tripura                        | 5          | -            | 21             | 34           | -             | 62            |
| 26      | Uttar Pradesh                  | 40         | 2            | 118            | 104          | 8             | 317           |
| 27      | Uttarakhand                    | 7          | -            | 4              | 27           | 3             | 52            |
| 28      | West Bengal                    | 48         | 14           | -              | 183          | 16            | 295           |
| 29      | A & N Islands                  | -          | -            | -              | -            | -             | -             |
| 30      | Chandigarh                     | -          | -            | -              | -            | -             | -             |
| 31      | D & N Haveli and Daman and Diu | -          | -            | -              | -            | -             | -             |
| 32      | Delhi                          | -          | 1            | 1              | 2            | 1             | 7             |
| 33      | Jammu and Kashmir              | -          | -            | -              | -            | -             | -             |
| 34      | Ladakh                         | 2          | 2            | 4              | 7            | -             | 17            |
| 35      | Lakshadweep                    | -          | -            | -              | -            | -             | -             |
| 36      | Puducherry                     | -          | -            | 7              | 16           | -             | 24            |
|         | <b>TOTAL</b>                   | <b>762</b> | <b>569</b>   | <b>2,232</b>   | <b>9,009</b> | <b>49</b>     | <b>13,155</b> |



TABLE 3.2.9 (D) -- SANCTIONED (S) &amp; ACTUAL (A) STRENGTH OF DIFFERENT RANKS IN SDRF (DISASTER RESPONSE) IN STATES/UTs

AS ON 01.01.2021

| Sl. No.      | STATES/UTs                     | NO. OF ACTUAL BATTALIONS | DGP/ SPL.DGP |          | ADDL. DGP |          | IGP      |          | DIG      |          | AIGP/SSP/ SP/ COM-MANDANT |           | ADDL. SP/ Dy. COMMAN-DANT |           | ASP/DY.SP/ ASSTT. COM-MANDANT |           |
|--------------|--------------------------------|--------------------------|--------------|----------|-----------|----------|----------|----------|----------|----------|---------------------------|-----------|---------------------------|-----------|-------------------------------|-----------|
|              |                                |                          | S            | A        | S         | A        | S        | A        | S        | A        | S                         | A         | S                         | A         | S                             | A         |
| (1)          | (2)                            | (3)                      | (4)          | (5)      | (6)       | (7)      | (8)      | (9)      | (10)     | (11)     | (12)                      | (13)      | (14)                      | (15)      | (16)                          | (17)      |
| 1            | Andhra Pradesh                 | 1                        | -            | -        | -         | -        | -        | -        | -        | -        | -                         | -         | -                         | -         | 6                             | 6         |
| 2            | Arunachal Pradesh^             | ^                        | -            | -        | -         | -        | -        | -        | -        | -        | -                         | 1         | -                         | 1         | -                             | -         |
| 3            | Assam                          | 3                        | -            | -        | -         | -        | -        | -        | -        | -        | -                         | -         | -                         | -         | 5                             | -         |
| 4            | Bihar                          | 18                       | -            | -        | -         | -        | -        | -        | -        | -        | 1                         | 1         | 4                         | 2         | 8                             | -         |
| 5            | Chhattisgarh                   | 7                        | 1            | 1        | -         | -        | 1        | 1        | -        | -        | 7                         | 4         | -                         | -         | -                             | -         |
| 6            | Goa                            | NA                       | NA           | NA       | NA        | NA       | NA       | NA       | NA       | NA       | NA                        | NA        | NA                        | NA        | NA                            | NA        |
| 7            | Gujarat @                      | 11                       | -            | -        | -         | -        | -        | -        | -        | -        | -                         | -         | -                         | -         | -                             | -         |
| 8            | Haryana ~                      | 1                        | -            | -        | -         | -        | -        | -        | -        | -        | 1                         | -         | 1                         | -         | 12                            | -         |
| 9            | Himachal Pradesh               | 1                        | -            | -        | -         | -        | -        | -        | -        | -        | 1                         | 1         | -                         | -         | 3                             | 1         |
| 10           | Jharkhand                      | 0                        | -            | -        | -         | -        | -        | -        | -        | -        | 1                         | -         | -                         | -         | 2                             | -         |
| 11           | Karnataka                      | 4                        | 1            | 1        | -         | -        | -        | -        | -        | -        | -                         | -         | 4                         | 1         | -                             | -         |
| 12           | Kerala                         | 0                        | -            | -        | -         | -        | -        | -        | -        | -        | -                         | -         | -                         | -         | -                             | -         |
| 13           | Madhya Pradesh                 | 4                        | -            | -        | 1         | 1        | 1        | 1        | -        | -        | 1                         | 1         | -                         | -         | 5                             | 3         |
| 14           | Maharashtra                    | 2                        | -            | -        | -         | -        | -        | -        | -        | -        | -                         | -         | -                         | -         | 2                             | 1         |
| 15           | Manipur                        | 1                        | -            | -        | -         | -        | -        | -        | -        | -        | -                         | 1         | -                         | -         | -                             | -         |
| 16           | Meghalaya                      | 0                        | -            | -        | -         | -        | -        | -        | -        | -        | -                         | -         | -                         | -         | -                             | -         |
| 17           | Mizoram                        | 14                       | -            | -        | -         | -        | -        | -        | -        | -        | -                         | -         | -                         | -         | -                             | 1         |
| 18           | Nagaland                       | 1                        | -            | -        | 1         | 1        | 1        | 1        | 1        | 1        | 1                         | 1         | -                         | -         | 3                             | 3         |
| 19           | Odisha                         | 20                       | -            | 1        | -         | -        | -        | -        | -        | -        | -                         | 20        | -                         | -         | 1                             | 1         |
| 20           | Punjab                         | 1                        | -            | -        | -         | -        | -        | -        | -        | -        | -                         | 1         | -                         | 1         | -                             | 1         |
| 21           | Rajasthan                      | 1                        | -            | -        | -         | 1        | -        | -        | -        | -        | 1                         | 1         | 2                         | 3         | 6                             | 5         |
| 22           | Sikkim                         | 3                        | -            | -        | -         | -        | -        | -        | 1        | 1        | -                         | 1         | -                         | -         | -                             | 1         |
| 23           | Tamil Nadu                     | 1                        | -            | -        | -         | -        | -        | -        | -        | -        | 1                         | 1         | 1                         | 1         | 6                             | 3         |
| 24           | Telangana                      | 0                        | -            | -        | -         | -        | -        | -        | -        | -        | -                         | -         | -                         | -         | -                             | -         |
| 25           | Tripura                        | 0                        | -            | -        | -         | -        | -        | -        | -        | -        | -                         | -         | -                         | -         | -                             | 3         |
| 26           | Uttar Pradesh                  | 1                        | -            | -        | -         | -        | -        | -        | -        | -        | 1                         | 1         | 2                         | 2         | 7                             | 3         |
| 27           | Uttarakhand                    | 1                        | -            | -        | -         | -        | -        | -        | 1        | 1        | 1                         | 1         | 2                         | 1         | 5                             | 2         |
| 28           | West Bengal                    | 0                        | -            | -        | -         | -        | -        | -        | -        | -        | -                         | -         | -                         | -         | -                             | -         |
| 29           | A & N Islands                  | 0                        | -            | -        | -         | -        | -        | -        | -        | -        | -                         | -         | -                         | -         | -                             | -         |
| 30           | Chandigarh                     | 0                        | -            | -        | -         | -        | -        | -        | -        | -        | -                         | -         | -                         | -         | -                             | -         |
| 31           | D & N Haveli and Daman and Diu | 0                        | -            | -        | -         | -        | -        | -        | -        | -        | -                         | -         | -                         | -         | -                             | -         |
| 32           | Delhi                          | 0                        | -            | -        | -         | -        | -        | -        | -        | -        | -                         | -         | -                         | -         | -                             | -         |
| 33           | Jammu and Kashmir              | 2                        | 1            | 1        | 1         | -        | 1        | 1        | 2        | -        | 6                         | 4         | -                         | -         | 42                            | 26        |
| 34           | Ladakh                         | 0                        | -            | -        | -         | -        | -        | -        | -        | -        | -                         | -         | -                         | -         | 2                             | 1         |
| 35           | Lakshadweep                    | 0                        | -            | -        | -         | -        | -        | -        | -        | -        | -                         | -         | -                         | -         | -                             | -         |
| 36           | Puducherry                     | 0                        | -            | -        | -         | -        | -        | -        | -        | -        | -                         | -         | -                         | -         | -                             | -         |
| <b>TOTAL</b> |                                | <b>98</b>                | <b>3</b>     | <b>4</b> | <b>3</b>  | <b>3</b> | <b>4</b> | <b>4</b> | <b>5</b> | <b>3</b> | <b>23</b>                 | <b>40</b> | <b>16</b>                 | <b>12</b> | <b>115</b>                    | <b>61</b> |

^Initially the SDRF Will be constituted of 02 teams with the Strength of 47 personnel each. State Government has not segregated the rank in strength Sanction order

@There is no sanctioned strength of SDRF, but state reserve police is working as a SDRF in Gujarat state.

~Recruitment has been not conducted till now

TABLE 3.2.9 (D) -- CONTINUED...

| Sl. No.      | STATES/UTs                      | INSPECTOR /RI |            | S.I./RSI   |            | A.S.I./ARSI |            | HEAD CON-STABLE |              | CONSTABLE    |              | OTHERS IF ANY |              | TOTAL         |               |
|--------------|---------------------------------|---------------|------------|------------|------------|-------------|------------|-----------------|--------------|--------------|--------------|---------------|--------------|---------------|---------------|
|              |                                 | S (18)        | A (19)     | S (20)     | A (21)     | S (22)      | A (23)     | S (24)          | A (25)       | S (26)       | A (27)       | S (28)        | A (29)       | S (30)        | A (31)        |
| 1            | Andhra Pradesh                  | 6             | 3          | 12         | 1          | 12          | -          | 108             | -            | 408          | 7            | -             | -            | 552           | 17            |
| 2            | Arunachal Pradesh^              | -             | -          | -          | 3          | -           | -          | -               | 7            | -            | 79           | -             | -            | -             | 91            |
| 3            | Assam                           | 15            | 9          | 45         | 9          | 18          | -          | 45              | 26           | 585          | 294          | 24            | 12           | 737           | 350           |
| 4            | Bihar                           | 52            | 10         | 213        | 44         | 4           | -          | 500             | 60           | 750          | 420          | 177           | 84           | 1,709         | 621           |
| 5            | Chhattisgarh                    | -             | -          | 7          | 6          | -           | -          | -               | -            | -            | -            | 245           | 220          | 261           | 232           |
| 6            | Goa                             | NA            | NA         | NA         | NA         | NA          | NA         | NA              | NA           | NA           | NA           | NA            | NA           | -             | -             |
| 7            | Gujarat @                       | -             | 11         | -          | 29         | -           | 87         | -               | 94           | -            | 933          | -             | -            | -             | 1,154         |
| 8            | Haryana ~                       | 32            | -          | 134        | -          | 4           | -          | 299             | -            | 579          | -            | -             | -            | 1,062         | -             |
| 9            | Himachal Pradesh                | 6             | -          | 24         | -          | 1           | -          | 36              | 1            | 227          | -            | -             | -            | 298           | 3             |
| 10           | Jharkhand                       | 8             | 5          | 8          | 6          | -           | -          | 14              | -            | 80           | 55           | 19            | -            | 132           | 66            |
| 11           | Karnataka                       | 16            | -          | 64         | -          | -           | -          | 84              | 15           | 228          | 8            | 24            | -            | 421           | 25            |
| 12           | Kerala                          | -             | -          | -          | -          | -           | -          | -               | -            | -            | -            | -             | -            | -             | -             |
| 13           | Madhya Pradesh                  | 6             | 6          | 20         | 18         | -           | -          | 32              | 21           | 550          | 534          | 66            | 37           | 682           | 622           |
| 14           | Maharashtra                     | 8             | 7          | 24         | 23         | 14          | 10         | 126             | 115          | 170          | 158          | 84            | 44           | 428           | 358           |
| 15           | Manipur                         | 1             | 1          | 2          | 3          | -           | -          | 9               | 31           | 23           | 152          | -             | -            | 35            | 188           |
| 16           | Meghalaya                       | -             | -          | -          | -          | -           | -          | -               | -            | -            | -            | -             | -            | -             | -             |
| 17           | Mizoram                         | -             | 11         | -          | 19         | -           | 5          | -               | 67           | -            | 35           | -             | 286          | -             | 424           |
| 18           | Nagaland                        | 5             | 5          | 8          | 8          | 8           | 8          | -               | -            | 8            | 8            | 240           | 212          | 276           | 248           |
| 19           | Odisha                          | -             | -          | 8          | 15         | 8           | 12         | 72              | 131          | 258          | 569          | 534           | 63           | 881           | 812           |
| 20           | Punjab                          | -             | 1          | -          | 2          | -           | 4          | -               | 6            | -            | 28           | -             | -            | -             | 44            |
| 21           | Rajasthan                       | 8             | 6          | 30         | 7          | -           | -          | 100             | 80           | 800          | 683          | 52            | 29           | 999           | 815           |
| 22           | Sikkim                          | -             | -          | 1          | 1          | 3           | 3          | 5               | 5            | 54           | 54           | 30            | 30           | 94            | 96            |
| 23           | Tamil Nadu                      | 8             | 8          | 22         | 15         | -           | -          | 124             | 53           | 148          | 10           | 696           | 514          | 1,006         | 605           |
| 24           | Telangana                       | -             | -          | -          | -          | -           | -          | -               | -            | -            | -            | -             | -            | -             | -             |
| 25           | Tripura                         | -             | 9          | -          | 28         | -           | -          | -               | 66           | -            | 888          | -             | 7            | -             | 1,001         |
| 26           | Uttar Pradesh                   | 20            | 6          | 58         | 19         | -           | -          | 101             | 26           | 606          | 298          | 14            | 4            | 809           | 359           |
| 27           | Uttarakhand                     | 25            | 16         | 99         | 30         | 27          | 11         | 88              | 45           | 540          | 348          | 76            | 69           | 864           | 524           |
| 28           | West Bengal                     | -             | 3          | -          | 17         | -           | 58         | -               | -            | -            | 761          | -             | -            | -             | 839           |
| 29           | A & N Islands                   | -             | -          | -          | -          | -           | -          | -               | -            | -            | -            | -             | -            | -             | -             |
| 30           | Chandigarh                      | -             | -          | -          | -          | -           | -          | -               | -            | -            | -            | -             | -            | -             | -             |
| 31           | D & N Haveli and Dam-an and Diu | -             | -          | -          | -          | -           | -          | -               | -            | -            | -            | -             | -            | -             | -             |
| 32           | Delhi                           | -             | -          | -          | -          | -           | -          | -               | -            | -            | -            | -             | -            | -             | -             |
| 33           | Jammu and Kashmir               | 32            | 11         | 85         | 4          | 127         | 100        | 306             | 243          | 1,145        | 989          | 56            | 6            | 1,804         | 1,385         |
| 34           | Ladakh                          | 1             | 1          | -          | -          | -           | -          | 3               | 3            | 39           | 33           | -             | -            | 45            | 38            |
| 35           | Lakshadweep                     | -             | -          | -          | -          | -           | -          | -               | -            | -            | -            | -             | -            | -             | -             |
| 36           | Puducherry                      | -             | -          | -          | -          | -           | -          | -               | -            | -            | -            | -             | -            | -             | -             |
| <b>TOTAL</b> |                                 | <b>249</b>    | <b>129</b> | <b>864</b> | <b>307</b> | <b>226</b>  | <b>298</b> | <b>2,052</b>    | <b>1,095</b> | <b>7,198</b> | <b>7,344</b> | <b>2,337</b>  | <b>1,617</b> | <b>13,095</b> | <b>10,917</b> |

^Initially the SDRF Will be constituted of 02 teams with the Strength of 47 personnel each. State Government has not segregated the rank in strength Sanction order

@There is no sanctioned strength of SDRF, but state reserve police is working as a SDRF in Gujarat state.

~Recruitment has been not conducted till now

TABLE 3.2.10 – SANCTIONED (S) AND ACTUAL (A) STRENGTH OF GAZETTED AND NON-GAZETTED PERSONNEL IN CENTRAL ARMED POLICE FORCES (CAPFs)

AS ON 01.01.2021

| Sl. No.      | CENTRAL ARMED POLICE FORCE & SPECIALISED FORCES | SANCTIONED STRENGTH |                  |                  | ACTUAL STRENGTH |                 |                 |
|--------------|---|---------------------|------------------|------------------|-----------------|-----------------|-----------------|
|              |   | GAZETTED            | NON-GAZETTED     | TOTAL            | GAZETTED        | NON-GAZETTED    | TOTAL           |
| (1)          | (2)   | (3)                 | (4)              | (5)              | (6)             | (7)             | (8)             |
| 1            | Assam Rifles                                    | 1,268               | 65,143           | 66,411           | 1,168           | 56,953          | 58,121          |
| 2            | Border Security Force                           | 5,525               | 2,59,648         | 2,65,173         | 5,179           | 2,30,979        | 2,36,158        |
| 3            | Central Industrial Security Force               | 1,683               | 1,61,630         | 1,63,313         | 1,299           | 1,37,893        | 1,39,192        |
| 4            | Central Reserve Police Force                    | 5,819               | 3,18,904         | 3,24,723         | 5,509           | 2,90,884        | 2,96,393        |
| 5            | Indo-Tibetan Border Police                      | 2,229               | 86,210           | 88,439           | 1,833           | 81,097          | 82,930          |
| 6            | National Disaster Response Force *              | 429                 | 18,126           | 18,555           | 243             | 12,025          | 12,268          |
| 7            | National Security Guards *                      | 547                 | 10,297           | 10,844           | 435             | 8,934           | 9,369           |
| 8            | Railway Protection Force                        | 442                 | 74,277           | 74,719           | 498             | 66,601          | 67,099          |
| 9            | Sashastra Seema Bal                             | 1,896               | 95,896           | 97,792           | 1,276           | 77,871          | 79,147          |
| <b>TOTAL</b> |   | <b>19,838</b>       | <b>10,90,131</b> | <b>11,09,969</b> | <b>17,440</b>   | <b>9,63,237</b> | <b>9,80,677</b> |

\* NSG &amp; NDRF is 100% deputationist Force

**TABLE 3.2.11-- SANCTIONED (S) AND ACTUAL (A) STRENGTH OF CENTRAL ARMED POLICE FORCES (CAPFs)**
**AS ON 01.01.2021**

| SL. No.      | CENTRAL ARMED POLICE FORCE & SPECIALISED FORCE | NO OF BATTALIONS | DGP/ SPL.DG |          | ADDL. DG  |           | IGP        |            | DIG        |            | COMMAN-DANT  |              | 2I/C         |              |
|--------------|--|------------------|-------------|----------|-----------|-----------|------------|------------|------------|------------|--------------|--------------|--------------|--------------|
|              |  |                  | S           | A        | S         | A         | S          | A          | S          | A          | S            | A            | S            | A            |
| (1)          | (2)  | (3)              | (4)         | (5)      | (6)       | (7)       | (8)        | (9)        | (10)       | (11)       | (12)         | (13)         | (14)         | (15)         |
| 1            | Assam Rifles                                   | 46               | 1           | 1        | 1         | 1         | 3          | 3          | 22         | 17         | 93           | 102          | 85           | 174          |
| 2            | Border Security Force                          | 193              | 4           | 2        | 5         | 6         | 52         | 40         | 205        | 179        | 421          | 415          | 614          | 602          |
| 3            | Central Industrial Security Force              | 426              | 1           | 0        | 4         | 4         | 17         | 16         | 70         | 48         | 225          | 169          | NA           | NA           |
| 4            | Central Reserve Police Force                   | 246              | 5           | 3        | 4         | 5         | 51         | 47         | 227        | 218        | 381          | 379          | 508          | 506          |
| 5            | Indo-Tibetan Border Police                     | 56               | 1           | 1        | 4         | 4         | 24         | 15         | 87         | 72         | 144          | 125          | 142          | 93           |
| 6            | National Disaster Response Force *             | 16               | NA          | NA       | 1         | 1         | 1          | 1          | 4          | 3          | 28           | 20           | 17           | 15           |
| 7            | National Security Guards @                     | 18               | 1           | 0        | 0         | 0         | 4          | 3          | 7          | 7          | 37           | 36           | 14           | 14           |
| 8            | Railway Protection Force                       | 15               | 1           | 1        | 1         | 1         | 22         | 33         | 25         | 31         | 48           | 53           | 74           | 80           |
| 9            | Sashastra Seema Bal #                          | 73               | 1           | 1        | 1         | 1         | 15         | 13         | 72         | 43         | 138          | 62           | 128          | 74           |
| <b>TOTAL</b> |  | <b>1,089</b>     | <b>15</b>   | <b>9</b> | <b>21</b> | <b>23</b> | <b>189</b> | <b>171</b> | <b>719</b> | <b>618</b> | <b>1,515</b> | <b>1,361</b> | <b>1,582</b> | <b>1,558</b> |

@ Due to requirement of younger age profile, NSG has sanctioned the posts of Assistant Commanders (I & II) in Level 6 & Level 7 without specifying no of Posts in Level 6 & that both the posts are interchangeable. Similar position is in the case of Rangers, categorized as Ranger-I & Ranger-II depending on their Level Pay

\*NDRF is 100% deputationist Force.

#Out of 73 Bns. 02 Bns. are on deputation with NDRF

TABLE 3.2.11-- CONTINUED...

| Sl. No.      | CENTRAL ARMED POLICE FORCE & SPECIALISED FORCE | DY. COMMANDANT |              | ASSTT. COMMANDANT |              | OTHERS Gr.A/B |              | SUBEDAR MAJOR |            | INSPECTOR     |               | S.I.          |               |
|--------------|--|----------------|--------------|-------------------|--------------|---------------|--------------|---------------|------------|---------------|---------------|---------------|---------------|
|              |  | S              | A            | S                 | A            | S             | A            | S             | A          | S             | A             | S             | A             |
| (1)          | (2)  | (16)           | (17)         | (18)              | (19)         | (20)          | (21)         | (22)          | (23)       | (24)          | (25)          | (26)          | (27)          |
| 1            | Assam Rifles                                   | 527            | 366          | 377               | 292          | 159           | 212          | 216           | 200        | 1,382         | 1,024         | 2,596         | 2,396         |
| 2            | Border Security Force                          | 1,345          | 1,297        | 2,279             | 2,132        | 600           | 506          | 200           | 199        | 4,920         | 4,753         | 10,965        | 9,298         |
| 3            | Central Industrial Security Force              | 398            | 336          | 968               | 726          | NA            | NA           | NA            | NA         | 3,250         | 3,118         | 13,462        | 10,318        |
| 4            | Central Reserve Police Force                   | 969            | 974          | 2,919             | 2,701        | 755           | 676          | 339           | 334        | 8,149         | 5,386         | 23,201        | 14,595        |
| 5            | Indo-Tibetan Border Police                     | 443            | 456          | 1,364             | 1,051        | 20            | 16           | 79            | 79         | 3,112         | 3,085         | 4,235         | 3,930         |
| 6            | National Disaster Response Force *             | 82             | 68           | 150               | 86           | 146           | 49           | NA            | NA         | 542           | 468           | 2,153         | 742           |
| 7            | National Security Guards @                     | 125            | 107          | 354               | 265          | 5             | 3            | 0             | 0          | 1,746         | 1,377         | *             | 0             |
| 8            | Railway Protection Force                       | 0              | 0            | 271               | 299          | 0             | 0            | 0             | 0          | 2,156         | 1,633         | 4,335         | 3,729         |
| 9            | Sashastra Seema Bal #                          | 448            | 326          | 792               | 552          | 301           | 204          | 3             | 2          | 1,578         | 1,316         | 3,719         | 2,633         |
| <b>TOTAL</b> |  | <b>4,337</b>   | <b>3,930</b> | <b>9,474</b>      | <b>8,104</b> | <b>1,986</b>  | <b>1,666</b> | <b>837</b>    | <b>814</b> | <b>26,835</b> | <b>22,160</b> | <b>64,666</b> | <b>47,641</b> |

@ Due to requirement of younger age profile, NSG has sanctioned the posts of Assistant Commanders (I & II) in Level 6 & Level 7 without specifying no of Posts in Level 6 & that both the posts are interchangeable. Similar position is in the case of Rangers, categorized as Ranger-I & Ranger-II depending on their Level Pay

\*NDRF is 100% deputationist Force.

#Out of 73 Bns. 02 Bns. are on deputation with NDRF

TABLE 3.2.11-- CONTINUED...

| Sl. No.      | CENTRAL ARMED POLICE FORCE & SPECIALISED FORCE | A.S.I.        |               | HEAD CONSTABLE  |                 | CONSTABLE       |                 | OTHERS        |               | TOTAL            |                 |
|--------------|--|---------------|---------------|-----------------|-----------------|-----------------|-----------------|---------------|---------------|------------------|-----------------|
|              |  | S             | A             | S               | A               | S               | A               | S             | A             | S                | A               |
| (1)          | (2)  | (28)          | (29)          | (30)            | (31)            | (32)            | (33)            | (34)          | (35)          | (36)             | (37)            |
| 1            | Assam Rifles                                   | 3,141         | 3,721         | 16,044          | 14,785          | 40,897          | 34,150          | 867           | 677           | 66,411           | 58,121          |
| 2            | Border Security Force                          | 21,974        | 21,642        | 48,531          | 45,301          | 1,51,806        | 1,29,816        | 21,252        | 19,970        | 2,65,173         | 236,158         |
| 3            | Central Industrial Security Force              | 19,101        | 15,998        | 33,666          | 30,542          | 91,982          | 77,852          | 169           | 65            | 1,63,313         | 139,192         |
| 4            | Central Reserve Police Force                   | 29,245        | 27,766        | 80,257          | 68,401          | 1,77,713        | 174,401         | 0             | 1             | 3,24,723         | 296,393         |
| 5            | Indo-Tibetan Border Police                     | 6,820         | 6,415         | 19,632          | 19,489          | 52,309          | 48,079          | 23            | 20            | 88,439           | 82,930          |
| 6            | National Disaster Response Force *             | 95            | 401           | 4,796           | 2,437           | 9,308           | 7,074           | 1,232         | 903           | 18,555           | 12,268          |
| 7            | National Security Guards @                     | 0             | 0             | 8,535           | 7,546           | 0               | 0               | 16            | 11            | 10,844           | 9,369           |
| 8            | Railway Protection Force                       | 7,177         | 3,519         | 21,597          | 15,338          | 36,426          | 40,146          | 2,586         | 2,236         | 74,719           | 67,099          |
| 9            | Sashastra Seema Bal #                          | 7,939         | 7,524         | 18,110          | 16,700          | 64,482          | 49,302          | 65            | 394           | 97,792           | 79,147          |
| <b>TOTAL</b> |  | <b>95,492</b> | <b>86,986</b> | <b>2,51,168</b> | <b>2,20,539</b> | <b>6,24,923</b> | <b>5,60,820</b> | <b>26,210</b> | <b>24,277</b> | <b>11,09,969</b> | <b>9,80,677</b> |

@ Due to requirement of younger age profile, NSG has been sanctioned the posts of Assistant Commanders (I & II) in Level 6 & Level 7 without specifying no of Posts in Level 6 & that both the posts are interchangeable. Similar position is in the case of Rangers, categorized as Ranger-I & Ranger-II depending on their Level Pay

\*NDRF is 100% deputationist Force.

#Out of 73 Bns. 02 Bns. are on deputation with NDRF

TABLE 3.3.1-- ACTUAL STRENGTH IN VARIOUS RANKS OF WOMAN IN CENTRAL ARMED POLICE FORCES (CAPFs)

AS ON 01.01.2021

| Sl. No.      | CENTRAL ARMED POLICE FORCE & SPECIALISED FORCE | DGP/ SPL. DGP | ADDL. DGP | IGP      | DIG       | AIG/ COM-MANDANT | 2 I/C     | DY. COM-MANDANT | ASSTT. COMMAN-DANT | OTHERS Gr.A&B | SUBEDAR MAJOR | INSP.      |
|--------------|--|---------------|-----------|----------|-----------|------------------|-----------|-----------------|--------------------|---------------|---------------|------------|
| (1)          | (2)  | (3)           | (4)       | (5)      | (6)       | (7)              | (8)       | (9)             | (10)               | (11)          | (12)          | (13)       |
| 1            | Assam Rifles                                   | NA            | NA        | NA       | NA        | 10               | 8         | 20              | 15                 | NA            | 4             | 7          |
| 2            | Border Security Force ^                        | 0             | 0         | 1        | 0         | 39               | 9         | 24              | 67                 | 2             | 9             | 60         |
| 3            | Central Industrial Security Force              | NA            | NA        | 2        | 10        | 9                | NA        | 13              | 12                 | NA            | NA            | 283        |
| 4            | Central Reserve Police Force                   | 0             | 0         | 3        | 6         | 11               | 21        | 57              | 153                | 176           | 33            | 329        |
| 5            | Indo-Tibetan Border Police                     | 0             | 0         | 0        | 2         | 88               | 0         | 8               | 14                 | 5             | 3             | 105        |
| 6            | National Disaster Response Force *             | NA            | NA        | NA       | NA        | 1                | 0         | 0               | 0                  | 7             | 0             | 2          |
| 7            | National Security Guards #                     | 0             | 0         | 0        | 0         | 0                | 0         | 1               | 0                  | 1             | 0             | 6          |
| 8            | Railway Protection Force                       | 0             | 0         | 3        | 1         | 7                | 0         | 0               | 0                  | 0             | 0             | 68         |
| 9            | Sashastra Seema Bal                            | 0             | 1         | 0        | 0         | 1                | 0         | 0               | 8                  | 33            | 2             | 19         |
| <b>TOTAL</b> |  | <b>0</b>      | <b>1</b>  | <b>9</b> | <b>19</b> | <b>166</b>       | <b>38</b> | <b>123</b>      | <b>269</b>         | <b>224</b>    | <b>51</b>     | <b>879</b> |

# NSG is 100% deputationist Force, No Reservation Percentage has been fixed for woman in NSG

\* No posts of women is sanctioned in NDRF. However, 170 women of various ranks are posted in NDRF

^ MHA vide their UO No. 45015/16/2015/Pers-I dated 01st Jan 2016 had advised to bring the overall percentage of women in the Force to 5% and to reserve 33% posts at constabulary level for being filled up by women in CRPF &amp; CISF while 14-15% posts at constabulary level in border guarding forces i.e. BSF, SSB &amp; ITBP

**TABLE 3.3.1-- CONTINUED...**

| Sl. No.      | CENTRAL ARMED POLICE FORCE & SPECIALISED FORCE | S.I.         | A.S.I.       | HEAD CON-STABLE | CON-STABLE    | OTHERS    | TOTAL         | RESERVATION PERCENTAGE APPROVED BY GOVT.                 |
|--------------|--|--------------|--------------|-----------------|---------------|-----------|---------------|--|
| (1)          | (2)  | (14)         | (15)         | (16)            | (17)          | (18)      | (19)          | (20)   |
| 1            | Assam Rifles                                   | 130          | 21           | 10              | 713           | NA        | 938           | 5% of GD Category  |
| 2            | Border Security Force                          | 402          | 198          | 127             | 4,370         | 10        | 5,318         | ^  |
| 3            | Central Industrial Security Force              | 971          | 470          | 544             | 6,220         | 26        | 8,560         | SI/Exe-10%, Constable/GD-10%, ASI/Ste-no-10%, HC/Min-10% |
| 4            | Central Reserve Police Force                   | 522          | 693          | 1,165           | 5,079         | 0         | 8,248         | NA   |
| 5            | Indo-Tibetan Border Police                     | 102          | 92           | 202             | 1,475         | 10        | 2,106         | 0%   |
| 6            | National Disaster Response Force               | 6            | 0            | 25              | 129           | 0         | 170           | *  |
| 7            | National Security Guards                       | 19           | 2            | 1               | 24            | 0         | 54            | #  |
| 8            | Railway Protection Force                       | 379          | 73           | 465             | 4,962         | 45        | 6,003         | 10%  |
| 9            | Sashastra Seema Bal                            | 77           | 19           | 39              | 1,852         | 0         | 2,051         | Not Fixed  |
| <b>TOTAL</b> |  | <b>2,608</b> | <b>1,568</b> | <b>2,578</b>    | <b>24,824</b> | <b>91</b> | <b>33,448</b> |  |

# NSG is 100% deputationist Force, No Reservation Percentage has been fixed for woman in NSG

\* No posts of women is sanctioned in NDRF. However, 170 women of various ranks are posted in NDRF

^ MHA vide their UO No. 45015/16/2015/Pers-I dated 01st Jan 2016 had advised to bring the overall percentage of women in the Force to 5% and to reserve 33% posts at constabulary level for being filled up by women in CRPF & CISF while 14-15% posts at constabulary level in border guarding forces i.e. BSF, SSB & ITBP



TABLE 3.3.2 -- ACTUAL STRENGTH OF SCHEDULED CASTES STAFF IN CAPFs

AS ON 01.01.2021

| SL. No.      | CENTRAL ARMED POLICE FORCE & SPECIALISED FORCE | ASSTT. COMMANDANT | INSPECTOR    | SUB-IN-SPECTOR | ASSTT. SUB-IN-SPECTOR | HEAD CONSTA-BLE | CONSTA-BLE    | OTHERS       | TOTAL           | RESERVA-TION PER-CENTAGE APPROVED BY GOVT. |
|--------------|--|-------------------|--------------|----------------|-----------------------|-----------------|---------------|--------------|-----------------|--|
| (1)          | (2)  | (3)               | (4)          | (5)            | (6)                   | (7)             | (8)           | (9)          | (10)            | (11)                                       |
| 1            | Assam Rifles                                   | NA                | 194          | 268            | 446                   | 1,798           | 3,668         | 127          | 6,501           | 15.00%                                     |
| 2            | Border Security Force                          | 318               | 680          | 1,447          | 3,078                 | 7,689           | 23,301        | 5,181        | 41,694          | 15.00%                                     |
| 3            | Central Industrial Security Force              | 116               | 454          | 1,723          | 2,112                 | 5,021           | 14,944        | NA           | 24,370          | 15.00%                                     |
| 4            | Central Reserve Police Force                   | 380               | 722          | 1,898          | 4,666                 | 9,972           | 32,753        | 450          | 50,841          | 15.00%                                     |
| 5            | Indo-Tibetan Border Police                     | 159               | 455          | 676            | 970                   | 3,572           | 8,694         | 6            | 14,532          | 15.00%                                     |
| 6            | National Disaster Response Force *             | 14                | 75           | 108            | 45                    | 338             | 990           | 79           | 1,649           | NA   |
| 7            | National Security Guards #                     | NA                | NA           | NA             | NA                    | NA              | NA            | NA           | NA              | #  |
| 8            | Railway Protection Force                       | 41                | 269          | 620            | 638                   | 2,862           | 6,692         | 454          | 11,576          | 15.00%                                     |
| 9            | Sashastra Seema Bal                            | 117               | 235          | 436            | 1,460                 | 2,164           | 8,539         | 71           | 13,022          | 15.00%                                     |
| <b>TOTAL</b> |  | <b>1,145</b>      | <b>3,084</b> | <b>7,176</b>   | <b>13,415</b>         | <b>33,416</b>   | <b>99,581</b> | <b>6,368</b> | <b>1,64,185</b> |  |

#Note: NSG is 100% deputationist Force, No Reservation Percentage has been fixed.

\*Note: NDRF is 100% deputationist Force, No Reservation Percentage has been fixed.

TABLE 3.3.3 -- ACTUAL STRENGTH OF SCHEDULED TRIBES STAFF IN CAPFs

AS ON 01.01.2021

| Sl. No.      | CENTRAL ARMED POLICE FORCE & SPECIALISED FORCE | ASSTT. COM-MANDANT | INSPECTOR    | SUB-IN-SPECTOR | ASSTT. SUB-IN-SPECTOR | HEAD CON-STABLE | CONSTABLE     | OTHERS       | TOTAL           | RESERVATION PERCENTAGE APPROVED BY GOVT. |
|--------------|--|--------------------|--------------|----------------|-----------------------|-----------------|---------------|--------------|-----------------|--|
| (1)          | (2)  | (3)                | (4)          | (5)            | (6)                   | (7)             | (8)           | (9)          | (10)            | (11)                                     |
| 1            | Assam Rifles                                   | NA                 | 72           | 125            | 237                   | 974             | 8,152         | 98           | 9,658           | 7.5%                                     |
| 2            | Border Security Force                          | 155                | 368          | 633            | 1,483                 | 4,5106          | 17,833        | 952          | 25,530          | 7.5%                                     |
| 3            | Central Industrial Security Force              | 59                 | 234          | 775            | 900                   | 2,217           | 10,051        | NA           | 14,236          | 7.5%                                     |
| 4            | Central Reserve Police Force                   | 197                | 380          | 823            | 2,095                 | 4,714           | 21,586        | 231          | 30,026          | 7.5%                                     |
| 5            | Indo-Tibetan Border Police                     | 84                 | 248          | 292            | 448                   | 1,687           | 5,245         | 1            | 8,005           | 7.5%                                     |
| 6            | National Disaster Response Force *             | 3                  | 34           | 45             | 27                    | 157             | 498           | 15           | 779             | NA                                       |
| 7            | National Security Guards #                     | NA                 | NA           | NA             | NA                    | NA              | NA            | NA           | NA              | #  |
| 8            | Railway Protection Force                       | 36                 | 153          | 383            | 428                   | 1,837           | 3,514         | 228          | 6,579           | 7.5%                                     |
| 9            | Sashastra Seema Bal                            | 58                 | 154          | 344            | 1,053                 | 1,761           | 6,038         | 166          | 9,574           | 7.5%                                     |
| <b>TOTAL</b> |  | <b>592</b>         | <b>1,643</b> | <b>3,420</b>   | <b>6,671</b>          | <b>17,453</b>   | <b>72,917</b> | <b>1,691</b> | <b>1,04,387</b> |  |

#Note: NSG is 100% deputationist Force, No Reservation Roster/Percentage has been fixed.

\*Note: NDRF is 100% deputationist Force, No Reservation Percentage has been fixed.

TABLE 3.3.4 -- ACTUAL STRENGTH OF OTHER BACKWARD CLASSES STAFF IN CAPFs

AS ON 01.01.2021

| SL. No.      | CENTRAL ARMED POLICE FORCE & SPECIALISED FORCE | ASSTT. COM-MANDANT | INSPECTOR    | SUB-INSPECTOR | ASSTT. SUB-INSPECTOR | HEAD CONSTABLE | CONSTABLE       | OTHERS       | TOTAL           | RESERVATION PERCENTAGE APPROVED BY GOVT. |
|--------------|--|--------------------|--------------|---------------|----------------------|----------------|-----------------|--------------|-----------------|--|
| (1)          | (2)  | (3)                | (4)          | (5)           | (6)                  | (7)            | (8)             | (9)          | (10)            | (11)                                     |
| 1            | Assam Rifles                                   | NA                 | 78           | 182           | 426                  | 1,840          | 8,099           | 117          | 10,742          | 27.0%                                    |
| 2            | Border Security Force                          | 480                | 1,351        | 2,162         | 3,693                | 9,149          | 43,979          | 6,085        | 66,899          | 27.0%                                    |
| 3            | Central Industrial Security Force              | 56                 | 729          | 3,417         | 2,432                | 4,594          | 32,745          | NA           | 43,973          | 27.0%                                    |
| 4            | Central Reserve Police Force                   | 664                | 1,049        | 2,425         | 3,885                | 16,070         | 62,560          | 631          | 87,284          | 27.0%                                    |
| 5            | Indo-Tibetan Border Police                     | 232                | 497          | 600           | 660                  | 4,922          | 18,157          | 0            | 25,068          | 27.0%                                    |
| 6            | National Disaster Response Force *             | 17                 | 155          | 159           | 124                  | 610            | 2,634           | 181          | 3,880           | NA                                       |
| 7            | National Security Guards #                     | NA                 | NA           | NA            | NA                   | NA             | NA              | NA           | 0               | #  |
| 8            | Railway Protection Force                       | 34                 | 295          | 768           | 614                  | 2,087          | 14,753          | 567          | 19,118          | 27.0%                                    |
| 9            | Sashastra Seema Bal                            | 140                | 330          | 486           | 1,636                | 6,053          | 18,556          | 26           | 27,227          | 27.0%                                    |
| <b>TOTAL</b> |  | <b>1,623</b>       | <b>4,484</b> | <b>10,199</b> | <b>13,470</b>        | <b>45,325</b>  | <b>2,01,483</b> | <b>7,607</b> | <b>2,84,191</b> |  |

#Note: NSG is 100% deputationist Force, No Reservation Roster/Percentage has been fixed.

\*Note: NDRF is 100% deputationist Force, No Reservation Percentage has been fixed.

**TABLE 3.3.5 -- ACTUAL STRENGTH OF CENTRAL INVESTIGATION AGENCIES & OTHER CENTRAL POLICE ORGANIZATIONS (CPOs)**
**AS ON 01.01.2021**

| SL. No.      | CENTRAL INVESTIGATION AGENCIES & OTHER CENTRAL POLICE ORGANIZATIONS (CPOs)                       | DGP      | SPL DGP / ADDL. DG | IGP       | DIG       | SP         | ADDL SP    | DY. SP     | INSP.      | S.I.       | A.S.I.     | HEAD CONSTA-BLE | CONSTABLE    | OTHERS       | TOTAL        |
|--------------|--|----------|--------------------|-----------|-----------|------------|------------|------------|------------|------------|------------|-----------------|--------------|--------------|--------------|
| (1)          | (2)  | (3)      | (4)                | (5)       | (6)       | (7)        | (8)        | (9)        | (10)       | (11)       | (12)       | (13)            | (14)         | (15)         | (16)         |
| 1            | Bureau of Police Research & Development (BPR&D)  | 0        | 1                  | 6         | 6         | 8          | 13         | 13         | 14         | 2          | 0          | 17              | 101          | 222          | 403          |
| 2            | Central Bureau of Investigation (CBI)  | 1        | 3                  | 13        | 12        | 82         | 87         | 263        | 677        | 349        | 157        | 486             | 2041         | 1728         | 5,899        |
| 3            | Directorate of Coordination Police Wire-less (DCPW)  | 0        | 2                  | 4         | 7         | 8          | 27         | 123        | 164        | 3          | 2          | 59              | 82           | 0            | 481          |
| 4            | Lok Nayak Jayaprakash Narayan National Institute of Criminology & Forensic Science (LN-JN-NICFS) | 0        | 1                  | 0         | 1         | 6          | 1          | 6          | 3          | 18         | 4          | 7               | 1            | 36           | 84           |
| 5            | National Crime Records Bureau (NCRB)   | 0        | 1                  | 3         | 6         | 11         | 15         | 42         | 18         | 78         | 37         | 17              | 34           | 35           | 297          |
| 6            | North Eastern Police Academy (NEPA)  | 0        | 0                  | 1         | 1         | 1          | 0          | 0          | 4          | 6          | 1          | 27              | 87           | 95           | 223          |
| 7            | National Investigation Agency (NIA)  | 1        | 0                  | 4         | 8         | 21         | 6          | 35         | 86         | 68         | 82         | 138             | 249          | 143          | 841          |
| 8            | Sardar Vallabhbhai Patel National Police Academy (SVP-NPA)                                       | 0        | 1                  | 2         | 1         | 9          | 3          | 5          | 23         | 42         | 12         | 97              | 140          | 195          | 530          |
| <b>TOTAL</b> |  | <b>2</b> | <b>9</b>           | <b>33</b> | <b>42</b> | <b>146</b> | <b>152</b> | <b>487</b> | <b>989</b> | <b>566</b> | <b>295</b> | <b>848</b>      | <b>2,735</b> | <b>2,454</b> | <b>8,758</b> |

**TABLE 3.3.6 -- ACTUAL STRENGTH OF WOMAN IN CENTRAL INVESTIGATION AGENCIES & OTHER CENTRAL POLICE ORGANIZATIONS (CPOs)  
AS ON 01.01.2021**

| Sl. No.      | CENTRAL INVESTIGATION AGENCIES & OTHER CENTRAL POLICE ORGANIZATIONS (CPOs)                      | DGP      | SPL DGP / ADDL. DG | IGP      | DIG      | SP / AIG  | ADDL SP  | DY. SP    | INSP.     | S.I.      | A.S.I.   |
|--------------|---|----------|--------------------|----------|----------|-----------|----------|-----------|-----------|-----------|----------|
| (1)          | (2)   | (3)      | (4)                | (5)      | (6)      | (7)       | (8)      | (9)       | (10)      | (11)      | (12)     |
| 1            | Bureau of Police Research & Development (BPR&D)   | 0        | 0                  | 1        | 0        | 3         | 0        | 0         | 2         | 0         | 0        |
| 2            | Central Bureau of Investigation (CBI)   | 0        | 0                  | 1        | 2        | 7         | 2        | 13        | 34        | 9         | 1        |
| 3            | Directorate of Coordination Police Wireless (DCPW)  | 0        | 0                  | 0        | 0        | 0         | 0        | 2         | 0         | 6         | 0        |
| 4            | Lok Nayak Jayaprakash Narayan National Institute of Criminology & Forensic Science (LNJN-NICFS) | 0        | 0                  | 0        | 0        | 2         | 1        | 4         | 1         | 2         | 0        |
| 5            | National Crime Records Bureau (NCRB)  | 0        | 0                  | 0        | 0        | 1         | 5        | 8         | 2         | 24        | 7        |
| 6            | North Eastern Police Academy (NEPA)   | NA       | NA                 | NA       | NA       | NA        | NA       | NA        | NA        | NA        | NA       |
| 7            | National Investigation Agency (NIA)   | 0        | 0                  | 0        | 1        | 4         | 0        | 1         | 3         | 7         | 0        |
| 8            | Sardar Vallabhbhai Patel National Police Academy @ (SVP-NPA)                                    | 0        | 0                  | 0        | 0        | 2         | 0        | 1         | 0         | 11        | 0        |
| <b>TOTAL</b> |   | <b>0</b> | <b>0</b>           | <b>2</b> | <b>3</b> | <b>19</b> | <b>8</b> | <b>29</b> | <b>42</b> | <b>59</b> | <b>8</b> |

@The post of the academy are being filled on deputation through CAPFs/ State Government. The number of vacancies which can be filled by direct recruitment are very minimal. Such direct recruitment to Group B&C Non Gazetted posts are being filled through Staff Selection Commission ensuring the reservation policy for women in accordance with instruction issued by Government of India from time to time.

**TABLE 3.3.6 – CONTINUED...**

| Sl. No.      | CENTRAL INVESTIGATION AGENCIES & OTHER CENTRAL POLICE ORGANIZATIONS (CPOs)                      | HEAD CONSTABLE | CONSTABLE | OTHERS     | TOTAL      | RESERVATION PERCENTAGE APPROVED BY GOVT.               |
|--------------|---|----------------|-----------|------------|------------|--|
| (1)          | (2)   | (13)           | (14)      | (15)       | (16)       | (17)   |
| 1            | Bureau of Police Research & Development (BPR&D)   | 0              | 1         | 24         | 31         | There is no reservation policy                         |
| 2            | Central Bureau of Investigation (CBI)   | 4              | 15        | 398        | 486        | NA   |
| 3            | Directorate of Coordination Police Wireless (DCPW)  | 0              | 0         | 9          | 17         | Nil  |
| 4            | Lok Nayak Jayaprakash Narayan National Institute of Criminology & Forensic Science (LNJN-NICFS) | 3              | 0         | 1          | 14         | No reservation percentage approved for women employees |
| 5            | National Crime Records Bureau (NCRB)  | 0              | 2         | 8          | 57         | NA   |
| 6            | North Eastern Police Academy (NEPA)   | NA             | NA        | 11         | 11         | NA   |
| 7            | National Investigation Agency (NIA)   | 3              | 12        | 17         | 48         | NA   |
| 8            | Sardar Vallabhbhai Patel National Police Academy (SVP-NPA)                                      | 6              | 0         | 27         | 47         | @  |
| <b>TOTAL</b> |   | <b>16</b>      | <b>30</b> | <b>495</b> | <b>711</b> | <b>0</b>   |

@The post of the academy are being filled on deputation through CAPFs/ State Government. The number of vacancies which can be filled by direct recruitment are very minimal. Such direct recruitment to Group B&C Non Gazetted posts are being filled through Staff Selection Commission ensuring the reservation policy for women in accordance with instruction issued by Government of India from time to time.

TABLE 3.3.7 --ACTUAL STRENGTH OF SCHEDULED CASTES STAFF IN CENTRAL INVESTIGATION AGENCIES &amp; OTHER CENTRAL POLICE ORGANIZATIONS (CPOs)

AS ON 01.01.2021

| Sl. No.      | CENTRAL INVESTIGATION AGENCIES & OTHER CENTRAL POLICE ORGANIZATIONS (CPOs)                      | SUB-IN-SPECTOR | ASST. SUB-IN-SPECTOR | HEAD CON-STABLE | CONSTABLE  | TOTAL      | RESERVATION PER-CENTAGE APPROVED BY GOVT. |
|--------------|---|----------------|----------------------|-----------------|------------|------------|---|
| (1)          | (2)   | (3)            | (4)                  | (5)             | (6)        | (7)        | (8)                                       |
| 1            | Bureau of Police Research & Development (BPR&D)   | 0              | 0                    | 1               | 1          | 2          | There is no direct recruitment quota      |
| 2            | Central Bureau of Investigation (CBI)   | 44             | 31                   | 89              | 46         | 210        | 15.0%                                     |
| 3            | Directorate of Coordination Police Wireless (DCPW)  | 11             | 1                    | 0               | 31         | 43         | 15.0%                                     |
| 4            | Lok Nayak Jayaprakash Narayan National Institute of Criminology & Forensic Science (LNJN-NICFS) | 1              | 0                    | 3               | 1          | 5          | 15.0%                                     |
| 5            | National Crime Records Bureau (NCRB)  | 14             | 5                    | 2               | 3          | 24         | 15.0%                                     |
| 6            | North Eastern Police Academy (NEPA)   | 0              | 0                    | 3               | 7          | 10         | 7.5%                                      |
| 7            | National Investigation Agency (NIA)   | 5              | 4                    | 12              | 16         | 37         | NA  |
| 8            | Sardar Vallabhbhai Patel National Police Academy (SVP-NPA)                                      | 4              | 0                    | 12              | 3          | 19         | 15.0%                                     |
| <b>TOTAL</b> |   | <b>79</b>      | <b>41</b>            | <b>122</b>      | <b>108</b> | <b>350</b> |   |

**TABLE 3.3.8 --ACTUAL STRENGTH OF SCHEDULED TRIBES STAFF IN CENTRAL INVESTIGATION AGENCIES & OTHER CENTRAL POLICE ORGANIZATIONS (CPOs)**
**AS ON 01.01.2021**

| Sl. No.      | CENTRAL INVESTIGATION AGENCIES & OTHER CENTRAL POLICE ORGANIZATIONS (CPOs)                      | SUB-IN-SPECTOR | ASSTT. SUB-IN-SPECTOR | HEAD CON-STABLE | CONSTABLE | TOTAL      | RESERVATION PER-CENTAGE APPROVED BY GOVT. |
|--------------|---|----------------|-----------------------|-----------------|-----------|------------|---|
| (1)          | (2)   | (3)            | (4)                   | (5)             | (6)       | (7)        | (8)                                       |
| 1            | Bureau of Police Research & Development (BPR&D)   | 0              | 0                     | 0               | 0         | 0          | There is no direct recruitment quota      |
| 2            | Central Bureau of Investigation (CBI)   | 22             | 17                    | 33              | 2         | 74         | 7.50%                                     |
| 3            | Directorate of Coordination Police Wireless (DCPW)  | 5              | 1                     | 0               | 11        | 17         | 7.50%                                     |
| 4            | Lok Nayak Jayaprakash Narayan National Institute of Criminology & Forensic Science (LNJN-NICFS) | 0              | 0                     | 0               | 0         | 0          | 7.50%                                     |
| 5            | National Crime Records Bureau (NCRB)  | 3              | 2                     | 1               | 0         | 6          | 7.50%                                     |
| 6            | North Eastern Police Academy (NEPA)   | 0              | 0                     | 8               | 22        | 30         | 15.00%                                    |
| 7            | National Investigation Agency (NIA)   | 2              | 0                     | 4               | 14        | 20         | NA  |
| 8            | Sardar Vallabhbhai Patel National Police Academy (SVP-NPA)                                      | 2              | 0                     | 2               | 0         | 4          | 7.50%                                     |
| <b>TOTAL</b> |   | <b>34</b>      | <b>20</b>             | <b>48</b>       | <b>49</b> | <b>151</b> |   |



TABLE 3.3.9 --ACTUAL STRENGTH OF OTHER BACKWARD CLASSES STAFF IN CENTRAL INVESTIGATION AGENCIES &amp; OTHER CENTRAL POLICE ORGANIZATIONS (CPOs)

AS ON 01.01.2021

| Sl. No.      | CENTRAL INVESTIGATION AGENCIES & OTHER CENTRAL POLICE ORGANIZATIONS (CPOs)                      | SUB-IN-SPECTOR | ASSTT. SUB-IN-SPECTOR | HEAD CON-STABLE | CONSTABLE  | TOTAL      | RESERVATION PER-CENTAGE APPROVED BY GOVT. |
|--------------|---|----------------|-----------------------|-----------------|------------|------------|---|
| (1)          | (2)   | (3)            | (4)                   | (5)             | (6)        | (7)        | (8)                                       |
| 1            | Bureau of Police Research & Development (BPR&D)   | 0              | 0                     | 0               | 2          | 2          | There is no direct recruitment quota      |
| 2            | Central Bureau of Investigation (CBI)   | 78             | 2                     | 41              | 52         | 173        | 27.0%                                     |
| 3            | Directorate of Coordination Police Wireless (DCPW)  | 21             | 0                     | 0               | 32         | 53         | 27.0%                                     |
| 4            | Lok Nayak Jayaprakash Narayan National Institute of Criminology & Forensic Science (LNJN-NICFS) | 1              | 2                     | 1               | 11         | 15         | 27.0%                                     |
| 5            | National Crime Records Bureau (NCRB)  | 26             | 7                     | 0               | 4          | 37         | 27.0%                                     |
| 6            | North Eastern Police Academy (NEPA)   | 0              | 1                     | 1               | 22         | 24         | 27.5%                                     |
| 7            | National Investigation Agency (NIA)   | 13             | 21                    | 26              | 65         | 125        | NA  |
| 8            | Sardar Vallabhbhai Patel National Police Academy (SVP-NPA)                                      | 5              | 0                     | 9               | 9          | 23         | 27.0%                                     |
| <b>TOTAL</b> |   | <b>144</b>     | <b>33</b>             | <b>78</b>       | <b>197</b> | <b>452</b> |   |

TABLE 4.1.1 – TOTAL STATE BUDGET, BUDGET FOR POLICE, BUDGET FOR POLICE TRAINING, POLICE EXPENDITURE FOR THE FINANCIAL YEAR 2019 – 2020 (REVISED) (FIGURES IN CRORES OF RUPEES)

AS ON 01.01.2021

| SL. No. | STATES/UTs                     | TOTAL STATE BUDGET  | POLICE BUDGET      | EXPENDITURE FROM POLICE BUDGET | POLICE MODERNIZATION BUDGET | EXPENDITURE FROM POLICE MODERNIZATION BUDGET | POLICE TRAINING BUDGET | EXPENDITURE FROM POLICE TRAINING BUDGET |
|---------|--------------------------------|---------------------|--------------------|--------------------------------|-----------------------------|--|------------------------|---|
| (1)     | (2)                            | (3)                 | (4)                | (5)                            | (6)                         | (7)  | (8)                    | (9)                                     |
| 1       | Andhra Pradesh                 | 1,73,700.91         | 5,262.65           | 5,238.16                       | 158.47                      | 158.47                                       | 50.68                  | 50.61                                   |
| 2       | Arunachal Pradesh              | 17,917.59           | 973.58             | 934.00                         | 4.80                        | 0.32   | 20.00                  | 19.50                                   |
| 3       | Assam                          | 1,19,729.80         | 5,793.55           | 3,955.71                       | 94.65                       | 17.92  | 49.51                  | 32.36                                   |
| 4       | Bihar                          | 2,00,501.00         | 9,430.15           | 6,625.86                       | 597.22                      | 483.87                                       | 178.34                 | 144.64                                  |
| 5       | Chhattisgarh                   | 1,02,144.87         | 4,455.00           | 4,200.04                       | 25.00                       | 24.76  | 59.11                  | 47.56                                   |
| 6       | Goa                            | 19,548.69           | 555.74             | 539.30                         | 3.25                        | 0.87   | 2.24                   | 1.76                                    |
| 7       | Gujarat                        | 1,95,992.71         | 5,378.22           | 5,121.09                       | 76.85                       | 26.31  | 45.96                  | 44.00                                   |
| 8       | Haryana                        | 1,47,065.11         | 4,703.14           | 4,422.55                       | 10.00                       | 4.47   | 71.82                  | 70.15                                   |
| 9       | Himachal Pradesh               | 53,095.18           | 1,141.04           | 1,141.05                       | 7.98                        | 7.98   | 1.03                   | 1.03                                    |
| 10      | Jharkhand                      | 58,417.00           | 5,068.32           | 4,975.42                       | -                           | -  | 60.94                  | 58.86                                   |
| 11      | Karnataka                      | 2,34,153.00         | 6,273.47           | 5,527.20                       | 28.57                       | 21.76  | 68.61                  | 65.72                                   |
| 12      | Kerala                         | 1,25,343.00         | 3,991.42           | 3,612.24                       | 237.90                      | 115.73                                       | 0.02                   | 0.00                                    |
| 13      | Madhya Pradesh                 | 2,57,125.41         | 7,095.43           | 6,691.30                       | 97.84                       | 20.04  | 177.59                 | 169.83                                  |
| 14      | Maharashtra                    | 4,99,159.47         | 17,267.00          | 15,903.13                      | 57.93                       | 19.34  | 149.16                 | 154.76                                  |
| 15      | Manipur                        | 20,222.03           | 1,901.93           | 1,578.68                       | 17.23                       | 3.47   | 29.75                  | 26.87                                   |
| 16      | Meghalaya                      | 16,376.93           | 1,007.98           | 926.55                         | 7.59                        | 0.97   | 6.33                   | 5.71                                    |
| 17      | Mizoram                        | 12,589.53           | 845.99             | 655.11                         | 35.16                       | 2.93   | 35.03                  | 16.07                                   |
| 18      | Nagaland                       | 18,026.11           | 1,525.68           | 1,524.33                       | 15.96                       | 14.71  | 14.48                  | 14.20                                   |
| 19      | Odisha                         | 5,22,692.26         | 3,975.86           | 3,310.45                       | 86.90                       | 25.06  | 45.83                  | 43.06                                   |
| 20      | Punjab                         | 1,51,696.94         | 6,139.88           | 5,904.55                       | 69.32                       | 27.57  | 73.09                  | 64.15                                   |
| 21      | Rajasthan                      | 2,24,828.91         | 6,573.66           | 6,175.52                       | 119.73                      | 78.48  | 124.79                 | 120.90                                  |
| 22      | Sikkim                         | 8,665.36            | 496.24             | 474.75                         | 4.01                        | 1.84   | 4.95                   | 5.34                                    |
| 23      | Tamil Nadu                     | 2,10,434.73         | 8,358.17           | 8,358.17                       | 133.05                      | 133.05                                       | 153.34                 | 136.24                                  |
| 24      | Telangana                      | 1,82,017.00         | 5,309.46           | 5,357.65                       | 196.88                      | 112.33                                       | 163.97                 | 80.23                                   |
| 25      | Tripura                        | 18,189.13           | 1,493.55           | 1,418.33                       | 18.84                       | 11.79  | 15.35                  | 14.79                                   |
| 26      | Uttar Pradesh                  | 5,44,571.20         | 24,487.10          | 21,230.83                      | 122.00                      | 64.75  | 291.54                 | 161.00                                  |
| 27      | Uttarakhand                    | 48,663.90           | 1,925.23           | 1,755.63                       | 3.96                        | 3.41   | 13.19                  | 12.51                                   |
| 28      | West Bengal                    | 2,14,958.75         | 9,624.38           | 9,167.03                       | 1,175.00                    | 743.57                                       | 40.16                  | 27.91                                   |
| 29      | A & N Islands                  | 5,029.16            | 415.52             | 415.86                         | 29.96                       | 29.96  | 3.79                   | 3.78                                    |
| 30      | Chandigarh                     | 4,840.40            | 490.26             | 490.04                         | -                           | -  | 3.21                   | 2.18                                    |
| 31      | D & N Haveli and Daman and Diu | 3,246.16            | 63.68              | 63.68                          | -                           | -  | -                      | -                                       |
| 32      | Delhi                          | NA                  | 8,839.13           | 8,828.85                       | NA                          | NA   | 203.95                 | 203.92                                  |
| 33      | Jammu and Kashmir              | 80,423.00           | 7,741.00           | 6,612.50                       | 100.00                      | 38.62  | 110.74                 | 93.74                                   |
| 34      | Ladakh *                       | NA                  | 53.86              | 49.62                          | -                           | -  | -                      | -                                       |
| 35      | Lakshadweep                    | 1,303.49            | 33.00              | 33.00                          | 2.00                        | 2.00   | -                      | -                                       |
| 36      | Puducherry                     | 8,425.00            | 265.00             | 251.27                         | 10.58                       | 4.17   | -                      | -                                       |
|         | <b>TOTAL</b>                   | <b>44,52,429.83</b> | <b>1,67,030.04</b> | <b>1,51,713.82</b>             | <b>2,344.67</b>             | <b>2,197.10</b>                              | <b>22,55.32</b>        | <b>1,880.87</b>                         |

\* Police Budget (Received from PHQ J&K under head Major Head 2055 and Major Head 4055)

TABLE 4.1.2 -- TOTAL STATE BUDGET, BUDGET FOR POLICE, BUDGET FOR POLICE TRAINING, POLICE EXPENDITURE FOR THE FINANCIAL YEAR 2020 - 2021 (TENTATIVE) (FIGURES IN CRORES OF RUPEES)

AS ON 01.01.2021

| Sl. No. | STATES/UTs                     | TOTAL STATE BUDGET  | POLICE BUDGET      | EXPENDITURE FROM POLICE BUDGET | POLICE MODERNIZATION BUDGET | EXPENDITURE FROM POLICE MODERNIZATION BUDGET | POLICE TRAINING BUDGET | EXPENDITURE FROM POLICE TRAINING BUDGET |
|---------|--------------------------------|---------------------|--------------------|--------------------------------|-----------------------------|--|------------------------|---|
| (1)     | (2)                            | (3)                 | (4)                | (5)                            | (6)                         | (7)  | (8)                    | (9)                                     |
| 1       | Andhra Pradesh                 | 2,22,816.17         | 4,745.34           | 5,280.68                       | 102.71                      | 39.06  | 47.39                  | 56.01                                   |
| 2       | Arunachal Pradesh              | 10,217.33           | 1,070.93           | 1,065.55                       | 5.53                        | 5.53   | 23.11                  | 22.56                                   |
| 3       | Assam                          | 1,22,341.67         | 4,991.48           | 4,478.24                       | 42.27                       | 9.85   | 44.92                  | 36.26                                   |
| 4       | Bihar                          | 2,11,761.00         | 9,991.23           | 5,697.26                       | 521.82                      | 159.01                                       | 142.17                 | 102.12                                  |
| 5       | Chhattisgarh                   | 1,01,775.32         | 4,897.61           | 3,076.70                       | 25.00                       | 6.08   | 62.46                  | 33.44                                   |
| 6       | Goa                            | 21,056.35           | 626.29             | 420.41                         | 2.80                        | 0.00   | 2.22                   | 1.71                                    |
| 7       | Gujarat                        | 2,05,026.26         | 5,379.80           | 5,312.32                       | 83.13                       | 63.91  | 52.53                  | 52.53                                   |
| 8       | Haryana                        | 1,59,777.68         | 5,324.65           | 4,618.00                       | 15.00                       | 10.24  | 86.21                  | 73.49                                   |
| 9       | Himachal Pradesh               | 52,433.52           | 1,459.67           | 948.12                         | 10.03                       | 1.75   | 0.65                   | 0.06                                    |
| 10      | Jharkhand                      | 75,308.00           | 5,003.19           | 4,751.99                       | 0.00                        | 0.00   | 46.00                  | 41.04                                   |
| 11      | Karnataka                      | 2,37,893.00         | 6,715.22           | 4,236.32                       | 26.04                       | 11.08  | 79.23                  | 54.63                                   |
| 12      | Kerala                         | 1,44,212.00         | 3,780.53           | 3,402.47                       | 211.11                      | 116.11                                       | 0.00                   | 0.00                                    |
| 13      | Madhya Pradesh                 | 2,05,397.49         | 7,448.87           | 5,398.08                       | 66.00                       | 20.40  | 185.82                 | 136.16                                  |
| 14      | Maharashtra                    | 4,22,764.56         | 13,708.91          | 12,048.38                      | 76.10                       | 5.64   | 120.72                 | 116.54                                  |
| 15      | Manipur                        | 24,986.36           | 2,119.49           | 1,552.68                       | 20.75                       | 0.32   | 34.68                  | 27.51                                   |
| 16      | Meghalaya                      | 17,430.23           | 1,067.79           | 797.64                         | 7.56                        | 4.73   | 6.52                   | 4.63                                    |
| 17      | Mizoram                        | 10,895.27           | 715.55             | 504.19                         | 5.30                        | 0.00   | 18.25                  | 13.25                                   |
| 18      | Nagaland                       | 21,068.85           | 1,457.71           | 1,457.71                       | 15.00                       | 15.00  | 14.86                  | 14.86                                   |
| 19      | Odisha                         | 1,50,000.00         | 4,176.88           | 2,467.32                       | 127.39                      | 10.47  | 49.35                  | 32.56                                   |
| 20      | Punjab                         | 1,54,805.29         | 6,709.43           | 4,474.07                       | 132.00                      | 12.48  | 72.02                  | 46.17                                   |
| 21      | Rajasthan                      | 2,25,731.50         | 6,957.85           | 6,173.56                       | 101.65                      | 41.67  | 143.20                 | 123.41                                  |
| 22      | Sikkim                         | 9,100.00            | 495.37             | 442.26                         | 2.16                        | 1.52   | 4.76                   | 4.04                                    |
| 23      | Tamil Nadu                     | 2,40,992.78         | 8,878.05           | 8,790.16                       | 100.00                      | 100.00                                       | 157.72                 | 135.68                                  |
| 24      | Telangana                      | 1,82,914.42         | 5,520.27           | 4,873.84                       | 340.29                      | 160.13                                       | 147.27                 | 125.55                                  |
| 25      | Tripura                        | 19,891.60           | 1,634.27           | 1,456.37                       | 6.84                        | 4.55   | 15.00                  | 14.92                                   |
| 26      | Uttar Pradesh                  | 5,12,860.72         | 27,285.74          | 20,205.51                      | 122.00                      | 61.92  | 283.46                 | 157.65                                  |
| 27      | Uttarakhand                    | 53,526.97           | 2,038.13           | 1,494.85                       | 4.50                        | 0.05   | 16.78                  | 10.73                                   |
| 28      | West Bengal                    | 2,95,677.00         | 10,351.84          | 11,023.87                      | 1,299.55                    | 574.82                                       | 39.58                  | 32.02                                   |
| 29      | A & N Islands                  | 5,234.26            | 424.88             | 300.63                         | 30.71                       | 22.15  | 4.05                   | 2.94                                    |
| 30      | Chandigarh                     | 5,138.10            | 516.06             | 389.53                         | 0.00                        | 0.00   | 2.00                   | 0.39                                    |
| 31      | D & N Haveli and Daman and Diu | 3,520.52            | 69.08              | 69.08                          | 0.00                        | 0.00   | 0.00                   | 0.00                                    |
| 32      | Delhi                          | NA                  | 8,165.09           | 6,903.41                       | NA                          | NA   | 206.76                 | 171.68                                  |
| 33      | Jammu and Kashmir              | 1,01,428.00         | 8,859.39           | 6,762.32                       | 100.00                      | 15.67  | 117.67                 | 109.00                                  |
| 34      | Ladakh*                        | 5,958.00            | 258.93             | 258.93                         | 0.00                        | 0.00   | 0.00                   | 0.00                                    |
| 35      | Lakshadweep                    | 1,376.46            | 32.00              | 29.00                          | 3.00                        | 1.00   | 0.00                   | 0.00                                    |
| 36      | Puducherry                     | 9,000.00            | 261.65             | 244.67                         | 10.95                       | 0.47   | 0.00                   | 0.00                                    |
|         | <b>TOTAL</b>                   | <b>42,44,316.68</b> | <b>1,73,139.16</b> | <b>1,41,406.11</b>             | <b>3,592.21</b>             | <b>1,475.60</b>                              | <b>2,227.36</b>        | <b>1,753.54</b>                         |

\* Police Budget - Under Major Head 2055-Revenue and Major Head 4055-Capital)

TABLE 4.1.3 -- INCREASE / DECREASE IN TOTAL POLICE EXPENDITURE & TRAINING EXPENDITURE AS COMPARED TO FINANCIAL YEAR 2019 - 2020 (REVISED) & 2020-2021 (TENTATIVE) (FIGURES IN CRORES OF RUPEES)

AS ON 01.01.2021

| Sl. No.      | STATES/UTs                     | TOTAL POLICE EXPENDITURE |                         |                    | TOTAL POLICE TRAINING EXPENDITURE |                         |                    | COL. (7) AS PERCENTAGE OF COL. (4) |
|--------------|--------------------------------|--------------------------|-------------------------|--------------------|-----------------------------------|-------------------------|--------------------|------------------------------------|
|              |                                | 2019 - 2020 (REVISED)    | 2020 - 2021 (TENTATIVE) | INCREASE/ DECREASE | 2019 - 2020 (REVISED)             | 2020 - 2021 (TENTATIVE) | INCREASE/ DECREASE |                                    |
| (1)          | (2)                            | (3)                      | (4)                     | (5)                | (6)                               | (7)                     | (8)                | (9)                                |
| 1            | Andhra Pradesh                 | 5,238.16                 | 5,280.68                | 42.52              | 50.61                             | 56.01                   | 5.40               | 1.06%                              |
| 2            | Arunachal Pradesh              | 934                      | 1065.55                 | 131.55             | 19.50                             | 22.56                   | 3.06               | 2.12%                              |
| 3            | Assam                          | 3,955.71                 | 4,478.24                | 522.53             | 32.36                             | 36.26                   | 3.90               | 0.81%                              |
| 4            | Bihar                          | 6,625.86                 | 5,697.26                | -928.60            | 144.64                            | 102.12                  | -42.52             | 1.79%                              |
| 5            | Chhattisgarh                   | 4,200.04                 | 3,076.70                | -1,123.34          | 47.56                             | 33.44                   | -14.12             | 1.09%                              |
| 6            | Goa                            | 539.30                   | 420.41                  | -118.89            | 1.76                              | 1.71                    | -0.06              | 0.41%                              |
| 7            | Gujarat                        | 5,121.09                 | 5,312.32                | 191.23             | 44.00                             | 52.53                   | 8.53               | 0.99%                              |
| 8            | Haryana                        | 4,422.55                 | 4,618.00                | 195.45             | 70.15                             | 73.49                   | 3.34               | 1.59%                              |
| 9            | Himachal Pradesh               | 1,141.05                 | 948.12                  | -192.93            | 1.03                              | 0.06                    | -0.97              | 0.01%                              |
| 10           | Jharkhand                      | 4,975.42                 | 4,751.99                | -223.43            | 58.86                             | 41.04                   | -17.82             | 0.86%                              |
| 11           | Karnataka                      | 5,527.20                 | 4,236.32                | -1,290.88          | 65.72                             | 54.63                   | -11.09             | 1.29%                              |
| 12           | Kerala                         | 3,612.24                 | 3,402.47                | -209.77            | 0.00                              | -                       | -0.00              | 0.00%                              |
| 13           | Madhya Pradesh                 | 6,691.30                 | 5,398.08                | -1,293.22          | 169.83                            | 136.16                  | -33.67             | 2.52%                              |
| 14           | Maharashtra                    | 15,903.13                | 12,048.38               | -3,854.75          | 154.76                            | 116.54                  | -38.22             | 0.97%                              |
| 15           | Manipur                        | 1,578.68                 | 1,552.68                | -26.00             | 26.87                             | 27.51                   | 0.64               | 1.77%                              |
| 16           | Meghalaya                      | 926.55                   | 797.64                  | -128.91            | 5.71                              | 4.63                    | -1.08              | 0.58%                              |
| 17           | Mizoram                        | 655.11                   | 504.19                  | -150.92            | 16.07                             | 13.25                   | -2.82              | 2.63%                              |
| 18           | Nagaland                       | 1,524.33                 | 1,457.71                | -66.62             | 14.20                             | 14.86                   | 0.66               | 1.02%                              |
| 19           | Odisha                         | 3,310.45                 | 2,467.32                | -843.13            | 43.06                             | 32.56                   | -10.50             | 1.32%                              |
| 20           | Punjab                         | 5,904.55                 | 4,474.07                | -1,430.48          | 64.15                             | 46.17                   | -17.98             | 1.03%                              |
| 21           | Rajasthan                      | 6,175.52                 | 6,173.56                | -1.96              | 120.90                            | 123.41                  | 2.51               | 2.00%                              |
| 22           | Sikkim                         | 474.75                   | 442.26                  | -32.50             | 5.34                              | 4.04                    | -1.29              | 0.91%                              |
| 23           | Tamil Nadu                     | 8,358.17                 | 8,790.16                | 431.99             | 136.24                            | 135.68                  | -0.56              | 1.54%                              |
| 24           | Telangana                      | 5,357.65                 | 4,873.84                | -483.82            | 80.23                             | 125.55                  | 45.32              | 2.58%                              |
| 25           | Tripura                        | 1,418.33                 | 1,456.37                | 38.04              | 14.79                             | 14.92                   | 0.13               | 1.02%                              |
| 26           | Uttar Pradesh                  | 21,230.83                | 20,205.51               | -1,025.32          | 161.00                            | 157.65                  | -3.35              | 0.78%                              |
| 27           | Uttarakhand                    | 1,755.63                 | 1,494.85                | -260.78            | 12.51                             | 10.73                   | -1.78              | 0.72%                              |
| 28           | West Bengal                    | 9,167.03                 | 11,023.87               | 1,856.84           | 27.91                             | 32.02                   | 4.11               | 0.29%                              |
| 29           | A & N Islands                  | 415.86                   | 300.63                  | -115.23            | 3.78                              | 2.94                    | -0.84              | 0.98%                              |
| 30           | Chandigarh                     | 490.04                   | 389.53                  | -100.51            | 2.18                              | 0.39                    | -1.79              | 0.10%                              |
| 31           | D & N Haveli and Daman and Diu | 63.68                    | 69.08                   | 5.40               | -                                 | 0                       | -                  | 0.00%                              |
| 32           | Delhi                          | 8,828.85                 | 6,903.41                | -1,925.44          | 203.92                            | 171.68                  | -32.24             | 2.49%                              |
| 33           | Jammu and Kashmir              | 6,612.50                 | 6,762.32                | 149.82             | 93.74                             | 109.00                  | 15.26              | 1.61%                              |
| 34           | Ladakh                         | 49.62                    | 258.93                  | 209.31             | -                                 | -                       | -                  | 0.00%                              |
| 35           | Lakshadweep                    | 33                       | 29.00                   | -4.00              | 0                                 | 0                       | 0                  | 0.00%                              |
| 36           | Puducherry                     | 251.27                   | 244.67                  | -6.60              | 0                                 | 0                       | 0                  | 0.00%                              |
| <b>TOTAL</b> |                                | <b>1,51,713.82</b>       | <b>1,41,406.11</b>      | <b>-10,307.70</b>  | <b>1,880.87</b>                   | <b>1,753.54</b>         | <b>-127.33</b>     | <b>1.24%</b>                       |

**TABLE 4.1.4(A) -- MODERNIZATION GRANT BY CENTRAL & STATE GOVT TO THE POLICE & UTILIZATION IN THE FINANCIAL YEAR 2019 -2020 (REVISED) (FIGURES IN CRORES OF RUPEES)**

AS ON 01.01.2021

| Sl. No.       | STATES/UTs                     | MODERNIZATION GRANT FROM CENTRAL GOVT | MODERNIZATION GRANT FROM STATE GOVT | COMBINED GRANT (CENTRAL + STATE) | COMBINED (CENTRAL + STATE) EXPENDITURE ON MODERNIZATION BY STATE POLICE |
|---------------|--------------------------------|---------------------------------------|-------------------------------------|----------------------------------|---|
| (1)           | (2)                            | (3)                                   | (4)                                 | (5)                              | (6)   |
| 1             | Andhra Pradesh                 | 75.36                                 | 50.25                               | 125.61                           | 26.34   |
| 2             | Arunachal Pradesh              | 4.80                                  | 0.00                                | 4.80                             | 0.32  |
| 3             | Assam                          | 66.35                                 | 28.30                               | 94.65                            | 17.92   |
| 4             | Bihar                          | 9.42                                  | 6.28                                | 15.70                            | 4.42  |
| 5             | Chhattisgarh                   | 8.35                                  | 5.57                                | 13.92                            | 7.48  |
| 6             | Goa                            | 0.00                                  | 3.25                                | 3.25                             | 0.87  |
| 7             | Gujarat                        | 37.53                                 | 39.32                               | 76.85                            | 26.31   |
| 8             | Haryana                        | 6.00                                  | 4.00                                | 10.00                            | 7.47  |
| 9             | Himachal Pradesh               | 9.72                                  | 0.77                                | 10.49                            | 7.22  |
| 10            | Jharkhand                      | 203.07                                | 100.80                              | 303.87                           | 300.10  |
| 11            | Karnataka                      | 10.60                                 | 10.73                               | 21.33                            | 14.27   |
| 12            | Kerala                         | 16.11                                 | 10.74                               | 26.85                            | 19.19   |
| 13            | Madhya Pradesh                 | 14.45                                 | 9.63                                | 24.08                            | 5.18  |
| 14            | Maharashtra                    | 22.95                                 | 15.30                               | 38.25                            | 4.80  |
| 15            | Manipur                        | 16.33                                 | 0.90                                | 17.23                            | 3.47  |
| 16            | Meghalaya                      | 6.63                                  | 0.08                                | 6.71                             | 0.11  |
| 17            | Mizoram                        | 34.63                                 | 0.53                                | 35.16                            | 2.93  |
| 18            | Nagaland                       | 17.29                                 | 1.92                                | 19.21                            | 17.76   |
| 19            | Odisha                         | 42.45                                 | 28.30                               | 70.75                            | 6.81  |
| 20            | Punjab                         | 49.09                                 | 20.24                               | 69.33                            | 27.57   |
| 21            | Rajasthan                      | 72.61                                 | 47.12                               | 119.73                           | 78.48   |
| 22            | Sikkim                         | 0.00                                  | 0.00                                | 0.00                             | -   |
| 23            | Tamil Nadu                     | 56.62                                 | 37.39                               | 94.01                            | 22.13   |
| 24            | Telangana                      | 82.00                                 | 143.44                              | 225.44                           | 113.94  |
| 25            | Tripura                        | 11.07                                 | 0.62                                | 11.69                            | 8.62  |
| 26            | Uttar Pradesh                  | 62.75                                 | 37.24                               | 99.99                            | 99.99   |
| 27            | Uttarakhand                    | 3.37                                  | 0.37                                | 3.74                             | 2.46  |
| 28            | West Bengal                    | 11.21                                 | 0.07                                | 11.28                            | 1.65  |
| 29            | A & N Islands #                | #                                     | 0.00                                | -                                | #   |
| 30            | Chandigarh                     | 0.00                                  | 0.00                                | 0.00                             | -   |
| 31            | D & N Haveli and Daman and Diu | 0.00                                  | 0.00                                | 0.00                             | -   |
| 32            | Delhi                          | 0.00                                  | 0.00                                | 0.00                             | -   |
| 33            | Jammu and Kashmir              | 33.75                                 | 4.43                                | 38.18                            | 33.74   |
| 34            | Ladakh                         | 0.00                                  | 0.00                                | 0.00                             | -   |
| 35            | Lakshadweep                    | 0.00                                  | 0.00                                | 0.00                             | -   |
| 36            | Puducherry                     | 4.54                                  | 0.00                                | 4.54                             | 0.48  |
| <b>TOTAL^</b> |                                | <b>989.05</b>                         | <b>607.22</b>                       | <b>1,596.27</b>                  | <b>862.02</b>   |

# MODERNIZATION GRANT FROM CENTRAL GOVT: Rs. 4,22,60,940/- is available on 31/03/2019 and the same has been carried forwarded to the next FY - 2019-20. COMBINED (CENTRAL + STATE) EXPENDITURE ON MODERNIZATION: Rs. 7,62,405/- amount utilized during the FY- 2019-2020

^ Value of A & N Islands UT not included in total

TABLE 4.1.4(B) -- MODERNIZATION GRANT BY CENTRAL & STATE GOVT TO POLICE & UTILIZATION IN THE FINANCIAL YEAR 2020 - 2021 (TENTATIVE) (FIGURES IN CRORES OF RUPEES)

AS ON 01.01.2021

| SL. No.        | STATES/UTs                      | MODERNIZATION GRANT FROM CENTRAL GOVT | MODERNIZATION GRANT FROM STATE GOVT | COMBINED GRANT (CENTRAL + STATE) | COMBINED (CENTRAL + STATE) EXPENDITURE ON MODERNIZATION BY STATE POLICE |
|----------------|---------------------------------|---------------------------------------|-------------------------------------|----------------------------------|---|
| (1)            | (2)                             | (3)                                   | (4)                                 | (5)                              | (6)   |
| 1              | Andhra Pradesh                  | -                                     | -                                   | -                                | -   |
| 2              | Arunachal Pradesh               | 4.75                                  | 0.78                                | 5.53                             | @   |
| 3              | Assam                           | 33.13                                 | 9.14                                | 42.27                            | 3.26  |
| 4              | Bihar                           | 8.30                                  | 5.53                                | 13.83                            | -   |
| 5              | Chhattisgarh                    | -                                     | -                                   | -                                | 0   |
| 6              | Goa                             | -                                     | 2.80                                | 2.80                             | 2.80  |
| 7              | Gujarat                         | 25.60                                 | 17.05                               | 42.65                            | 7.28  |
| 8              | Haryana                         | 9.00                                  | 6.00                                | 15.00                            | 10.24   |
| 9              | Himachal Pradesh                | 7.80                                  | 0.27                                | 8.07                             | 1.71  |
| 10             | Jharkhand                       | -                                     | -                                   | -                                | -   |
| 11             | Karnataka                       | 4.66                                  | 9.49                                | 14.15                            | 10.87   |
| 12             | Kerala                          | 40.42                                 | 27.33                               | 67.75                            | 51.72   |
| 13             | Madhya Pradesh                  | -                                     | -                                   | -                                | -   |
| 14             | Maharashtra                     | -                                     | -                                   | -                                | -   |
| 15             | Manipur                         | 19.85                                 | 0.90                                | 20.75                            | 0.32  |
| 16             | Meghalaya                       | -                                     | -                                   | -                                | -   |
| 17             | Mizoram                         | 4.77                                  | 0.53                                | 5.30                             | -   |
| 18             | Nagaland                        | 10.74                                 | 1.19                                | 11.93                            | -   |
| 19             | Odisha                          | -                                     | -                                   | -                                | -   |
| 20             | Punjab                          | 79.00                                 | 53.00                               | 132.00                           | 12.48   |
| 21             | Rajasthan                       | 48.39                                 | 53.26                               | 101.65                           | 41.67   |
| 22             | Sikkim                          | -                                     | -                                   | -                                | -   |
| 23             | Tamil Nadu                      | -                                     | -                                   | -                                | -   |
| 24             | Telangana ~                     | -                                     | 185.21                              | 185.21                           | 75.11   |
| 25             | Tripura                         | 5.72                                  | 6.84                                | 12.56                            | 4.55  |
| 26             | Uttar Pradesh                   | 32.02                                 | 21.35                               | 53.37                            | 35.39   |
| 27             | Uttarakhand                     | -                                     | -                                   | -                                | -   |
| 28             | West Bengal                     | -                                     | 0.55                                | 0.55                             | -   |
| 29             | A & N Islands                   | #                                     | -                                   | -                                | #   |
| 30             | Chandigarh                      | -                                     | -                                   | -                                | -   |
| 31             | D & N Haveli and Dam-an and Diu | -                                     | -                                   | -                                | -   |
| 32             | Delhi                           | -                                     | -                                   | -                                | -   |
| 33             | Jammu and Kashmir               | -                                     | 68.56                               | 68.56                            | 15.67   |
| 34             | Ladakh                          | -                                     | -                                   | -                                | -   |
| 35             | Lakshadweep                     | -                                     | -                                   | -                                | -   |
| 36             | Puducherry                      | -                                     | -                                   | -                                | 3.39  |
| <b>TOTAL ^</b> |                                 | <b>334.15</b>                         | <b>469.78</b>                       | <b>803.93</b>                    | <b>276.46</b>   |

@under process for utilization

#MODERNIZATION GRANT FROM CENTRAL GOVT: Rs 4,14,98,535/- fund carried forwarded from previous FY- 2019-20, Rs 13,31,556/- interest accrued during the FY-2019-20 and total amount available on 31/03/2020 is Rs. 4,28,30,091/- COMBINED (CENTRAL + STATE) EXPENDITURE ON MODERNIZATION: Rs 11,07,060/- amount utilized during the FY-2020-21 upto 31/03/2021

^ Value of A & N Islands UT not included in total

~Budget has not been released by MHA, so far

**TABLE 4.1.5-- BUDGET & EXPENDITURE OF CAPFs FOR THE FINANCIAL YEAR 2019 -2020 (REVISED) & FINANCIAL YEAR 2020 -2021 (TENTATIVE)  
(FIGURES IN CRORES OF RUPEES)**

AS ON 01.01.2021

| Sl. No.      | CENTRAL ARMED POLICE FORCE & SPECIALISED FORCE | FINANCIAL YEAR 2019 - 2020 |                   | FINANCIAL YEAR 2020 - 2021 |                   |
|--------------|--|----------------------------|-------------------|----------------------------|-------------------|
|              |  | (REVISED)                  |                   | (TENTATIVE)                |                   |
|              |  | TOTAL BUDGET               | TOTAL EXPENDITURE | TOTAL BUDGET               | TOTAL EXPENDITURE |
| (1)          | (2)  | (3)                        | (4)               | (5)                        | (6)               |
| 1            | Assam Rifles                                   | 5,951.48                   | 5,872.08          | 5,790.48                   | 5,872.08          |
| 2            | Border Security Force                          | 21,249.63                  | 21,093.59         | 19,895.02                  | 16,167.60         |
| 3            | Central Industrial Security Force              | 10,727.82                  | 10,713.47         | 11,274.78                  | 10,011.82         |
| 4            | Central Reserve Police Force                   | 26,076.25                  | 25,948.28         | 25,103.04                  | 25,103.04         |
| 5            | Indo-Tibetan Border Police                     | 7,223.02                   | 7,191.43          | 6,393.91                   | 6,390.67          |
| 6            | National Disaster Response Force               | 1,101.41                   | 1,081.17          | 1,174.95                   | 1,080.39          |
| 7            | National Security Guards                       | 1,259.79                   | 1,200.83          | 987.73                     | 965.25            |
| 8            | Railway Protection Force                       | 4,315.32                   | 3,923.94          | 3,983.05                   | 3,841.42          |
| 9            | Sashastra Seema Bal                            | 6,976.26                   | 6,960.63          | 6,173.18                   | 5,007.49          |
| <b>TOTAL</b> |  | <b>84,880.98</b>           | <b>83,985.42</b>  | <b>80,776.14</b>           | <b>74,439.76</b>  |

TABLE 5.1.1 -- NUMBER OF POLICE ZONES, RANGES, DISTRICTS, SUB-DIVISIONS, CIRCLES AND SANCTIONED POLICE STATIONS

AS ON 01.01.2021

| Sl. No.      | STATES/UTs                      | POLICE ZONES | POLICE RANGES | POLICE DISTRICTS | POLICE SUB-DIVISIONS | POLICE CIRCLES | SANCTIONED POLICE STATIONS |
|--------------|---------------------------------|--------------|---------------|------------------|----------------------|----------------|----------------------------|
| (1)          | (2)                             | (3)          | (4)           | (5)              | (6)                  | (7)            | (8)                        |
| 1            | Andhra Pradesh                  | 0            | 5             | 18               | 98                   | 205            | 1,021                      |
| 2            | Arunachal Pradesh               | 1            | 3             | 26               | 29                   | 30             | 140                        |
| 3            | Assam                           | 0            | 8             | 33               | 23                   | 48             | 344                        |
| 4            | Bihar                           | 1            | 15            | 44               | 116                  | 211            | 1,096                      |
| 5            | Chhattisgarh                    | 5            | 3             | 29               | 88                   | 0              | 467                        |
| 6            | Goa                             | 0            | 0             | 0                | 8                    | 0              | 43                         |
| 7            | Gujarat                         | 0            | 9             | 40               | 98                   | 85             | 741                        |
| 8            | Haryana                         | 0            | 5             | 24               | 72                   | 0              | 392                        |
| 9            | Himachal Pradesh                | 0            | 3             | 13               | 34                   | 0              | 148                        |
| 10           | Jharkhand                       | 5            | 7             | 26               | 60                   | 122            | 564                        |
| 11           | Karnataka                       | 0            | 7             | 30               | 145                  | 227            | 1,054                      |
| 12           | Kerala                          | 2            | 4             | 20               | 84                   | 0              | 564                        |
| 13           | Madhya Pradesh                  | 11           | 15            | 52               | 243                  | 0              | 1,117                      |
| 14           | Maharashtra                     | 39           | 8             | 37               | 386                  | 0              | 1,165                      |
| 15           | Manipur                         | 3            | 4             | 16               | 26                   | 0              | 113                        |
| 16           | Meghalaya                       | 0            | 2             | 11               | 10                   | 17             | 75                         |
| 17           | Mizoram                         | 0            | 2             | 11               | 17                   | 0              | 44                         |
| 18           | Nagaland                        | 0            | 4             | 11               | 21                   | 0              | 86                         |
| 19           | Odisha                          | 0            | 8             | 36               | 114                  | 0              | 627                        |
| 20           | Punjab                          | 0            | 8             | 24               | 96                   | 0              | 430                        |
| 21           | Rajasthan                       | 11           | 7             | 43               | 0                    | 230            | 894                        |
| 22           | Sikkim                          | 0            | 1             | 4                | 11                   | 0              | 30                         |
| 23           | Tamil Nadu                      | 4            | 11            | 37               | 249                  | 0              | 2,272                      |
| 24           | Telangana                       | 2            | 4             | 28               | 123                  | 357            | 841                        |
| 25           | Tripura                         | 0            | 2             | 8                | 27                   | 0              | 84                         |
| 26           | Uttar Pradesh                   | 8            | 18            | 74               | 0                    | 412            | 1,656                      |
| 27           | Uttarakhand                     | 0            | 2             | 13               | 0                    | 35             | 159                        |
| 28           | West Bengal                     | 4            | 10            | 47               | 57                   | 102            | 634                        |
| 29           | A & N Islands                   | 0            | 0             | 3                | 7                    | 0              | 24                         |
| 30           | Chandigarh                      | 0            | 0             | 1                | 3                    | 0              | 18                         |
| 31           | D & N Haveli and Dam-an and Diu | 0            | 0             | 3                | 3                    | 0              | 8                          |
| 32           | Delhi #                         | 0            | 6             | 15               | 71                   | 0              | 209                        |
| 33           | Jammu and Kashmir               | 2            | 7             | 23               | 67                   | 0              | 241                        |
| 34           | Ladakh                          | 0            | 1             | 2                | 0                    | 0              | 7                          |
| 35           | Lakshadweep                     | 0            | 0             | 1                | 3                    | 0              | 16                         |
| 36           | Puducherry                      | 0            | 0             | 2                | 8                    | 12             | 55                         |
| <b>TOTAL</b> |                                 | <b>98</b>    | <b>189</b>    | <b>805</b>       | <b>2,397</b>         | <b>2,093</b>   | <b>17,379</b>              |

# Total Sanctioned Police Station 209 [163{Urban Sanctioned Police Station}+ 46 {Special Sanctioned Police Station}]The number of sanctioned Police Stations in Delhi is 209 which are already mentioned in item No. 32 & 33. Out of these 209 Police Stations, 27 Police Stations (17-Territorial, 08 Metro and 02 Railways) are functioning within the existing resources of Delhi Police as no manpower has been sanctioned by MHA for these police stations.



TABLE 5.1.2 -- NUMBER OF SANCTIONED (S) AND ACTUAL (A) POLICE STATIONS (RURAL, URBAN &amp; SPECIAL PURPOSE POLICE STATIONS) IN STATES/UTs

AS ON 01.01.2021

| Sl. No.      | STATES/UTs                     | RURAL POLICE STATIONS |              | URBAN POLICE STATIONS |              | SPECIAL PURPOSE POLICE STATIONS |              | TOTAL POLICE STATIONS |               |
|--------------|--------------------------------|-----------------------|--------------|-----------------------|--------------|---------------------------------|--------------|-----------------------|---------------|
|              |                                | S                     | A            | S                     | A            | S                               | A            | S                     | A             |
| (1)          | (2)                            | (3)                   | (4)          | (5)                   | (6)          | (7)                             | (8)          | (9)                   | (10)          |
| 1            | Andhra Pradesh                 | 690                   | 690          | 225                   | 225          | 106                             | 106          | 1,021                 | 1,021         |
| 2            | Arunachal Pradesh              | 70                    | 48           | 48                    | 43           | 22                              | 5            | 140                   | 96            |
| 3            | Assam                          | 178                   | 178          | 147                   | 147          | 19                              | 19           | 344                   | 344           |
| 4            | Bihar                          | 765                   | 735          | 191                   | 179          | 140                             | 139          | 1,096                 | 1,053         |
| 5            | Chhattisgarh                   | 350                   | 341          | 79                    | 78           | 38                              | 37           | 467                   | 456           |
| 6            | Goa                            | 20                    | 20           | 8                     | 8            | 15                              | 15           | 43                    | 43            |
| 7            | Gujarat                        | 471                   | 461          | 109                   | 109          | 161                             | 161          | 741                   | 731           |
| 8            | Haryana                        | 159                   | 159          | 134                   | 134          | 99                              | 94           | 392                   | 387           |
| 9            | Himachal Pradesh               | 74                    | 74           | 47                    | 47           | 27                              | 27           | 148                   | 148           |
| 10           | Jharkhand                      | 332                   | 332          | 96                    | 96           | 136                             | 136          | 564                   | 564           |
| 11           | Karnataka                      | 539                   | 539          | 290                   | 290          | 225                             | 225          | 1,054                 | 1,054         |
| 12           | Kerala                         | 382                   | 382          | 102                   | 102          | 80                              | 80           | 564                   | 564           |
| 13           | Madhya Pradesh                 | 469                   | 469          | 503                   | 503          | 145                             | 145          | 1,117                 | 1,117         |
| 14           | Maharashtra                    | 762                   | 762          | 277                   | 277          | 126                             | 126          | 1,165                 | 1,165         |
| 15           | Manipur                        | 79                    | 54           | 17                    | 17           | 17                              | 13           | 113                   | 84            |
| 16           | Meghalaya                      | 43                    | 43           | 17                    | 17           | 15                              | 15           | 75                    | 75            |
| 17           | Mizoram                        | 26                    | 26           | 14                    | 14           | 4                               | 4            | 44                    | 44            |
| 18           | Nagaland                       | 53                    | 53           | 19                    | 19           | 14                              | 14           | 86                    | 86            |
| 19           | Odisha                         | 362                   | 362          | 175                   | 174          | 90                              | 90           | 627                   | 626           |
| 20           | Punjab                         | 256                   | 256          | 126                   | 126          | 48                              | 48           | 430                   | 430           |
| 21           | Rajasthan                      | 483                   | 483          | 337                   | 337          | 74                              | 74           | 894                   | 894           |
| 22           | Sikkim                         | 18                    | 18           | 9                     | 9            | 3                               | 3            | 30                    | 30            |
| 23           | Tamil Nadu                     | 854                   | 854          | 446                   | 446          | 972                             | 972          | 2,272                 | 2,272         |
| 24           | Telangana                      | 396                   | 396          | 350                   | 350          | 95                              | 95           | 841                   | 841           |
| 25           | Tripura                        | 48                    | 48           | 34                    | 34           | 2                               | 0            | 84                    | 82            |
| 26           | Uttar Pradesh                  | 992                   | 992          | 519                   | 519          | 145                             | 145          | 1,656                 | 1,656         |
| 27           | Uttarakhand                    | 102                   | 102          | 50                    | 50           | 7                               | 7            | 159                   | 159           |
| 28           | West Bengal                    | 203                   | 203          | 289                   | 289          | 142                             | 141          | 634                   | 633           |
| 29           | A & N Islands                  | 18                    | 0            | 3                     | 0            | 3                               | 24           | 24                    | 24            |
| 30           | Chandigarh                     | 0                     | 0            | 16                    | 16           | 2                               | 2            | 18                    | 18            |
| 31           | D & N Haveli and Daman and Diu | 1                     | 1            | 3                     | 3            | 4                               | 4            | 8                     | 8             |
| 32           | Delhi @                        | 0                     | 0            | 182                   | 180          | 27                              | 29           | 209                   | 209           |
| 33           | Jammu and Kashmir              | 154                   | 154          | 51                    | 51           | 36                              | 36           | 241                   | 241           |
| 34           | Ladakh                         | 4                     | 4            | 2                     | 2            | 1                               | 1            | 7                     | 7             |
| 35           | Lakshadweep                    | 9                     | 9            | 0                     | 0            | 7                               | 7            | 16                    | 16            |
| 36           | Puducherry                     | 16                    | 16           | 14                    | 14           | 25                              | 25           | 55                    | 55            |
| <b>TOTAL</b> |                                | <b>9,378</b>          | <b>9,264</b> | <b>4,929</b>          | <b>4,905</b> | <b>3,072</b>                    | <b>3,064</b> | <b>17,379</b>         | <b>17,233</b> |

@ Total Sanctioned Police Station 209 [163(Urban Sanctioned Police Station)+ 46 (Special Sanctioned Police Station)]The number of sanctioned Police Stations in Delhi is 209 which are already mentioned in item No. 32 & 33. Out of these 209 Police Stations, 27 Police Stations (17-Territorial, 08 Metro and 02 Railways) are functioning within the existing resources of Delhi Police as no manpower has been sanctioned by MHA for these police stations.

TABLE 5.1.3 – NUMBER OF SANCTIONED (S) AND ACTUAL (A) POLICE OUTPOSTS (RURAL, URBAN & RAILWAY) IN STATES/UTs

AS ON 01.01.2021

| Sl. No.      | STATES/UTs                     | RURAL POLICE OUTPOSTS |              | URBAN POLICE OUTPOSTS |              | RAILWAY POLICE OUTPOSTS |            | ANY OTHER OUTPOSTS |            | TOTAL POLICE OUTPOSTS |              |
|--------------|--------------------------------|-----------------------|--------------|-----------------------|--------------|-------------------------|------------|--------------------|------------|-----------------------|--------------|
|              |                                | S                     | A            | S                     | A            | S                       | A          | S                  | A          | S                     | A            |
| (1)          | (2)                            | (3)                   | (4)          | (5)                   | (6)          | (7)                     | (8)        | (9)                | (10)       | (11)                  | (12)         |
| 1            | Andhra Pradesh                 | 14                    | 14           | 0                     | 0            | 30                      | 30         | 0                  | 0          | 44                    | 44           |
| 2            | Arunachal Pradesh              | 2                     | 22           | 0                     | 1            | 0                       | 0          | 0                  | 0          | 2                     | 23           |
| 3            | Assam                          | 134                   | 134          | 75                    | 75           | 19                      | 19         | 0                  | 0          | 228                   | 228          |
| 4            | Bihar                          | 216                   | 216          | 221                   | 221          | 0                       | 0          | 0                  | 0          | 437                   | 437          |
| 5            | Chhattisgarh                   | 101                   | 95           | 12                    | 12           | 2                       | 2          | 0                  | 0          | 115                   | 109          |
| 6            | Goa                            | 37                    | 37           | 7                     | 7            | 0                       | 0          | 0                  | 0          | 44                    | 44           |
| 7            | Gujarat                        | 934                   | 927          | 266                   | 266          | 57                      | 57         | 0                  | 0          | 1,257                 | 1,250        |
| 8            | Haryana                        | 62                    | 164          | 17                    | 166          | 8                       | 8          | 3                  | 3          | 90                    | 341          |
| 9            | Himachal Pradesh               | 88                    | 117          | 17                    | 20           | 3                       | 3          | 0                  | 0          | 108                   | 140          |
| 10           | Jharkhand                      | 67                    | 67           | 18                    | 18           | 5                       | 5          | 0                  | 0          | 90                    | 90           |
| 11           | Karnataka                      | 233                   | 233          | 4                     | 4            | 25                      | 25         | 0                  | 0          | 262                   | 262          |
| 12           | Kerala                         | 17                    | 17           | 2                     | 2            | 0                       | 0          | 0                  | 0          | 19                    | 19           |
| 13           | Madhya Pradesh                 | 252                   | 232          | 352                   | 310          | 19                      | 19         | 0                  | 0          | 623                   | 561          |
| 14           | Maharashtra                    | 985                   | 985          | 803                   | 803          | 83                      | 83         | 0                  | 0          | 1,871                 | 1,871        |
| 15           | Manipur                        | 72                    | 28           | 15                    | 5            | 6                       | 0          | 0                  | 0          | 93                    | 33           |
| 16           | Meghalaya                      | 28                    | 28           | 2                     | 2            | 0                       | 0          | 0                  | 0          | 30                    | 30           |
| 17           | Mizoram                        | 14                    | 12           | 1                     | 1            | 0                       | 0          | 0                  | 0          | 15                    | 13           |
| 18           | Nagaland                       | 23                    | 23           | 0                     | 0            | 0                       | 0          | 0                  | 0          | 23                    | 23           |
| 19           | Odisha                         | 331                   | 331          | 124                   | 124          | 22                      | 22         | 0                  | 0          | 477                   | 477          |
| 20           | Punjab                         | 107                   | 107          | 13                    | 13           | 32                      | 32         | 0                  | 0          | 152                   | 152          |
| 21           | Rajasthan                      | 542                   | 542          | 638                   | 638          | 36                      | 36         | 0                  | 0          | 1,216                 | 1,216        |
| 22           | Sikkim                         | 29                    | 29           | 18                    | 18           | 0                       | 0          | 0                  | 0          | 47                    | 47           |
| 23           | Tamil Nadu                     | 14                    | 14           | 3                     | 3            | 10                      | 10         | 0                  | 0          | 27                    | 27           |
| 24           | Telangana                      | 0                     | 0            | 38                    | 30           | 17                      | 17         | 0                  | 0          | 55                    | 47           |
| 25           | Tripura                        | 28                    | 28           | 7                     | 7            | 0                       | 0          | 0                  | 0          | 35                    | 35           |
| 26           | Uttar Pradesh                  | 350                   | 348          | 52                    | 50           | 43                      | 43         | 0                  | 0          | 445                   | 441          |
| 27           | Uttarakhand                    | 156                   | 156          | 75                    | 75           | 5                       | 5          | 0                  | 0          | 236                   | 236          |
| 28           | West Bengal                    | 205                   | 205          | 188                   | 188          | 83                      | 83         | 64                 | 64         | 540                   | 540          |
| 29           | A & N Islands                  | 18                    | 23           | 0                     | 0            | 0                       | 0          | 0                  | 0          | 18                    | 23           |
| 30           | Chandigarh                     | 0                     | 0            | 0                     | 12           | 0                       | 0          | 0                  | 0          | 0                     | 12           |
| 31           | D & N Haveli and Daman and Diu | 18                    | 18           | 3                     | 3            | 0                       | 0          | 0                  | 0          | 21                    | 21           |
| 32           | Delhi                          | 0                     | 0            | 0                     | 0            | 0                       | 0          | 0                  | 0          | 0                     | 0            |
| 33           | Jammu and Kashmir              | 125                   | 125          | 32                    | 32           | 20                      | 20         | 105                | 105        | 282                   | 282          |
| 34           | Ladakh                         | 9                     | 15           | 1                     | 2            | 0                       | 0          | 0                  | 0          | 10                    | 17           |
| 35           | Lakshadweep                    | 2                     | 2            | 0                     | 0            | 0                       | 0          | 0                  | 0          | 2                     | 2            |
| 36           | Puducherry                     | 6                     | 6            | 2                     | 2            | 0                       | 0          | 0                  | 0          | 8                     | 8            |
| <b>TOTAL</b> |                                | <b>5,219</b>          | <b>5,300</b> | <b>3,006</b>          | <b>3,110</b> | <b>525</b>              | <b>519</b> | <b>172</b>         | <b>172</b> | <b>8,922</b>          | <b>9,101</b> |

TABLE 5.1.4 -- ACTUAL NUMBER OF SPECIAL PURPOSE POLICE STATIONS IN STATES/UTs

AS ON 01.01.2021

| SL. No.      | STATES/UTs                     | CRIME AGAINST SCs/STs/ WEAKER SECTIONS | CRIME AGAINST WOMAN & CHILDREN | ANTI CORRUPTION/ VIGILANCE POLICE STATION | COASTAL POLICE STATION | CRIME INVESTIGATION DEPARTMENT | ECONOMIC OFFENCES POLICE STATION / WINGS | CYBER CRIME POLICE STATION |
|--------------|--------------------------------|--|--------------------------------|---|------------------------|--------------------------------|--|----------------------------|
| (1)          | (2)                            | (3)                                    | (4)                            | (5)                                       | (6)                    | (7)                            | (8)                                      | (9)                        |
| 1            | Andhra Pradesh                 | 0                                      | 0                              | 0   | 21                     | 1                              | 0  | 3                          |
| 2            | Arunachal Pradesh              | 0                                      | 3                              | 1   | 0                      | 0                              | 0  | 0                          |
| 3            | Assam                          | 0                                      | 0                              | 1   | 0                      | 1                              | 1  | 0                          |
| 4            | Bihar                          | 40                                     | 40                             | 2   | 0                      | 0                              | 1  | 0                          |
| 5            | Chhattisgarh                   | 27                                     | 0                              | 1   | 0                      | 1                              | 0  | 1                          |
| 6            | Goa                            | 0                                      | 1                              | 1   | 7                      | 1                              | 1  | 1                          |
| 7            | Gujarat                        | 0                                      | 39                             | 37  | 22                     | 6                              | 0  | 14                         |
| 8            | Haryana                        | 0                                      | 33                             | 7   | 0                      | 0                              | 0  | 3                          |
| 9            | Himachal Pradesh               | 0                                      | 11                             | 12  | 0                      | 1                              | 0  | 1                          |
| 10           | Jharkhand                      | 24                                     | 41                             | 0   | 0                      | 0                              | 0  | 7                          |
| 11           | Karnataka                      | 0                                      | 36                             | 0   | 9                      | 1                              | 0  | 11                         |
| 12           | Kerala                         | 2                                      | 14                             | 0   | 18                     | 1                              | 0  | 19                         |
| 13           | Madhya Pradesh                 | 51                                     | 10                             | 1   | 0                      | 1                              | 0  | 1                          |
| 14           | Maharashtra                    | NA                                     | NA                             | NA  | 44                     | NA                             | NA                                       | 43                         |
| 15           | Manipur                        | 0                                      | 9                              | 1   | 0                      | 0                              | 1  | 1                          |
| 16           | Meghalaya                      | 0                                      | 11                             | 0   | 0                      | 1                              | 1  | 1                          |
| 17           | Mizoram                        | 0                                      | 0                              | 1   | 0                      | 0                              | 0  | 1                          |
| 18           | Nagaland                       | 0                                      | 12                             | 0   | 0                      | 0                              | 0  | 1                          |
| 19           | Odisha                         | 0                                      | 6                              | 8   | 18                     | 0                              | 1  | 4                          |
| 20           | Punjab                         | 0                                      | 8                              | 7   | 0                      | 0                              | 1  | 2                          |
| 21           | Rajasthan                      | 0                                      | 41                             | 0   | 0                      | 0                              | 0  | 2                          |
| 22           | Sikkim                         | 0                                      | 0                              | 1   | 0                      | 1                              | 0  | 0                          |
| 23           | Tamil Nadu                     | 0                                      | 202                            | 40  | 42                     | 53                             | 49                                       | 46                         |
| 24           | Telangana                      | 0                                      | 17                             | 0   | 0                      | 1                              | 0  | 3                          |
| 25           | Tripura                        | 0                                      | 0                              | 0   | 0                      | 0                              | 0  | 0                          |
| 26           | Uttar Pradesh                  | 0                                      | 0                              | 75  | NA                     | NA                             | NA                                       | 2                          |
| 27           | Uttarakhand                    | 0                                      | 2                              | NP  | 0                      | 0                              | 0  | 1                          |
| 28           | West Bengal                    | 0                                      | 48                             | 1   | 14                     | 0                              | 0  | 31                         |
| 29           | A & N Islands                  | 0                                      | 0                              | 1   | 21                     | 0                              | 0  | 0                          |
| 30           | Chandigarh                     | 0                                      | 1                              | 1   | 0                      | 0                              | 0  | 0                          |
| 31           | D & N Haveli and Daman and Diu | 0                                      | 0                              | 1   | 3                      | 0                              | 0  | 0                          |
| 32           | Delhi                          | 0                                      | 1                              | 1   | 0                      | 1                              | 1  | 0                          |
| 33           | Jammu and Kashmir              | 0                                      | 10                             | 8   | 0                      | 2                              | 0  | 2                          |
| 34           | Ladakh                         | 0                                      | 1                              | 0   | 0                      | 0                              | 0  | 0                          |
| 35           | Lakshadweep                    | 0                                      | 0                              | 0   | 7                      | 0                              | 0  | 0                          |
| 36           | Puducherry                     | 3                                      | 3                              | 1   | 4                      | 1                              | 1  | 1                          |
| <b>TOTAL</b> |                                | <b>147</b>                             | <b>600</b>                     | <b>210</b>                                | <b>230</b>             | <b>74</b>                      | <b>58</b>                                | <b>202</b>                 |

**TABLE 5.1.4 – CONTINUED...**

| Sl. No.      | STATES/UTs                     | CRIME AGAINST WILD LIFE | NARCOTICS AND DRUG TRAFFICKING | RAILWAY POLICE STATION | TRAFFIC POLICE STATION | TOURIST POLICE STATION | ANY OTHER  | TOTAL NO. OF SPECIAL PURPOSE POLICE STATIONS |
|--------------|--------------------------------|-------------------------|--------------------------------|------------------------|------------------------|------------------------|------------|--|
| (1)          | (2)                            | (10)                    | (11)                           | (12)                   | (13)                   | (14)                   | (15)       | (16)   |
| 1            | Andhra Pradesh                 | 0                       | 0                              | 34                     | 47                     | 0                      | 0          | 106  |
| 2            | Arunachal Pradesh              | 0                       | 0                              | 0                      | 0                      | 0                      | 1          | 5  |
| 3            | Assam                          | 0                       | 0                              | 13                     | 0                      | 0                      | 3          | 19   |
| 4            | Bihar                          | 0                       | 0                              | 41                     | 15                     | 0                      | 0          | 139  |
| 5            | Chhattisgarh                   | 0                       | 0                              | 5                      | 0                      | 0                      | 2          | 37   |
| 6            | Goa                            | 0                       | 1                              | 2                      | 0                      | 0                      | 0          | 15   |
| 7            | Gujarat                        | 0                       | 0                              | 24                     | 14                     | 0                      | 5          | 161  |
| 8            | Haryana                        | 0                       | 0                              | 16                     | 27                     | 0                      | 8          | 94   |
| 9            | Himachal Pradesh               | 0                       | 0                              | 2                      | 0                      | 0                      | 0          | 27   |
| 10           | Jharkhand                      | 0                       | 0                              | 23                     | 16                     | 0                      | 25         | 136  |
| 11           | Karnataka                      | 0                       | 43                             | 18                     | 107                    | 0                      | 0          | 225  |
| 12           | Kerala                         | 0                       | 0                              | 13                     | 12                     | 0                      | 1          | 80   |
| 13           | Madhya Pradesh                 | 0                       | 1                              | 28                     | 51                     | 0                      | 1          | 145  |
| 14           | Maharashtra                    | NA                      | NA                             | 39                     | NA                     | NA                     | NA         | 126  |
| 15           | Manipur                        | 0                       | 1                              | 0                      | 0                      | 0                      | 0          | 13   |
| 16           | Meghalaya                      | 0                       | 0                              | 0                      | 0                      | 0                      | 1          | 15   |
| 17           | Mizoram                        | 0                       | 1                              | 0                      | 0                      | 0                      | 1          | 4  |
| 18           | Nagaland                       | 0                       | 1                              | 0                      | 0                      | 0                      | 0          | 14   |
| 19           | Odisha                         | 0                       | 0                              | 0                      | 15                     | 0                      | 38         | 90   |
| 20           | Punjab                         | 0                       | 0                              | 11                     | 0                      | 0                      | 19         | 48   |
| 21           | Rajasthan                      | 0                       | 0                              | 25                     | 1                      | 2                      | 3          | 74   |
| 22           | Sikkim                         | 0                       | 0                              | 0                      | 0                      | 0                      | 1          | 3  |
| 23           | Tamil Nadu                     | 0                       | 15                             | 47                     | 237                    | 0                      | 241        | 972  |
| 24           | Telangana                      | 0                       | 0                              | 12                     | 61                     | 0                      | 1          | 95   |
| 25           | Tripura                        | 0                       | 0                              | 0                      | 0                      | 0                      | 0          | -  |
| 26           | Uttar Pradesh                  | NA                      | NA                             | 65                     | 0                      | 3                      | 0          | 145  |
| 27           | Uttarakhand                    | 0                       | 0                              | 4                      | 0                      | 0                      | 0          | 7  |
| 28           | West Bengal                    | 0                       | 0                              | 46                     | 0                      | 0                      | 1          | 141  |
| 29           | A & N Islands                  | 0                       | 0                              | 0                      | 0                      | 0                      | 2          | 24   |
| 30           | Chandigarh                     | 0                       | 0                              | 0                      | 0                      | 0                      | 0          | 2  |
| 31           | D & N Haveli and Daman and Diu | 0                       | 0                              | 0                      | 0                      | 0                      | 0          | 4  |
| 32           | Delhi                          | 0                       | 0                              | 23                     | 0                      | 0                      | 2          | 29   |
| 33           | Jammu and Kashmir              | 0                       | 2                              | 11                     | 0                      | 1                      | 0          | 36   |
| 34           | Ladakh                         | 0                       | 0                              | 0                      | 0                      | 0                      | 0          | 1  |
| 35           | Lakshadweep                    | 0                       | 0                              | 0                      | 0                      | 0                      | 0          | 7  |
| 36           | Puducherry                     | 0                       | 1                              | 0                      | 7                      | 0                      | 3          | 25   |
| <b>TOTAL</b> |                                | <b>0</b>                | <b>66</b>                      | <b>502</b>             | <b>610</b>             | <b>6</b>               | <b>359</b> | <b>3,064</b>                                 |

TABLE 5.1.5 -- POLICE COMMISSIONERATE SYSTEM IN INDIA

AS ON 01.01.2021

| Sl. No.      | STATES/UTs                     | NUMBER OF CITIES HAVING POLICE COMMISSIONERATE SYSTEM | NAME OF CITIES       |                   |                   |                           |
|--------------|--------------------------------|---|----------------------|-------------------|-------------------|---------------------------|
| (1)          | (2)                            | (3)   | (4)                  |                   |                   |                           |
| 1            | Andhra Pradesh                 | 2   | Vijayawada           | Vishakhapatnam    | -                 | -                         |
| 2            | Arunachal Pradesh              | 0   | -                    | -                 | -                 | -                         |
| 3            | Assam                          | 1   | Guwahati             | -                 | -                 | -                         |
| 4            | Bihar                          | 0   | -                    | -                 | -                 | -                         |
| 5            | Chhattisgarh                   | 0   | -                    | -                 | -                 | -                         |
| 6            | Goa                            | 0   | -                    | -                 | -                 | -                         |
| 7            | Gujarat                        | 4   | Ahmedabad            | Vadodara          | Rajkot            | Surat                     |
| 8            | Haryana                        | 3   | Gurugram             | Faridabad         | Panchkula         | -                         |
| 9            | Himachal Pradesh               | 0   | -                    | -                 | -                 | -                         |
| 10           | Jharkhand                      | 0   | -                    | -                 | -                 | -                         |
| 11           | Karnataka                      | 6   | Bengaluru            | Belagavi          | Hubballi -Dharwad | Mangalore                 |
|              |                                |   | Kalaburagi           | Mysore            | -                 | -                         |
| 12           | Kerala                         | 5   | Thiruvananthapuram   | Kollam            | Thrissur          | Eranakulam                |
|              |                                |   | Kozhikkod            | -                 | -                 | -                         |
| 13           | Madhya Pradesh                 | 0   | -                    | -                 | -                 | -                         |
| 14           | Maharashtra                    | 12  | Mumbai               | Pune              | Nagpur            | Thane                     |
|              |                                |   | Navi Mumbai          | Nashik            | Aurangabad        | Amravati                  |
|              |                                |   | Solapur              | Pimpri Chinchwad  | Mumbai Railway    | Mira-Bhyindar-Vasai-Virar |
| 15           | Manipur                        | 0   | -                    | -                 | -                 | -                         |
| 16           | Meghalaya                      | 0   | -                    | -                 | -                 | -                         |
| 17           | Mizoram                        | 0   | -                    | -                 | -                 | -                         |
| 18           | Nagaland                       | 1   | Dimapur              | -                 | -                 | -                         |
| 19           | Odisha                         | 1   | Bhubaneswar -Cuttack | -                 | -                 | -                         |
| 20           | Punjab                         | 3   | Amritsar             | Jalandhar         | Ludhiana          | -                         |
| 21           | Rajasthan                      | 2   | Jaipur               | Jodhpur           | -                 | -                         |
| 22           | Sikkim                         | 0   | -                    | -                 | -                 | -                         |
| 23           | Tamil Nadu                     | 7   | Chennai              | Coimbatore        | Madurai           | Salem                     |
|              |                                |   | Thiruchirapalli      | Thirunelveli      | Thiruppur         | -                         |
| 24           | Telangana                      | 9   | Cyberabad            | Hyderabad         | Karimnagar        | Nizamabad                 |
|              |                                |   | Khammam              | Rachakonda        | Ramagundam        | Siddipet                  |
|              |                                |   | Warangal             | -                 | -                 | -                         |
| 25           | Tripura                        | 0   | -                    | -                 | -                 | -                         |
| 26           | Uttar Pradesh                  | 2   | Lucknow              | Gautam Budh Nagar | -                 | -                         |
| 27           | Uttarakhand                    | 0   | -                    | -                 | -                 | -                         |
| 28           | West Bengal                    | 7   | Kolkata              | Howrah            | Barrackpore       | Siliguri                  |
|              |                                |   | Asansol-Durgapur     | Bidhannagar       | Chandannagar      | -                         |
| 29           | A & N Islands                  | 0   | -                    | -                 | -                 | -                         |
| 30           | Chandigarh                     | 0   | -                    | -                 | -                 | -                         |
| 31           | D & N Haveli and Daman and Diu | 0   | -                    | -                 | -                 | -                         |
| 32           | Delhi                          | 1   | Delhi                | -                 | -                 | -                         |
| 33           | Jammu and Kashmir              | 0   | -                    | -                 | -                 | -                         |
| 34           | Ladakh                         | 0   | -                    | -                 | -                 | -                         |
| 35           | Lakshadweep                    | 0   | -                    | -                 | -                 | -                         |
| 36           | Puducherry                     | 0   | -                    | -                 | -                 | -                         |
| <b>TOTAL</b> |                                | <b>66</b>   |                      |                   |                   |                           |

TABLE 5.1.5 (A) -- SANCTIONED (S) STRENGTH OF CIVIL POLICE IN METRO CITIES HAVING POLICE COMMISSIONERATE SYSTEM

AS ON 01.01.2021

| Sl. No. | STATES/UTs     | No. | NAMES OF CITIES           | DGP       | ADGP     | IGP       | DIGP      | SP         | ADDL SP    | ASP/DY.SP  | INSPECTOR    | S.I.         |
|---------|----------------|-----|---------------------------|-----------|----------|-----------|-----------|------------|------------|------------|--------------|--------------|
| (1)     | (2)            | (3) | (4)                       | (5)       | (6)      | (7)       | (8)       | (9)        | (10)       | (11)       | (12)         | (13)         |
| 1       | Andhra Pradesh | 2   | Vishakhapatnam            | -         | -        | 1         | 1         | 3          | 4          | 15         | 53           | 170          |
|         |                |     | Vijaywada                 | -         | 1        | 1         | 1         | 5          | 6          | 24         | 53           | 176          |
| 2       | Assam          | 1   | Guwahati                  | -         | -        | -         | 1         | 9          | 11         | 20         | 24           | 218          |
| 3       | Gujarat        | 4   | Ahmedabad                 | 1         | -        | 4         | 3         | 13         | -          | 31         | 144          | 770          |
|         |                |     | Vadodara                  | -         | 1        | -         | 1         | 7          | -          | 15         | 64           | 303          |
|         |                |     | Rajkot                    | -         | 1        | 1         | -         | 2          | -          | 9          | 32           | 154          |
|         |                |     | Surat                     | -         | 1        | -         | 3         | 8          | -          | 18         | 77           | 384          |
| 4       | Haryana        | 3   | Gurugram                  | -         | 1        | 1         | 8         | -          | 27         | 113        | 362          | 770          |
|         |                |     | Faridabad                 | -         | 1        | 1         | 7         | 17         | -          | 77         | 359          | 675          |
|         |                |     | Panchkula                 | -         | 1        | -         | 3         | -          | 8          | 21         | 70           | 121          |
| 5       | Karnataka      | 6   | Bengaluru                 | -         | 1        | 3         | 2         | 19         | -          | 50         | 226          | 1,268        |
|         |                |     | Belagavi                  | -         | -        | -         | 1         | 2          | -          | 5          | 20           | 39           |
|         |                |     | Hubbali -Dharwad          | -         | -        | -         | 1         | 2          | -          | 5          | 28           | 49           |
|         |                |     | Mangalore                 | -         | -        | -         | 1         | -          | 2          | 5          | 25           | 66           |
|         |                |     | Kalaburagi                | -         | -        | 1         | -         | 2          | -          | 5          | 17           | 36           |
|         |                |     | Mysore                    | -         | -        | -         | 1         | 2          | -          | 5          | 31           | 75           |
| 6       | Kerala         | 5   | Thiruvananthapuram        | -         | -        | 1         | -         | 2          | -          | 12         | 30           | 136          |
|         |                |     | Kollam                    | -         | -        | -         | -         | 1          | -          | 7          | 19           | 91           |
|         |                |     | Thrissur                  | -         | -        | -         | -         | 1          | 2          | 9          | 27           | 86           |
|         |                |     | Eranakulam                | -         | -        | 1         | 1         | 2          | -          | 10         | 31           | 123          |
|         |                |     | Kozhikkod                 | -         | -        | -         | 1         | 1          | -          | 11         | 23           | 113          |
| 7       | Maharashtra    | 12  | Mumbai                    | 1         | -        | 5         | 10        | 38         | -          | 129        | 2,125        | 3,272        |
|         |                |     | Pune                      | -         | 1        | 1         | 4         | 10         | -          | 25         | 346          | 464          |
|         |                |     | Nagpur                    | -         | 1        | 1         | 3         | 10         | -          | 19         | 302          | 405          |
|         |                |     | Thane                     | -         | 1        | 1         | 4         | 11         | -          | 28         | 412          | 442          |
|         |                |     | Navi Mumbai               | -         | 1        | -         | 2         | 6          | -          | 11         | 274          | 226          |
|         |                |     | Nashik                    | -         | -        | 1         | -         | 4          | -          | 8          | 121          | 127          |
|         |                |     | Aurangabad                | -         | -        | 1         | -         | 3          | -          | 8          | 48           | 137          |
|         |                |     | Amravati                  | -         | -        | -         | 1         | 3          | -          | 7          | 61           | 83           |
|         |                |     | Solapur                   | -         | -        | -         | 1         | 3          | -          | 7          | 74           | 47           |
|         |                |     | Pimpri Chinchwad          | -         | -        | 1         | 1         | 3          | -          | 8          | 143          | 193          |
|         |                |     | Mumbai Railway            | -         | 1        | 1         | -         | 5          | 2          | 8          | 89           | 136          |
|         |                |     | Mira-Bhyindar Vasai-Virar | -         | 1        | -         | 1         | 5          | -          | 13         | 182          | 224          |
| 8       | Nagaland       | 1   | Dimapur                   | -         | -        | -         | -         | -          | -          | -          | -            | 18           |
| 9       | Odisha         | 1   | Bhubaneswar -Cuttack      | -         | 1        | 1         | 1         | 3          | 11         | 30         | 65           | 363          |
| 10      | Punjab         | 3   | Amritsar                  | -         | -        | 1         | -         | 2          | 5          | 16         | 62           | 140          |
|         |                |     | Jalandhar                 | -         | -        | 1         | -         | 7          | -          | 16         | 33           | 87           |
|         |                |     | Ludhiana                  | -         | -        | 1         | -         | 2          | 6          | 18         | 55           | 136          |
| 11      | Rajasthan      | 2   | Jaipur                    | -         | -        | 1         | 2         | 8          | 28         | 40         | 151          | 622          |
|         |                |     | Jodhpur                   | -         | -        | 1         | -         | 4          | 9          | 19         | 58           | 186          |
| 12      | Tamil Nadu     | 7   | Chennai                   | Nil       | 1        | 5         | 7         | 27         | 8          | 94         | 444          | 2,382        |
|         |                |     | Coimbatore                | Nil       | Nil      | 1         | Nil       | 4          | 2          | 14         | 45           | 110          |
|         |                |     | Madurai                   | Nil       | Nil      | 1         | Nil       | 4          | 1          | 18         | 55           | 167          |
|         |                |     | Salem                     | Nil       | Nil      | 1         | Nil       | 2          | 1          | 11         | 26           | 73           |
|         |                |     | Thiruchirapalli           | Nil       | Nil      | 1         | Nil       | 2          | 1          | 12         | 32           | 70           |
|         |                |     | Thirunelveli              | Nil       | Nil      | 1         | Nil       | 2          | 2          | 9          | 21           | 50           |
|         |                |     | Thiruppur                 | Nil       | Nil      | 1         | Nil       | 2          | 1          | 8          | 22           | 58           |
| 13      | Telangana      | 9   | Cyberabad                 | -         | -        | 1         | 1         | 6          | 10         | 21         | 90           | 303          |
|         |                |     | Hyderabad                 | -         | 1        | 3         | 4         | 11         | 20         | 63         | 246          | 783          |
|         |                |     | Karimnagar                | -         | -        | -         | 1         | -          | 2          | 9          | 24           | 57           |
|         |                |     | Nizamabad                 | -         | -        | -         | -         | 1          | 3          | 9          | 26           | 85           |
|         |                |     | Khammam                   | -         | -        | -         | -         | 1          | 2          | 10         | 25           | 79           |
|         |                |     | Rachakonda                | -         | -        | 1         | 1         | 6          | 9          | 22         | 97           | 307          |
|         |                |     | Ramagundam                | -         | -        | -         | 1         | 3          | 4          | 10         | 40           | 110          |
|         |                |     | Siddipet                  | -         | -        | -         | -         | 1          | 2          | 7          | 24           | 60           |
|         |                |     | Warangal                  | -         | -        | -         | 1         | 4          | 3          | 16         | 56           | 178          |
| 14      | Uttar Pradesh  | 2   | Lucknow                   | -         | 1        | 2         | -         | 10         | 13         | 28         | 160          | 2,100        |
|         |                |     | Gautam Buddh Nagar        | -         | 1        | -         | 2         | 7          | 9          | 17         | 74           | 1,310        |
| 15      | West Bengal    | 7   | Kolkata                   | -         | 3        | 5         | 9         | 36         | -          | 122        | 555          | 3,584        |
|         |                |     | Howrah                    | -         | -        | -         | 1         | 5          | 1          | 10         | 37           | 230          |
|         |                |     | Asansol-Durgapur          | -         | -        | -         | 1         | 4          | 6          | 15         | 42           | 321          |
|         |                |     | Siliguri                  | -         | -        | 1         | -         | 4          | 4          | 12         | 33           | 242          |
|         |                |     | Barrackpore               | -         | -        | 1         | 2         | 5          | 3          | 12         | 47           | 335          |
|         |                |     | Bidhannagar               | -         | -        | 1         | 1         | 4          | 2          | 11         | 43           | 248          |
| 16      | Delhi          | 1   | Delhi                     | 1         | 10       | 20        | 20        | 52         | 38         | 303        | 1,358        | 7,456        |
|         |                |     | <b>TOTAL</b>              | <b>66</b> | <b>3</b> | <b>32</b> | <b>79</b> | <b>120</b> | <b>431</b> | <b>270</b> | <b>1,749</b> | <b>9,970</b> |

TABLE 5.1.5 (A) -- CONTINUED...

| Sl. No. | STATES/UTs     | No.       | NAMES OF CITIES           | A.S.I.        | HEAD CONSTABLE | CONSTABLE      | OTHERS IF ANY | TOTAL          |
|---------|----------------|-----------|---------------------------|---------------|----------------|----------------|---------------|----------------|
| (1)     | (2)            | (3)       | (4)                       | (14)          | (15)           | (16)           | (17)          | (18)           |
| 1       | Andhra Pradesh | 2         | Vishakhapatnam            | 155           | 449            | 1,389          | -             | 2,240          |
|         |                |           | Vijaywada                 | 154           | 505            | 1,523          | -             | 2,449          |
| 2       | Assam          | 1         | Guwahati                  | 166           | 208            | 1,824          | 57            | 2,538          |
|         |                |           | Ahmedabad                 | 1,275         | 2,300          | 8,274          | -             | 12,815         |
| 3       | Gujarat        | 4         | Vadodara                  | 480           | 911            | 2,524          | -             | 4,306          |
|         |                |           | Rajkot                    | 179           | 323            | 975            | -             | 1,676          |
|         |                |           | Surat                     | 644           | 1,140          | 3,811          | -             | 6,086          |
| 4       | Haryana        | 3         | Gurugram                  | 1,514         | 5,421          | -              | -             | 8,217          |
|         |                |           | Faridabad                 | 1,488         | 4,834          | -              | -             | 7,459          |
|         |                |           | Panchkula                 | 181           | 851            | -              | -             | 1,256          |
| 5       | Karnataka      | 6         | Bengaluru                 | 1,651         | 5,037          | 10,081         | -             | 18,338         |
|         |                |           | Belagavi                  | 114           | 320            | 699            | -             | 1,200          |
|         |                |           | Hubbali -Dharwad          | 190           | 462            | 958            | -             | 1,695          |
|         |                |           | Mangalore                 | 138           | 396            | 869            | -             | 1,502          |
|         |                |           | Kalaburagi                | 84            | 231            | 557            | -             | 933            |
|         |                |           | Mysore                    | 201           | 603            | 1,197          | -             | 2,115          |
| 6       | Kerala         | 5         | Thiruvananthapuram        | 80            | 448            | 1,498          | 646           | 2,853          |
|         |                |           | Kollam                    | 75            | 304            | 969            | 273           | 1,739          |
|         |                |           | Thrissur                  | 73            | 333            | 1,424          | -             | 1,955          |
|         |                |           | Eranakulam                | 82            | 432            | 1,464          | -             | 2,146          |
|         |                |           | Kozhikkod                 | 55            | 298            | 1,049          | -             | 1,551          |
| 7       | Maharashtra    | 12        | Mumbai                    | 3,197         | 15,567         | 22,150         | -             | 46,494         |
|         |                |           | Pune                      | 757           | 3,664          | 4,025          | -             | 9,297          |
|         |                |           | Nagpur                    | 660           | 3,531          | 3,621          | -             | 8,553          |
|         |                |           | Thane                     | 762           | 3,989          | 4,333          | -             | 9,983          |
|         |                |           | Navi Mumbai               | 240           | 2,310          | 2,082          | -             | 5,152          |
|         |                |           | Nashik                    | 250           | 1,314          | 1,472          | -             | 3,297          |
|         |                |           | Aurangabad                | 372           | 1,313          | 1,819          | -             | 3,701          |
|         |                |           | Amravati                  | 180           | 857            | 852            | -             | 2,044          |
|         |                |           | Solapur                   | 172           | 950            | 952            | -             | 2,206          |
|         |                |           | Pimpri Chinchwad          | -             | -              | -              | -             | 349            |
|         |                |           | Mumbai Railway            | 352           | 1,532          | 1,896          | -             | 4,022          |
|         |                |           | Mira-Bhyindar Vasai-Virar | -             | -              | -              | -             | 426            |
| 8       | Nagaland       | 1         | Dimapur                   | 36            | 127            | 661            | -             | 842            |
| 9       | Odisha         | 1         | Bhubaneswar -Cuttack      | 346           | 193            | 2,949          | -             | 3,963          |
| 10      | Punjab         | 3         | Amritsar                  | 277           | 935            | 3,673          | 10            | 5,121          |
|         |                |           | Jalandhar                 | 177           | 447            | 2,663          | 3             | 3,434          |
|         |                |           | Ludhiana                  | 383           | 1,087          | 3,743          | 6             | 5,437          |
| 11      | Rajasthan      | 2         | Jaipur                    | 685           | 2,175          | 7,820          | -             | 11,532         |
|         |                |           | Jodhpur                   | 263           | 549            | 1,987          | -             | 3,076          |
| 12      | Tamil Nadu     | 7         | Chennai                   | Nil           | 2,643          | 16,938         | Nil           | 22,549         |
|         |                |           | Coimbatore                | Nil           | 198            | 1,376          | Nil           | 1,750          |
|         |                |           | Madurai                   | Nil           | 337            | 1,958          | Nil           | 2,541          |
|         |                |           | Salem                     | Nil           | 184            | 911            | Nil           | 1,209          |
|         |                |           | Thiruchirapalli           | Nil           | 172            | 836            | Nil           | 1,126          |
|         |                |           | Thirunelveli              | Nil           | 75             | 552            | Nil           | 712            |
|         |                |           | Thiruppur                 | Nil           | 89             | 832            | Nil           | 1,013          |
| 13      | Telangana      | 9         | Cyberabad                 | 218           | 581            | 2,818          | -             | 4,049          |
|         |                |           | Hyderabad                 | 500           | 1,431          | 6,230          | -             | 9,292          |
|         |                |           | Karimnagar                | 52            | 135            | 659            | -             | 939            |
|         |                |           | Nizamabad                 | 84            | 213            | 981            | -             | 1,402          |
|         |                |           | Khammam                   | 79            | 175            | 861            | -             | 1,232          |
|         |                |           | Rachakonda                | 244           | 606            | 3,032          | -             | 4,325          |
|         |                |           | Ramagundam                | 119           | 263            | 1,325          | -             | 1,875          |
|         |                |           | Siddipet                  | 67            | 147            | 732            | -             | 1,040          |
|         |                |           | Warangal                  | 162           | 419            | 1,825          | -             | 2,664          |
| 14      | Uttar Pradesh  | 2         | Lucknow                   | 52            | 2,455          | 5,635          | 268           | 10,724         |
|         |                |           | Gautam Buddh Nagar        | 15            | 1,475          | 1,848          | 67            | 4,825          |
| 15      | West Bengal    | 7         | Kolkata                   | 3,281         | -              | 15,533         | 1,971         | 25,099         |
|         |                |           | Howrah                    | 365           | -              | 2,613          | -             | 3,262          |
|         |                |           | Asansol-Durgapur          | 361           | -              | 2,489          | -             | 3,239          |
|         |                |           | Siliguri                  | 319           | -              | 2,080          | -             | 2,695          |
|         |                |           | Barrackpore               | 461           | -              | 2,861          | -             | 3,727          |
|         |                |           | Bidhannagar               | 319           | -              | 2,090          | -             | 2,719          |
|         |                |           | Chandannagar              | 298           | -              | 1,690          | -             | 2,233          |
| 16      | Delhi          | 1         | Delhi                     | 6,808         | 21,232         | 43,191         | 1,707         | 82,196         |
|         | <b>TOTAL</b>   | <b>66</b> |                           | <b>31,892</b> | <b>99,176</b>  | <b>229,679</b> | <b>5,008</b>  | <b>412,435</b> |

TABLE 5.1.5 (B) -- SANCTIONED (S) STRENGTH OF DISTRICT ARMED RESERVE (DAR) POLICE IN METRO CITIES HAVING POLICE COMMISSIONERATE SYSTEM

AS ON 01.01.2021

| Sl. No.      | STATES/UTs     | No.       | NAMES OF CITIES           | DGP      | ADGP     | IGP      | DIGP     | SP        | ADDL SP   |
|--------------|----------------|-----------|---------------------------|----------|----------|----------|----------|-----------|-----------|
| (1)          | (2)            | (3)       | (4)                       | (5)      | (6)      | (7)      | (8)      | (9)       | (10)      |
| 1            | Andhra Pradesh | 2         | Vishakhapatnam            | -        | -        | -        | -        | 1         | 1         |
|              |                |           | Vijaywada                 | -        | -        | -        | -        | 2         | 1         |
| 2            | Assam          | 1         | Guwahati                  | -        | -        | -        | -        | -         | -         |
|              |                |           | Ahemedabad                | -        | -        | -        | -        | -         | 1         |
| 3            | Gujarat        | 4         | Vadodara                  | -        | -        | -        | 1        | -         | 2         |
|              |                |           | Rajkot                    | -        | 1        | -        | -        | -         | 1         |
|              |                |           | Surat                     | -        | -        | -        | -        | -         | 1         |
| 4            | Haryana        | 3         | Gurugram                  | -        | -        | -        | -        | -         | -         |
|              |                |           | Faridabad                 | -        | -        | -        | -        | -         | -         |
|              |                |           | Panchkula                 | -        | -        | -        | -        | -         | -         |
| 5            | Karnataka      | 6         | Bengaluru                 | -        | -        | -        | 1        | 4         | -         |
|              |                |           | Belagavi                  | -        | -        | -        | -        | -         | 1         |
|              |                |           | Hubbali -Dharwad          | -        | -        | -        | -        | -         | -         |
|              |                |           | Mangalore                 | -        | -        | -        | -        | -         | 1         |
|              |                |           | Kalaburagi                | -        | -        | -        | -        | -         | -         |
|              |                |           | Mysore                    | -        | -        | -        | -        | 1         | -         |
| 6            | Kerala         | 5         | Thiruvananthapuram        | -        | -        | -        | -        | -         | -         |
|              |                |           | Kollam                    | -        | -        | -        | -        | -         | -         |
|              |                |           | Thrissur                  | -        | -        | -        | -        | -         | -         |
|              |                |           | Eranakulam                | -        | -        | -        | -        | -         | -         |
|              |                |           | Kozhikkod                 | -        | -        | -        | -        | -         | -         |
| 7            | Maharashtra    | 12        | Mumbai                    | -        | 1        | -        | 1        | 1         | -         |
|              |                |           | Pune                      | -        | -        | -        | 1        | 4         | -         |
|              |                |           | Nagpur                    | -        | -        | -        | 1        | 5         | -         |
|              |                |           | Thane                     | -        | -        | -        | -        | -         | -         |
|              |                |           | Navi Mumbai               | -        | -        | -        | -        | 1         | -         |
|              |                |           | Nashik                    | -        | -        | -        | -        | 1         | -         |
|              |                |           | Aurangabad                | -        | -        | -        | -        | -         | 2         |
|              |                |           | Amravati                  | -        | -        | -        | -        | 1         | -         |
|              |                |           | Solapur                   | -        | -        | -        | -        | 1         | -         |
|              |                |           | Pimpri Chinchwad          | -        | -        | -        | -        | -         | -         |
|              |                |           | Mumbai Railway            | -        | -        | -        | -        | -         | -         |
|              |                |           | Mira-Bhyindar Vasai-Virar | -        | -        | -        | -        | -         | -         |
| 8            | Nagaland       | 1         | Dimapur                   | -        | -        | -        | -        | -         | -         |
| 9            | Odisha         | 1         | Bhubaneswar -Cuttack      | -        | -        | -        | -        | 1         | 1         |
| 10           | Punjab         | 3         | Amritsar                  | -        | -        | -        | -        | -         | -         |
|              |                |           | Jalandhar                 | -        | -        | -        | -        | -         | -         |
|              |                |           | Ludhiana                  | -        | -        | -        | -        | -         | -         |
| 11           | Rajasthan      | 2         | Jaipur                    | -        | -        | -        | -        | -         | -         |
|              |                |           | Jodhpur                   | -        | -        | -        | -        | -         | -         |
| 12           | Tamil Nadu     | 7         | Chennai                   | Nil      | Nil      | Nil      | Nil      | 3         | 2         |
|              |                |           | Coimbatore                | Nil      | Nil      | Nil      | Nil      | 1         | 1         |
|              |                |           | Madurai                   | Nil      | Nil      | Nil      | Nil      | 1         | Nil       |
|              |                |           | Salem                     | Nil      | Nil      | Nil      | Nil      | Nil       | Nil       |
|              |                |           | Thiruchirapalli           | Nil      | Nil      | Nil      | Nil      | Nil       | 1         |
|              |                |           | Thirunelveli              | Nil      | Nil      | Nil      | Nil      | Nil       | Nil       |
|              |                |           | Thiruppur                 | Nil      | Nil      | Nil      | Nil      | Nil       | Nil       |
| 13           | Telangana      | 9         | Cyberabad                 | -        | -        | -        | -        | 1         | 3         |
|              |                |           | Hyderabad                 | -        | -        | -        | -        | 1         | 6         |
|              |                |           | Karimnagar                | -        | -        | -        | -        | -         | 1         |
|              |                |           | Nizamabad                 | -        | -        | -        | -        | -         | 1         |
|              |                |           | Khammam                   | -        | -        | -        | -        | -         | 1         |
|              |                |           | Rachakonda                | -        | -        | -        | -        | -         | 3         |
|              |                |           | Ramagundam                | -        | -        | -        | -        | -         | 1         |
|              |                |           | Siddipet                  | -        | -        | -        | -        | -         | 1         |
|              |                |           | Warangal                  | -        | -        | -        | -        | -         | 1         |
| 14           | Uttar Pradesh  | 2         | Lucknow                   | -        | -        | -        | -        | -         | -         |
|              |                |           | Gautam Buddh Nagar        | -        | -        | -        | -        | -         | -         |
| 15           | West Bengal    | 7         | Kolkata                   | -        | -        | -        | -        | -         | -         |
|              |                |           | Howrah                    | -        | -        | -        | -        | -         | -         |
|              |                |           | Asansol-Durgapur          | -        | -        | -        | -        | -         | -         |
|              |                |           | Siliguri                  | -        | -        | -        | -        | -         | -         |
|              |                |           | Barrackpore               | -        | -        | -        | -        | -         | -         |
|              |                |           | Bidhannagar               | -        | -        | -        | -        | -         | -         |
|              |                |           | Chandannagar              | -        | -        | -        | -        | -         | -         |
| 16           | Delhi          | 1         | Delhi                     | -        | -        | -        | -        | -         | -         |
| <b>TOTAL</b> |                | <b>66</b> |                           | <b>0</b> | <b>2</b> | <b>0</b> | <b>5</b> | <b>30</b> | <b>34</b> |



TABLE 5.1.5 (B) -- CONTINUED...

| Sl. No.      | STATES/UTs     | No.       | NAMES OF CITIES           | ASP/DY.SP  | INSPECTOR  | S.I.         | A.S.I.       | HEAD CONSTABLE | CONSTABLE     | OTHERS IF ANY | TOTAL         |
|--------------|----------------|-----------|---------------------------|------------|------------|--------------|--------------|----------------|---------------|---------------|---------------|
| (1)          | (2)            | (3)       | (4)                       | (11)       | (12)       | (13)         | (14)         | (15)           | (16)          | (17)          | (18)          |
| 1            | Andhra Pradesh | 2         | Vishakhapatnam            | 2          | 7          | 19           | 60           | 195            | 663           | -             | 948           |
|              |                |           | Vijaywada                 | 4          | 11         | 58           | 68           | 299            | 954           | -             | 1,397         |
| 2            | Assam          | 1         | Guwahati                  | -          | 1          | 9            | -            | 62             | 776           | 34            | 882           |
|              |                |           | Ahmedabad                 | 3          | 6          | 21           | 98           | 111            | 932           | -             | 1,172         |
| 3            | Gujarat        | 4         | Vadodara                  | 6          | 12         | 42           | 194          | 193            | 1,688         | -             | 2,138         |
|              |                |           | Rajkot                    | 3          | 6          | 21           | 107          | 107            | 957           | -             | 1,203         |
|              |                |           | Surat                     | 3          | 6          | 21           | 96           | 97             | 850           | -             | 1,074         |
| 4            | Haryana        | 3         | Gurugram                  | -          | -          | -            | -            | -              | -             | -             | -             |
|              |                |           | Faridabad                 | -          | -          | -            | -            | -              | -             | -             | -             |
|              |                |           | Panchkula                 | -          | -          | -            | -            | -              | -             | -             | -             |
| 5            | Karnataka      | 6         | Bengaluru                 | 17         | 32         | 170          | 528          | 1,922          | 4,331         | -             | 7,005         |
|              |                |           | Belagavi                  | -          | 3          | 9            | 35           | 96             | 217           | 5             | 366           |
|              |                |           | Hubbali -Dharwad          | -          | -          | -            | -            | -              | -             | -             | -             |
|              |                |           | Mangalore                 | 1          | 4          | 14           | 50           | 149            | 360           | -             | 579           |
|              |                |           | Kalaburagi                | -          | -          | -            | -            | -              | -             | -             | -             |
|              |                |           | Mysore                    | 3          | 6          | 23           | 98           | 277            | 663           | 2             | 1,073         |
| 6            | Kerala         | 5         | Thiruvananthapuram        | -          | -          | -            | -            | -              | -             | -             | -             |
|              |                |           | Kollam                    | -          | -          | -            | -            | -              | -             | -             | -             |
|              |                |           | Thrissur                  | -          | -          | -            | -            | -              | -             | -             | -             |
|              |                |           | Eranakulam                | -          | -          | -            | -            | -              | -             | -             | -             |
|              |                |           | Kozhikkod                 | -          | -          | -            | -            | -              | -             | -             | -             |
| 7            | Maharashtra    | 12        | Mumbai                    | -          | 50         | 273          | -            | -              | -             | -             | 326           |
|              |                |           | Pune                      | -          | 4          | 12           | -            | -              | -             | -             | 21            |
|              |                |           | Nagpur                    | -          | 3          | 15           | -            | -              | -             | -             | 24            |
|              |                |           | Thane                     | -          | 3          | 13           | -            | -              | -             | -             | 16            |
|              |                |           | Navi Mumbai               | -          | 3          | 40           | -            | -              | -             | -             | 44            |
|              |                |           | Nashik                    | -          | 3          | 8            | -            | -              | -             | -             | 12            |
|              |                |           | Aurangabad                | -          | 3          | 9            | -            | -              | -             | -             | 14            |
|              |                |           | Amravati                  | -          | 3          | 5            | -            | -              | -             | -             | 9             |
|              |                |           | Solapur                   | -          | 3          | 4            | -            | -              | -             | -             | 8             |
|              |                |           | Pimpri Chinchwad          | -          | -          | -            | -            | -              | -             | -             | -             |
|              |                |           | Mumbai Railway            | -          | -          | 5            | -            | -              | -             | -             | 5             |
|              |                |           | Mira-Bhyindar Vasai-Virar | -          | -          | 4            | -            | -              | -             | -             | 4             |
| 8            | Nagaland       | 1         | Dimapur                   | -          | -          | -            | -            | -              | -             | -             | -             |
| 9            | Odisha         | 1         | Bhubaneswar -Cuttack      | 8          | 7          | 30           | 42           | 185            | 852           | 123           | 1,249         |
| 10           | Punjab         | 3         | Amritsar                  | -          | -          | -            | -            | -              | -             | -             | -             |
|              |                |           | Jalandhar                 | -          | -          | -            | -            | -              | -             | -             | -             |
|              |                |           | Ludhiana                  | -          | -          | -            | -            | -              | -             | -             | -             |
| 11           | Rajasthan      | 2         | Jaipur                    | -          | -          | -            | -            | -              | -             | -             | -             |
|              |                |           | Jodhpur                   | -          | -          | -            | -            | -              | -             | -             | -             |
| 12           | Tamil Nadu     | 7         | Chennai                   | 22         | 96         | 472          | Nil          | 809            | 5,161         | Nil           | 6,565         |
|              |                |           | Coimbatore                | 3          | 4          | 36           | Nil          | 77             | 860           | 33            | 1,015         |
|              |                |           | Madurai                   | 3          | 14         | 48           | Nil          | 99             | 1,046         | 28            | 1,239         |
|              |                |           | Salem                     | 2          | 4          | 16           | Nil          | 24             | 317           | Nil           | 363           |
|              |                |           | Thiruchirapalli           | 1          | 2          | 15           | Nil          | 51             | 476           | Nil           | 546           |
|              |                |           | Thirunelveli              | 1          | 4          | 18           | Nil          | 35             | 408           | 31            | 497           |
|              |                |           | Thiruppur                 | Nil        | 2          | 13           | Nil          | 25             | 337           | Nil           | 377           |
| 13           | Telangana      | 9         | Cyberabad                 | 3          | 18         | 50           | 113          | 410            | 1,799         | -             | 2,397         |
|              |                |           | Hyderabad                 | 9          | 24         | 93           | 226          | 668            | 5,433         | -             | 6,460         |
|              |                |           | Karimnagar                | -          | 4          | 12           | 27           | 81             | 343           | -             | 468           |
|              |                |           | Nizamabad                 | 1          | 6          | 12           | 34           | 102            | 442           | -             | 598           |
|              |                |           | Khammam                   | 2          | 4          | 10           | 31           | 96             | 395           | -             | 539           |
|              |                |           | Rachakonda                | 4          | 20         | 54           | 123          | 439            | 1,942         | -             | 2,585         |
|              |                |           | Ramagundam                | 3          | 6          | 15           | 45           | 134            | 563           | -             | 767           |
|              |                |           | Siddipet                  | -          | 5          | 11           | 32           | 95             | 391           | -             | 535           |
|              |                |           | Warangal                  | 3          | 6          | 15           | 61           | 179            | 836           | -             | 1,101         |
| 14           | Uttar Pradesh  | 2         | Lucknow                   | -          | 4          | 16           | -            | 714            | 1,706         | 12            | 2,452         |
|              |                |           | Gautam Buddh Nagar        | -          | 11         | 40           | -            | 113            | 182           | -             | 346           |
| 15           | West Bengal    | 7         | Kolkata                   | -          | -          | -            | -            | -              | -             | -             | -             |
|              |                |           | Howrah                    | 1          | 9          | 48           | 92           | -              | 550           | -             | 700           |
|              |                |           | Asansol-Durgapur          | 1          | 12         | 41           | 108          | -              | 535           | -             | 697           |
|              |                |           | Siliguri                  | 1          | 11         | 53           | 84           | -              | 575           | -             | 724           |
|              |                |           | Barrackpore               | 2          | 9          | 50           | 92           | -              | 600           | -             | 753           |
|              |                |           | Bidhannagar               | 1          | 8          | 44           | 89           | -              | 450           | -             | 592           |
|              |                |           | Chandannagar              | 1          | 8          | 51           | 84           | -              | 450           | -             | 594           |
| 16           | Delhi          | 1         | Delhi                     | -          | -          | -            | -            | -              | -             | -             | -             |
| <b>TOTAL</b> |                | <b>66</b> |                           | <b>114</b> | <b>467</b> | <b>2,058</b> | <b>2,617</b> | <b>7,844</b>   | <b>39,040</b> | <b>268</b>    | <b>52,479</b> |

TABLE 5.1.5 (C)-- SANCTIONED (S) STRENGTH OF ARMED POLICE IN METRO CITIES HAVING POLICE COMMISSIONERATE SYSTEM

AS ON 01.01.2021

| SL.No.<br>(1) | STATES/UTs<br>(2) | No.<br>(3) | NAMES OF CITIES<br>(4)    | DGP<br>(5) | ADGP<br>(6) | IGP<br>(7) | DIGP<br>(8) | SP<br>(9) | ADDL SP<br>(10) | ASP/DY.SP<br>(11) | INSPECTOR<br>(12) |   |
|---------------|-------------------|------------|---------------------------|------------|-------------|------------|-------------|-----------|-----------------|-------------------|-------------------|---|
| 1             | Andhra Pradesh    | 2          | Vishakhapatnam            | -          | -           | -          | -           | -         | -               | -                 | -                 |   |
|               |                   |            | Vijaywada                 | -          | -           | -          | -           | -         | -               | -                 | -                 |   |
| 2             | Assam             | 1          | Guwahati                  | -          | -           | -          | -           | -         | -               | -                 | -                 |   |
| 3             | Gujarat           | 4          | Ahmedabad                 | -          | -           | -          | -           | -         | 3               | 9                 | 33                |   |
|               |                   |            | Vadodara                  | -          | -           | -          | -           | -         | -               | 4                 | 23                |   |
|               |                   |            | Rajkot                    | -          | -           | -          | -           | -         | 1               | 3                 | 13                |   |
|               |                   |            | Surat                     | -          | -           | -          | -           | -         | 2               | 6                 | 24                |   |
| 4             | Haryana           | 3          | Gurugram                  | -          | -           | -          | -           | -         | -               | -                 | -                 |   |
|               |                   |            | Faridabad                 | -          | -           | -          | -           | -         | -               | -                 | -                 |   |
|               |                   |            | Panchkula                 | -          | -           | -          | -           | -         | -               | -                 | -                 |   |
| 5             | Karnataka         | 6          | Bengaluru                 | -          | -           | -          | -           | -         | -               | -                 | -                 |   |
|               |                   |            | Belagavi                  | -          | -           | -          | -           | -         | -               | -                 | -                 |   |
|               |                   |            | Hubbali -Dharwad          | -          | -           | -          | -           | 1         | -               | -                 | 3                 |   |
|               |                   |            | Mangalore                 | -          | -           | -          | -           | -         | -               | -                 | -                 |   |
|               |                   |            | Kalaburagi                | -          | -           | -          | -           | -         | -               | 2                 | 2                 |   |
|               |                   |            | Mysore                    | -          | -           | -          | -           | -         | -               | -                 | -                 |   |
| 6             | Kerala            | 5          | Thiruvananthapuram        | -          | -           | -          | -           | 1         | -               | 7                 | 7                 |   |
|               |                   |            | Kollam                    | -          | -           | -          | -           | -         | -               | -                 | -                 |   |
|               |                   |            | Thrissur                  | -          | -           | -          | -           | -         | -               | -                 | -                 |   |
|               |                   |            | Eranakulam                | -          | -           | -          | -           | 1         | -               | 4                 | 3                 |   |
|               |                   |            | Kozhikkod                 | -          | -           | -          | -           | -         | -               | -                 | -                 |   |
| 7             | Maharashtra       | 12         | Mumbai                    | -          | -           | -          | 1           | 7         | -               | -                 | 50                |   |
|               |                   |            | Pune                      | -          | -           | -          | -           | -         | -               | -                 | 4                 |   |
|               |                   |            | Nagpur                    | -          | -           | -          | -           | -         | -               | -                 | -                 | 3 |
|               |                   |            | Thane                     | -          | -           | -          | -           | -         | -               | -                 | -                 | 3 |
|               |                   |            | Navi Mumbai               | -          | -           | -          | -           | -         | -               | -                 | -                 | 3 |
|               |                   |            | Nashik                    | -          | -           | -          | -           | -         | -               | -                 | -                 | 3 |
|               |                   |            | Aurangabad                | -          | -           | -          | -           | -         | -               | -                 | -                 | 3 |
|               |                   |            | Amravati                  | -          | -           | -          | -           | -         | -               | -                 | -                 | 3 |
|               |                   |            | Solapur                   | -          | -           | -          | -           | -         | -               | -                 | -                 | 3 |
|               |                   |            | Pimpri Chinchwad          | -          | -           | -          | -           | -         | -               | -                 | -                 | - |
|               |                   |            | Mumbai Railway            | -          | -           | -          | -           | -         | -               | -                 | -                 | - |
|               |                   |            | Mira-Bhyindar Vasai-Virar | -          | -           | -          | -           | -         | -               | -                 | -                 | - |
| 8             | Nagaland          | 1          | Dimapur                   | -          | -           | -          | -           | -         | -               | -                 | 11                |   |
| 9             | Odisha            | 1          | Bhubaneswar -Cuttack      | -          | -           | -          | -           | -         | -               | -                 | 4                 |   |
| 10            | Punjab            | 3          | Amritsar                  | -          | -           | -          | -           | -         | -               | -                 | -                 |   |
|               |                   |            | Jalandhar                 | -          | -           | -          | -           | -         | -               | -                 | -                 |   |
|               |                   |            | Ludhiana                  | -          | -           | -          | -           | -         | -               | -                 | -                 |   |
| 11            | Rajasthan         | 2          | Jaipur                    | -          | -           | -          | -           | -         | -               | -                 | 5                 |   |
|               |                   |            | Jodhpur                   | -          | -           | -          | -           | -         | -               | -                 | -                 |   |
| 12            | Tamil Nadu        | 7          | Chennai                   | Nil        | Nil         | Nil        | Nil         | Nil       | Nil             | Nil               | Nil               |   |
|               |                   |            | Coimbatore                | Nil        | Nil         | Nil        | Nil         | Nil       | Nil             | Nil               | Nil               |   |
|               |                   |            | Madurai                   | Nil        | Nil         | Nil        | Nil         | Nil       | Nil             | Nil               | Nil               |   |
|               |                   |            | Salem                     | Nil        | Nil         | Nil        | Nil         | Nil       | Nil             | Nil               | Nil               |   |
|               |                   |            | Thiruchirapalli           | Nil        | Nil         | Nil        | Nil         | Nil       | Nil             | Nil               | Nil               |   |
|               |                   |            | Thirunelveli              | Nil        | Nil         | Nil        | Nil         | Nil       | Nil             | Nil               | Nil               |   |
|               |                   |            | Thiruppur                 | Nil        | Nil         | Nil        | Nil         | Nil       | Nil             | Nil               | Nil               |   |
| 13            | Telangana         | 9          | Cyberabad                 | -          | -           | -          | -           | -         | -               | -                 | -                 |   |
|               |                   |            | Hyderabad                 | -          | -           | -          | -           | -         | -               | -                 | -                 |   |
|               |                   |            | Karimnagar                | -          | -           | -          | -           | -         | -               | -                 | -                 |   |
|               |                   |            | Nizamabad                 | -          | -           | -          | -           | -         | -               | -                 | -                 |   |
|               |                   |            | Khammam                   | -          | -           | -          | -           | -         | -               | -                 | -                 |   |
|               |                   |            | Rachakonda                | -          | -           | -          | -           | -         | -               | -                 | -                 |   |
|               |                   |            | Ramagundam                | -          | -           | -          | -           | -         | -               | -                 | -                 |   |
|               |                   |            | Siddipet                  | -          | -           | -          | -           | -         | -               | -                 | -                 |   |
|               |                   |            | Warangal                  | -          | -           | -          | -           | -         | -               | -                 | -                 |   |
| 14            | Uttar Pradesh     | 2          | Lucknow                   | -          | -           | -          | -           | -         | -               | -                 | -                 |   |
|               |                   |            | Gautam Buddha Nagar       | -          | -           | -          | -           | -         | -               | -                 | -                 |   |
| 15            | West Bengal       | 7          | Kolkata                   | -          | -           | -          | 1           | 9         | -               | 44                | 111               |   |
|               |                   |            | Howrah                    | -          | -           | -          | -           | -         | -               | -                 | -                 |   |
|               |                   |            | Asansol-Durgapur          | -          | -           | -          | -           | -         | -               | -                 | -                 |   |
|               |                   |            | Siliguri                  | -          | -           | -          | -           | -         | -               | -                 | -                 |   |
|               |                   |            | Barrackpore               | -          | -           | -          | -           | -         | -               | -                 | -                 |   |
|               |                   |            | Bidhannagar               | -          | -           | -          | -           | -         | -               | -                 | -                 |   |
| Chandannagar  | -                 | -          | -                         | -          | -           | -          | -           | -         |                 |                   |                   |   |
| 16            | Delhi             | 1          | Delhi                     | -          | -           | -          | -           | 2         | 16              | 44                | 67                |   |
| <b>TOTAL</b>  |                   | <b>66</b>  |                           | <b>0</b>   | <b>0</b>    | <b>0</b>   | <b>2</b>    | <b>21</b> | <b>22</b>       | <b>123</b>        | <b>381</b>        |   |

TABLE 5.1.5 (C)- CONTINUED...

| SL.No.<br>(1) | STATES/UTs<br>(2) | No.<br>(3) | NAMES OF CITIES<br>(4)    | S.I.<br>(13) | A.S.I.<br>(14) | HEAD CONSTABLE<br>(15) | CONSTABLE<br>(16) | OTHERS IF ANY<br>(17) | TOTAL<br>(18) |
|---------------|-------------------|------------|---------------------------|--------------|----------------|------------------------|-------------------|-----------------------|---------------|
| 1             | Andhra Pradesh    | 2          | Vishakhapatnam            | -            | -              | -                      | -                 | -                     | -             |
|               |                   |            | Vijaywada                 | -            | -              | -                      | -                 | -                     | -             |
| 2             | Assam             | 1          | Guwahati                  | -            | -              | -                      | -                 | -                     | -             |
| 3             | Gujarat           | 4          | Ahmedabad                 | 316          | 579            | 2,668                  | -                 | -                     | 3,608         |
|               |                   |            | Vadodara                  | 103          | 161            | 781                    | -                 | -                     | 1,072         |
|               |                   |            | Rajkot                    | 69           | 178            | 810                    | -                 | -                     | 1,074         |
|               |                   |            | Surat                     | 138          | 230            | 1,098                  | -                 | -                     | 1,498         |
| 4             | Haryana           | 3          | Gurugram                  | -            | -              | -                      | -                 | -                     | -             |
|               |                   |            | Faridabad                 | -            | -              | -                      | -                 | -                     | -             |
|               |                   |            | Panchkula                 | -            | -              | -                      | -                 | -                     | -             |
| 5             | Karnataka         | 6          | Bengaluru                 | -            | -              | -                      | -                 | -                     | -             |
|               |                   |            | Belagavi                  | -            | -              | -                      | -                 | -                     | -             |
|               |                   |            | Hubbali -Dharwad          | 12           | 59             | 172                    | 356               | -                     | 603           |
|               |                   |            | Mangalore                 | -            | -              | -                      | -                 | -                     | -             |
|               |                   |            | Kalaburagi                | 7            | 25             | 74                     | 307               | 5                     | 422           |
|               |                   |            | Mysore                    | -            | -              | -                      | -                 | -                     |               |
| 6             | Kerala            | 5          | Thiruvananthapuram        | 30           | 71             | 116                    | 894               | -                     | 1,126         |
|               |                   |            | Kollam                    | -            | -              | -                      | -                 | -                     | -             |
|               |                   |            | Thrissur                  | -            | -              | -                      | -                 | -                     | -             |
|               |                   |            | Eranakulam                | 19           | 20             | 58                     | 624               | -                     | 729           |
|               |                   |            | Kozhikkod                 | -            | -              | -                      | -                 | -                     | -             |
| 7             | Maharashtra       | 12         | Mumbai                    | 273          | -              | -                      | -                 | -                     | 331           |
|               |                   |            | Pune                      | 12           | -              | -                      | -                 | -                     | 16            |
|               |                   |            | Nagpur                    | 15           | -              | -                      | -                 | -                     | 18            |
|               |                   |            | Thane                     | 13           | -              | -                      | -                 | -                     | 16            |
|               |                   |            | Navi Mumbai               | 40           | -              | -                      | -                 | -                     | 43            |
|               |                   |            | Nashik                    | 8            | -              | -                      | -                 | -                     | 11            |
|               |                   |            | Aurangabad                | 9            | -              | -                      | -                 | -                     | 12            |
|               |                   |            | Amravati                  | 5            | -              | -                      | -                 | -                     | 8             |
|               |                   |            | Solapur                   | 4            | -              | -                      | -                 | -                     | 7             |
|               |                   |            | Pimpri Chinchwad          | -            | -              | -                      | -                 | -                     | -             |
|               |                   |            | Mumbai Railway            | 5            | -              | -                      | -                 | -                     | 5             |
|               |                   |            | Mira-Bhyindar Vasai-Virar | 4            | -              | -                      | -                 | -                     | 4             |
| 8             | Nagaland          | 1          | Dimapur                   | -            | -              | -                      | 276               | -                     | 287           |
| 9             | Odisha            | 1          | Bhubaneswar -Cuttack      | 8            | 8              | 177                    | 881               | -                     | 1,078         |
| 10            | Punjab            | 3          | Amritsar                  | -            | -              | -                      | -                 | -                     | -             |
|               |                   |            | Jalandhar                 | -            | -              | -                      | -                 | -                     | -             |
|               |                   |            | Ludhiana                  | -            | -              | -                      | -                 | -                     | -             |
| 11            | Rajasthan         | 2          | Jaipur                    | 23           | -              | 116                    | 565               | -                     | 709           |
|               |                   |            | Jodhpur                   | 8            | -              | 64                     | 406               | -                     | 478           |
| 12            | Tamil Nadu        | 7          | Chennai                   | Nil          | Nil            | Nil                    | Nil               | Nil                   | -             |
|               |                   |            | Coimbatore                | Nil          | Nil            | Nil                    | Nil               | Nil                   | -             |
|               |                   |            | Madurai                   | Nil          | Nil            | Nil                    | Nil               | Nil                   | -             |
|               |                   |            | Salem                     | Nil          | Nil            | Nil                    | Nil               | Nil                   | -             |
|               |                   |            | Thiruchirapalli           | Nil          | Nil            | Nil                    | Nil               | Nil                   | -             |
|               |                   |            | Thirunelveli              | Nil          | Nil            | Nil                    | Nil               | Nil                   | -             |
|               |                   |            | Thiruppur                 | Nil          | Nil            | Nil                    | Nil               | Nil                   | -             |
| 13            | Telangana         | 9          | Cyberabad                 | -            | -              | -                      | -                 | -                     | -             |
|               |                   |            | Hyderabad                 | -            | -              | -                      | -                 | -                     | -             |
|               |                   |            | Karimnagar                | -            | -              | -                      | -                 | -                     | -             |
|               |                   |            | Nizamabad                 | -            | -              | -                      | -                 | -                     | -             |
|               |                   |            | Khammam                   | -            | -              | -                      | -                 | -                     | -             |
|               |                   |            | Rachakonda                | -            | -              | -                      | -                 | -                     | -             |
|               |                   |            | Ramagundam                | -            | -              | -                      | -                 | -                     | -             |
|               |                   |            | Siddipet                  | -            | -              | -                      | -                 | -                     | -             |
|               |                   |            | Warangal                  | -            | -              | -                      | -                 | -                     | -             |
| 14            | Uttar Pradesh     | 2          | Lucknow                   | -            | -              | -                      | -                 | -                     | -             |
|               |                   |            | Gautam Buddh Nagar        | -            | -              | -                      | -                 | -                     | -             |
| 15            | West Bengal       | 7          | Kolkata                   | 362          | 1,615          | -                      | 7,223             | 369                   | 9,734         |
|               |                   |            | Howrah                    | -            | -              | -                      | -                 | -                     | -             |
|               |                   |            | Asansol-Durgapur          | -            | -              | -                      | -                 | -                     | -             |
|               |                   |            | Siliguri                  | -            | -              | -                      | -                 | -                     | -             |
|               |                   |            | Barrackpore               | -            | -              | -                      | -                 | -                     | -             |
|               |                   |            | Bidhannagar               | -            | -              | -                      | -                 | -                     | -             |
|               |                   |            | Chandannagar              | -            | -              | -                      | -                 | -                     |               |
| 16            | Delhi             | 1          | Delhi                     | 403          | 261            | 1,853                  | 6,532             | 588                   | 9,766         |
| <b>TOTAL</b>  |                   | <b>66</b>  |                           | <b>1,886</b> | <b>3,207</b>   | <b>7,987</b>           | <b>18,064</b>     | <b>962</b>            | <b>32,655</b> |

TABLE 5.1.6 -- VEHICLES AVAILABLE WITH STATES/UTS POLICE

AS ON 01.01.2021

| Sl. No.      | STATES/UTs                     | AVAILABLE     |                    |               |                    |               |                    |
|--------------|--------------------------------|---------------|--------------------|---------------|--------------------|---------------|--------------------|
|              |                                | HEAVY DUTY    |                    | MEDIUM DUTY   |                    | LIGHT DUTY    |                    |
|              |                                | TOTAL         | IN POLICE STATIONS | TOTAL         | IN POLICE STATIONS | TOTAL         | IN POLICE STATIONS |
| (1)          | (2)                            | (3)           | (4)                | (5)           | (6)                | (7)           | (8)                |
| 1            | Andhra Pradesh                 | 56            | 14                 | 512           | 9                  | 4,489         | 1,762              |
| 2            | Arunachal Pradesh              | 114           | 38                 | 182           | 98                 | 805           | 199                |
| 3            | Assam                          | 131           | 6                  | 454           | 55                 | 1,520         | 515                |
| 4            | Bihar                          | 636           | 46                 | 454           | 10                 | 4,135         | 1,664              |
| 5            | Chhattisgarh                   | 536           | 10                 | 382           | 11                 | 1,429         | 224                |
| 6            | Goa                            | 23            | 2                  | 72            | 0                  | 260           | 27                 |
| 7            | Gujarat                        | 663           | 2                  | 436           | 20                 | 4,194         | 1,382              |
| 8            | Haryana                        | 198           | 20                 | 409           | 98                 | 2,183         | 1,650              |
| 9            | Himachal Pradesh               | 42            | 0                  | 132           | 0                  | 375           | 127                |
| 10           | Jharkhand                      | 296           | 44                 | 1,264         | 165                | 3,102         | 1,050              |
| 11           | Karnataka                      | 538           | 11                 | 697           | 28                 | 4,788         | 2,516              |
| 12           | Kerala                         | 374           | 7                  | 228           | 1                  | 3,255         | 1,179              |
| 13           | Madhya Pradesh                 | 674           | 32                 | 901           | 36                 | 3,706         | 972                |
| 14           | Maharashtra                    | 1,617         | 62                 | 1,434         | 432                | 4,692         | 2,010              |
| 15           | Manipur                        | 181           | 0                  | 262           | 31                 | 1,270         | 118                |
| 16           | Meghalaya                      | 176           | 3                  | 135           | 17                 | 617           | 140                |
| 17           | Mizoram                        | 35            | 0                  | 101           | 5                  | 380           | 46                 |
| 18           | Nagaland                       | 259           | 0                  | 357           | 29                 | 866           | 95                 |
| 19           | Odisha                         | 219           | 4                  | 134           | 0                  | 3,024         | 35                 |
| 20           | Punjab                         | 189           | 0                  | 652           | 80                 | 2,608         | 472                |
| 21           | Rajasthan                      | 188           | 3                  | 527           | 12                 | 2,868         | 1,237              |
| 22           | Sikkim                         | 55            | 7                  | 85            | 30                 | 220           | 20                 |
| 23           | Tamil Nadu                     | 843           | 482                | 1,865         | 1506               | 6,052         | 4,697              |
| 24           | Telangana                      | 111           | 0                  | 745           | 110                | 4,403         | 1,193              |
| 25           | Tripura                        | 233           | 3                  | 251           | 29                 | 927           | 257                |
| 26           | Uttar Pradesh                  | 1,308         | 0                  | 1,162         | 0                  | 10,359        | 3,064              |
| 27           | Uttarakhand                    | 155           | 0                  | 195           | 0                  | 666           | 159                |
| 28           | West Bengal                    | 442           | 33                 | 1,432         | 234                | 5,900         | 1,359              |
| 29           | A & N Islands                  | 105           | 15                 | -             | 0                  | 151           | 76                 |
| 30           | Chandigarh                     | 28            | 0                  | 64            | 13                 | 244           | 36                 |
| 31           | D & N Haveli and Daman and Diu | 5             | 0                  | 8             | 2                  | 67            | 64                 |
| 32           | Delhi                          | 241           | 47                 | 506           | 283                | 2,678         | 871                |
| 33           | Jammu and Kashmir              | 785           | 0                  | 1,267         | 68                 | 4,471         | 274                |
| 34           | Ladakh                         | 27            | 0                  | 61            | 1                  | 242           | 17                 |
| 35           | Lakshadweep                    | -             | 0                  | 10            | 10                 | 56            | 56                 |
| 36           | Puducherry                     | 8             | 0                  | 23            | 5                  | 121           | 63                 |
| <b>TOTAL</b> |                                | <b>11,491</b> | <b>891</b>         | <b>17,399</b> | <b>3,428</b>       | <b>87,123</b> | <b>29,626</b>      |

TABLE 5.1.6 – CONTINUED...

| Sl. No.      | STATES/UTs                      | AVAILABLE      |                    |               |                    |                | TOTAL NUMBERS OF VEHICLES |                    |
|--------------|---------------------------------|----------------|--------------------|---------------|--------------------|----------------|---------------------------|--------------------|
|              |                                 | THREE WHEELERS |                    | TWO WHEELERS  |                    | BOATS / OTHERS | AVAILABLE                 | IN POLICE STATIONS |
|              |                                 | TOTAL          | IN POLICE STATIONS | TOTAL         | IN POLICE STATIONS | TOTAL          |                           |                    |
| (1)          | (2)                             | (9)            | (10)               | (11)          | (12)               | (13)           | (14)                      | (15)               |
| 1            | Andhra Pradesh                  | 0              | 0                  | 4,184         | 1,990              | 18             | 9,259                     | 3,775              |
| 2            | Arunachal Pradesh               | 0              | 0                  | 546           | 162                | 57             | 1,704                     | 497                |
| 3            | Assam                           | 0              | 0                  | 2,324         | 1,168              | 155            | 4,584                     | 1,744              |
| 4            | Bihar                           | 0              | 0                  | 3,124         | 869                | 129            | 8,478                     | 2,589              |
| 5            | Chhattisgarh                    | 0              | 0                  | 1,112         | 977                | -              | 3,459                     | 1,222              |
| 6            | Goa                             | 0              | 0                  | 384           | 122                | 12             | 751                       | 151                |
| 7            | Gujarat                         | 0              | 0                  | 6,347         | 4,061              | 30             | 11,670                    | 5,465              |
| 8            | Haryana                         | 0              | 0                  | 1,887         | 1,589              | 12             | 4,689                     | 3,357              |
| 9            | Himachal Pradesh                | 0              | 0                  | 538           | 234                | -              | 1,087                     | 361                |
| 10           | Jharkhand                       | 0              | 0                  | 2,593         | 1,019              | -              | 7,255                     | 2,278              |
| 11           | Karnataka                       | 0              | 0                  | 6,882         | 4,841              | 16             | 12,921                    | 7,396              |
| 12           | Kerala                          | 0              | 0                  | 2,367         | 1,155              | 72             | 6,296                     | 2,342              |
| 13           | Madhya Pradesh                  | 0              | 0                  | 5,944         | 2,729              | 323            | 11,548                    | 3,769              |
| 14           | Maharashtra                     | 0              | 0                  | 3,628         | 3,015              | 55             | 11,426                    | 5,519              |
| 15           | Manipur                         | 0              | 0                  | 314           | 12                 | 6              | 2,033                     | 161                |
| 16           | Meghalaya                       | 0              | 0                  | 216           | 90                 | -              | 1,144                     | 250                |
| 17           | Mizoram                         | 0              | 0                  | 215           | 29                 | -              | 731                       | 80                 |
| 18           | Nagaland                        | 1              | 1                  | 433           | 95                 | -              | 1,916                     | 220                |
| 19           | Odisha                          | 0              | 0                  | 2,261         | 717                | 3              | 5,641                     | 756                |
| 20           | Punjab                          | 0              | 0                  | 2,196         | 547                | 151            | 5,796                     | 1,099              |
| 21           | Rajasthan                       | 1              | 0                  | 4,743         | 3,006              | 95             | 8,422                     | 4,258              |
| 22           | Sikkim                          | 0              | 0                  | 110           | 30                 | -              | 470                       | 87                 |
| 23           | Tamil Nadu                      | 7              | 0                  | 9,356         | 7,784              | 33             | 18,156                    | 14,469             |
| 24           | Telangana                       | 1              | 0                  | 4,749         | 2,206              | -              | 10,009                    | 3,509              |
| 25           | Tripura                         | 0              | 0                  | 812           | 382                | -              | 2,223                     | 671                |
| 26           | Uttar Pradesh                   | 0              | 0                  | 7,836         | 3,973              | -              | 20,665                    | 7,037              |
| 27           | Uttarakhand                     | 2              | 0                  | 718           | -                  | 109            | 1,845                     | 159                |
| 28           | West Bengal                     | 1              | 0                  | 5,809         | 2,548              | 75             | 13,659                    | 4,174              |
| 29           | A & N Islands                   | 0              | 0                  | 377           | 207                | 118            | 751                       | 298                |
| 30           | Chandigarh                      | 0              | 0                  | 430           | 201                | -              | 766                       | 250                |
| 31           | D & N Haveli and Dam-an and Diu | 0              | 0                  | 107           | 89                 | 22             | 209                       | 155                |
| 32           | Delhi                           | 3              | 0                  | 5,651         | 3,606              | -              | 9,079                     | 4,807              |
| 33           | Jammu and Kashmir               | 0              | 0                  | 805           | 42                 | -              | 7,328                     | 384                |
| 34           | Ladakh                          | 0              | 0                  | 48            | 11                 | -              | 378                       | 29                 |
| 35           | Lakshadweep                     | 0              | 0                  | 76            | 76                 | 6              | 148                       | 142                |
| 36           | Puducherry                      | 0              | 0                  | 380           | 281                | 2              | 534                       | 349                |
| <b>TOTAL</b> |                                 | <b>16</b>      | <b>1</b>           | <b>89,502</b> | <b>49,863</b>      | <b>1,499</b>   | <b>2,07,030</b>           | <b>83,809</b>      |

TABLE 5.1.6 (A)-- NUMBER OF SPECIAL VEHICLES AVAILABLE WITH STATES/UTs

AS ON 01.01.2021

| Sl. No.      | STATES/UTs                     | PCR VEHICLES  | MINE PROTECTED VEHICLES | BOMB DISPOSAL VEHICLES | BULLET PROOF VEHICLES | ANTI RIOT POLICE VEHICLE / VAJRA | WATER CANNONS | ALL TERRAIN VEHICLES (ATVs) | ANY OTHER    | TOTAL NUMBER OF SPECIAL VEHICLES |
|--------------|--------------------------------|---------------|-------------------------|------------------------|-----------------------|----------------------------------|---------------|-----------------------------|--------------|----------------------------------|
| (1)          | (2)                            | (3)           | (4)                     | (5)                    | (6)                   | (7)                              | (8)           | (9)                         | (10)         | (11)                             |
| 1            | Andhra Pradesh                 | 56            | 7                       | 4                      | 107                   | 43                               | 2             | 0                           | 254          | 473                              |
| 2            | Arunachal Pradesh              | 71            | 1                       | NA                     | 24                    | 6                                | 6             | NA                          | 65           | 173                              |
| 3            | Assam                          | 20            | 0                       | -                      | 40                    | 22                               | 4             | 0                           | 0            | 86                               |
| 4            | Bihar                          | -             | 106                     | -                      | 220                   | 102                              | 18            | 0                           | 0            | 446                              |
| 5            | Chhattisgarh                   | 13            | 45                      | -                      | 89                    | 21                               | 10            | 0                           | 131          | 309                              |
| 6            | Goa                            | 54            | 0                       | 2                      | 2                     | -                                | 1             | 2                           | 2            | 63                               |
| 7            | Gujarat                        | 795           | 0                       | 48                     | 51                    | 100                              | 38            | 3                           | 30           | 1,065                            |
| 8            | Haryana                        | 497           | 0                       | 7                      | 19                    | 50                               | 26            | 0                           | 602          | 1,201                            |
| 9            | Himachal Pradesh               | 1             | 0                       | 1                      | 2                     | 1                                | 1             | 0                           | 0            | 6                                |
| 10           | Jharkhand                      | 322           | 105                     | -                      | 311                   | 36                               | 33            | 0                           | 0            | 807                              |
| 11           | Karnataka                      | 213           | 11                      | 3                      | 21                    | 36                               | 4             | 0                           | 75           | 363                              |
| 12           | Kerala                         | 244           | 0                       | -                      | 10                    | 13                               | 14            | 4                           | 0            | 285                              |
| 13           | Madhya Pradesh                 | -             | 18                      | 50                     | 16                    | 162                              | 6             | 0                           | 105          | 357                              |
| 14           | Maharashtra                    | 892           | 46                      | 82                     | 52                    | 30                               | 17            | 0                           | 242          | 1,361                            |
| 15           | Manipur                        | -             | 0                       | -                      | 221                   | 4                                | 4             | 0                           | 6            | 235                              |
| 16           | Meghalaya                      | 2             | 0                       | 1                      | 30                    | 5                                | 5             | 0                           | 0            | 43                               |
| 17           | Mizoram                        | -             | 0                       | -                      | 5                     | 2                                | -             | 0                           | 0            | 7                                |
| 18           | Nagaland                       | 20            | 0                       | 7                      | 5                     | -                                | 2             | 0                           | 0            | 34                               |
| 19           | Odisha                         | 175           | 6                       | 1                      | 12                    | 12                               | 7             | 0                           | 0            | 213                              |
| 20           | Punjab                         | 150           | 0                       | -                      | 56                    | 12                               | 18            | 0                           | 0            | 236                              |
| 21           | Rajasthan                      | 160           | 0                       | -                      | 8                     | 65                               | 17            | 0                           | 0            | 250                              |
| 22           | Sikkim                         | -             | 0                       | -                      | 0                     | -                                | -             | 0                           | 0            | -                                |
| 23           | Tamil Nadu                     | -             | 0                       | -                      | 21                    | 60                               | 36            | 29                          | 442          | 588                              |
| 24           | Telangana                      | 864           | 5                       | 5                      | 118                   | 59                               | 5             | 0                           | 5            | 1,061                            |
| 25           | Tripura                        | 6             | 0                       | 2                      | 3                     | 4                                | 5             | 0                           | 0            | 20                               |
| 26           | Uttar Pradesh                  | 4,800         | 6                       | 21                     | 60                    | 125                              | 5             | 5                           | 0            | 5,022                            |
| 27           | Uttarakhand                    | 20            | 0                       | 1                      | 8                     | 7                                | 6             | 2                           | 17           | 61                               |
| 28           | West Bengal                    | 225           | 20                      | 1                      | 31                    | 13                               | 32            | 11                          | 300          | 633                              |
| 29           | A & N Islands                  | 5             | 0                       | -                      | 1                     | 2                                | 1             | 0                           | 9            | 18                               |
| 30           | Chandigarh                     | 100           | 0                       | 2                      | 5                     | 5                                | 2             | 0                           | 1            | 115                              |
| 31           | D & N Haveli and Daman and Diu | 15            | 0                       | -                      | 1                     | 1                                | 1             | 0                           | 0            | 18                               |
| 32           | Delhi                          | 1,102         | 0                       | -                      | 60                    | 25                               | 10            | 0                           | 0            | 1,197                            |
| 33           | Jammu and Kashmir              | 80            | Nil                     | 2                      | 1366                  | 119                              | 24            | 5737                        | Nil          | 7,328                            |
| 34           | Ladakh                         | 10            | -                       | -                      | 4                     | 4                                | -             | -                           | 13           | 31                               |
| 35           | Lakshadweep                    | -             | 0                       | -                      | 0                     | -                                | -             | 0                           | 0            | -                                |
| 36           | Puducherry                     | 4             | 0                       | -                      | 1                     | 2                                | 1             | 0                           | 11           | 19                               |
| <b>TOTAL</b> |                                | <b>10,916</b> | <b>376</b>              | <b>240</b>             | <b>2,980</b>          | <b>1,148</b>                     | <b>361</b>    | <b>5,793</b>                | <b>2,310</b> | <b>24,124</b>                    |

TABLE 5.1.7-- TRANSPORT RESOURCES PER 100 POLICE PERSONNEL

AS ON 01.01.2021

| Sl. No.      | STATES/UTs                          | TOTAL POLICE STRENGTH<br>(CIVIL + DISTRICT ARMED RESERVE (DAR)<br>+ ARMED + IRB) |                  | TOTAL NUMBERS OF<br>VEHICLES AVAIL-<br>ABLE | TRANSPORT RESOURCES PER 100 PO-<br>LICEMEN |              |
|--------------|-------------------------------------|--|------------------|---|--|--------------|
|              |                                     | S  | A                |   | S  | A            |
|              |                                     | (3)  | (4)              |   | (6)  | (7)          |
| (1)          | (2)                                 | (3)  | (4)              | (5)   | (6)  | (7)          |
| 1            | Andhra Pradesh                      | 75,365   | 60,752           | 9,259                                       | 12.29                                      | 15.24        |
| 2            | Arunachal Pradesh                   | 15,283   | 12,626           | 1,704                                       | 11.15                                      | 13.50        |
| 3            | Assam                               | 78,899   | 62,033           | 4,584                                       | 5.81                                       | 7.39         |
| 4            | Bihar                               | 1,42,551   | 83,011           | 8,478                                       | 5.95                                       | 10.21        |
| 5            | Chhattisgarh                        | 75,861   | 63,405           | 3,459                                       | 4.56                                       | 5.46         |
| 6            | Goa                                 | 10,662   | 8,057            | 751   | 7.04                                       | 9.32         |
| 7            | Gujarat                             | 1,19,078   | 92,088           | 11,670                                      | 9.80                                       | 12.67        |
| 8            | Haryana                             | 72,606   | 52,883           | 4,689                                       | 6.46                                       | 8.87         |
| 9            | Himachal Pradesh                    | 18,921   | 17,478           | 1,087                                       | 5.74                                       | 6.22         |
| 10           | Jharkhand                           | 82,853   | 64,102           | 7,255                                       | 8.76                                       | 11.32        |
| 11           | Karnataka                           | 1,10,984   | 92,073           | 12,921                                      | 11.64                                      | 14.03        |
| 12           | Kerala                              | 62,618   | 57,819           | 6,296                                       | 10.05                                      | 10.89        |
| 13           | Madhya Pradesh                      | 1,16,184   | 89,293           | 11,548                                      | 9.94                                       | 12.93        |
| 14           | Maharashtra                         | 2,38,463   | 1,99,508         | 11,426                                      | 4.79                                       | 5.73         |
| 15           | Manipur                             | 35,080   | 28,894           | 2,033                                       | 5.80                                       | 7.04         |
| 16           | Meghalaya                           | 16,501   | 14,380           | 1,144                                       | 6.93                                       | 7.96         |
| 17           | Mizoram                             | 11,286   | 7,940            | 731   | 6.48                                       | 9.21         |
| 18           | Nagaland                            | 26,753   | 27,788           | 1,916                                       | 7.16                                       | 6.90         |
| 19           | Odisha                              | 75,300   | 64,359           | 5,641                                       | 7.49                                       | 8.76         |
| 20           | Punjab                              | 85,042   | 74,565           | 5,796                                       | 6.82                                       | 7.77         |
| 21           | Rajasthan                           | 1,11,109   | 93,129           | 8,422                                       | 7.58                                       | 9.04         |
| 22           | Sikkim                              | 6,553  | 5,529            | 470   | 7.17                                       | 8.50         |
| 23           | Tamil Nadu                          | 1,31,277   | 1,18,785         | 18,156                                      | 13.83                                      | 15.28        |
| 24           | Telangana                           | 82,613   | 59,073           | 10,009                                      | 12.12                                      | 16.94        |
| 25           | Tripura                             | 29,606   | 22,465           | 2,223                                       | 7.51                                       | 9.90         |
| 26           | Uttar Pradesh                       | 4,16,779   | 3,00,160         | 20,665                                      | 4.96                                       | 6.88         |
| 27           | Uttarakhand                         | 22,187   | 20,684           | 1,845                                       | 8.32                                       | 8.92         |
| 28           | West Bengal                         | 1,57,452   | 97,159           | 13,659                                      | 8.68                                       | 14.06        |
| 29           | A & N Islands                       | 5,078  | 4,406            | 751   | 14.79                                      | 17.04        |
| 30           | Chandigarh                          | 7,010  | 5,957            | 766   | 10.93                                      | 12.86        |
| 31           | D & N Haveli and Dam-<br>an and Diu | 1,396  | 1,196            | 209   | 14.97                                      | 17.47        |
| 32           | Delhi                               | 91,962   | 81,352           | 9,079                                       | 9.87                                       | 11.16        |
| 33           | Jammu and Kashmir                   | 91,199   | 81,310           | 7,328                                       | 8.04                                       | 9.01         |
| 34           | Ladakh                              | 2,596  | 1,668            | 378   | 14.56                                      | 22.66        |
| 35           | Lakshadweep                         | 321  | 265              | 148   | 46.11                                      | 55.85        |
| 36           | Puducherry                          | 4,462  | 3,370            | 534   | 11.97                                      | 15.85        |
| <b>TOTAL</b> |                                     | <b>26,31,890</b>   | <b>20,69,562</b> | <b>2,07,030</b>                             | <b>7.87</b>                                | <b>10.00</b> |

TABLE 5.1.8 – ACTUAL STRENGTH OF VEHICLES AVAILABLE WITH CAPFs

| Sl. No.      | CENTRAL ARMED POLICE FORCE & SPECIALISED FORCE | HEAVY DUTY    | MEDIUM DUTY   | LIGHT DUTY    | THREE WHEELERS | TWO WHEELERS  | TRACTORS   | BOATS / OTHERS | TOTAL NUMBERS OF VEHICLES |
|--------------|--|---------------|---------------|---------------|----------------|---------------|------------|----------------|---------------------------|
| (1)          | (2)  | (3)           | (4)           | (5)           | (6)            | (7)           | (8)        | (9)            | (10)                      |
| 1            | Assam Rifles                                   | 547           | 574           | 782           | NA             | 239           | 54         | 16             | 2,212                     |
| 2            | Border Security Force                          | 3,206         | 3,410         | 5,241         | 0              | 5,293         | 306        | 460            | 17,916                    |
| 3            | Central Industrial Security Force              | 191           | 275           | 402           | NA             | 195           | NA         | NA             | 1,063                     |
| 4            | Central Reserve Police Force                   | 5,245         | 4,182         | 4,952         | 0              | 14,960        | 107        | 9              | 29,455                    |
| 5            | Indo-Tibetan Border Police                     | 1,377         | 675           | 1,058         | 0              | 313           | 55         | 0              | 3,478                     |
| 6            | National Disaster Response Force               | 276           | 496           | 358           | NA             | 68            | NA         | 943            | 2,141                     |
| 7            | National Security Guards                       | 216           | 258           | 318           | 0              | 114           | 5          | 40             | 951                       |
| 8            | Railway Protection Force                       | 80            | 99            | 553           | 1              | 1,227         | 0          | 5              | 1,965                     |
| 9            | Sashastra Seema Bal                            | 938           | 1,143         | 1,316         | 0              | 1,332         | 104        | 0              | 4,833                     |
| <b>TOTAL</b> |  | <b>12,076</b> | <b>11,112</b> | <b>14,980</b> | <b>1</b>       | <b>23,741</b> | <b>631</b> | <b>1,473</b>   | <b>64,014</b>             |



TABLE 5.1.8 (A)-- NUMBER OF SPECIAL PURPOSE VEHICLES AVAILABLE WITH CAPFs

AS ON 01.01.2021

| Sl. No.      | CENTRAL ARMED POLICE FORCE & SPECIALISED FORCE | MINES PROTECTED VEHICLES | BOMB DISPOSAL VEHICLES | BULLET PROOF VEHICLES |           |             |                    | ANTI RIOT POLICE VEHICLE / VAJRA | WATER CANNONS | JCB        | ALL TERRAIN VEHICLES (ATVs) | ANY OTHER  | TOTAL SPECIAL PURPOSE VEHICLES AVAILABLE |
|--------------|--|--------------------------|------------------------|-----------------------|-----------|-------------|--------------------|----------------------------------|---------------|------------|-----------------------------|------------|--|
|              |  |                          |                        | SUV                   | BUS-ES    | MINI BUS-ES | ANY OTHER VEHICLES |                                  |               |            |                             |            |  |
| (1)          | (2)  | (3)                      | (4)                    | (5)                   | (6)       | (7)         | (8)                | (9)                              | (10)          | (11)       | (12)                        | (13)       | (14)                                     |
| 1            | Assam Rifles                                   | 30                       | NA                     | NA                    | NA        | NA          | 39                 | NA                               | NA            | 26         | NA                          | NA         | 95                                       |
| 2            | Border Security Force                          | 36                       | -                      | 191                   | -         | -           | 153                | -                                | 2             | 54         | 4                           | 97         | 537                                      |
| 3            | Central Industrial Security Force              | 6                        | NA                     | 3                     | NA        | NA          | NA                 | NA                               | NA            | NA         | NA                          | NA         | 9  |
| 4            | Central Reserve Police Force                   | NA                       | NA                     | NA                    | NA        | NA          | NA                 | 41                               | 10            | 71         | -                           | 75         | 197                                      |
| 5            | Indo-Tibetan Border Police                     | 32                       | -                      | 24                    | 10        | 18          | 20                 | -                                | -             | 18         | 9                           | -          | 131                                      |
| 6            | National Disaster Response Force               | NA                       | NA                     | NA                    | NA        | NA          | NA                 | NA                               | NA            | NA         | NA                          | NA         | 0  |
| 7            | National Security Guards                       | -                        | -                      | 15                    | -         | -           | 1                  | -                                | -             | 6          | -                           | 17         | 39                                       |
| 8            | Railway Protection Force                       | -                        | -                      | -                     | -         | -           | -                  | -                                | -             | -          | -                           | -          | 0  |
| 9            | Sashastra Seema Bal                            | 7                        | -                      | 14                    | -         | -           | 41                 | -                                | -             | -          | -                           | 4          | 66                                       |
| <b>TOTAL</b> |  | <b>111</b>               | <b>0</b>               | <b>247</b>            | <b>10</b> | <b>18</b>   | <b>254</b>         | <b>41</b>                        | <b>12</b>     | <b>175</b> | <b>13</b>                   | <b>193</b> | <b>1,074</b>                             |

TABLE 5.1.9-- NUMBER OF POLICE STATIONS HAVING / NOT HAVING VEHICLES, TELEPHONES & WIRELESS / MOBILES IN STATE/UT

AS ON 01.01.2021

| Sl. No.      | STATES/UTs                      | TOTAL NUMBER OF ACTUAL POLICE STATION | NUMBER OF POLICE STATIONS |                     |                  |                      |                           |                               |
|--------------|---------------------------------|---------------------------------------|---------------------------|---------------------|------------------|----------------------|---------------------------|-------------------------------|
|              |                                 |                                       | HAVING VEHICLES           | NOT HAVING VEHICLES | HAVING TELEPHONE | NOT HAVING TELEPHONE | HAVING WIRELESS / MOBILES | NOT HAVING WIRELESS / MOBILES |
| (1)          | (2)                             | (3)                                   | (4)                       | (5)                 | (6)              | (7)                  | (8)                       | (9)                           |
| 1            | Andhra Pradesh                  | 1,021                                 | 956                       | 65                  | 987              | 34                   | 1,021                     | 0                             |
| 2            | Arunachal Pradesh               | 96                                    | 92                        | 4                   | 19               | 77                   | 94                        | 2                             |
| 3            | Assam                           | 344                                   | 341                       | 3                   | 203              | 141                  | 344                       | 0                             |
| 4            | Bihar                           | 1,053                                 | 1,053                     | 0                   | 1,053            | 0                    | 1,053                     | 0                             |
| 5            | Chhattisgarh                    | 456                                   | 456                       | 0                   | 428              | 28                   | 456                       | 0                             |
| 6            | Goa                             | 43                                    | 43                        | 0                   | 43               | 0                    | 43                        | 0                             |
| 7            | Gujarat                         | 731                                   | 731                       | 0                   | 731              | 0                    | 731                       | 0                             |
| 8            | Haryana                         | 387                                   | 387                       | 0                   | 387              | 0                    | 387                       | 0                             |
| 9            | Himachal Pradesh                | 148                                   | 138                       | 10                  | 148              | 0                    | 148                       | 0                             |
| 10           | Jharkhand                       | 564                                   | 517                       | 47                  | 353              | 211                  | 533                       | 31                            |
| 11           | Karnataka                       | 1,054                                 | 1,054                     | 0                   | 1,054            | 0                    | 1,054                     | 0                             |
| 12           | Kerala                          | 564                                   | 564                       | 0                   | 564              | 0                    | 564                       | 0                             |
| 13           | Madhya Pradesh                  | 1,117                                 | 1,117                     | 0                   | 1,117            | 0                    | 1,117                     | 0                             |
| 14           | Maharashtra                     | 1,165                                 | 1,165                     | 0                   | 1,165            | 0                    | 1,165                     | 0                             |
| 15           | Manipur                         | 84                                    | 75                        | 9                   | 20               | 64                   | 73                        | 11                            |
| 16           | Meghalaya                       | 75                                    | 66                        | 9                   | 31               | 44                   | 65                        | 10                            |
| 17           | Mizoram                         | 44                                    | 44                        | 0                   | 18               | 26                   | 44                        | 0                             |
| 18           | Nagaland                        | 86                                    | 86                        | 0                   | 50               | 36                   | 69                        | 17                            |
| 19           | Odisha                          | 626                                   | 622                       | 4                   | 623              | 3                    | 626                       | 0                             |
| 20           | Punjab                          | 430                                   | 425                       | 5                   | 363              | 67                   | 402                       | 28                            |
| 21           | Rajasthan                       | 894                                   | 894                       | 0                   | 885              | 9                    | 893                       | 1                             |
| 22           | Sikkim                          | 30                                    | 30                        | 0                   | 30               | 0                    | 30                        | 0                             |
| 23           | Tamil Nadu                      | 2,272                                 | 2,272                     | 0                   | 2,272            | 0                    | 2,272                     | 0                             |
| 24           | Telangana                       | 841                                   | 841                       | 0                   | 841              | 0                    | 841                       | 0                             |
| 25           | Tripura                         | 82                                    | 82                        | 0                   | 72               | 10                   | 81                        | 1                             |
| 26           | Uttar Pradesh                   | 1,656                                 | 1,581                     | 75                  | 1,581            | 75                   | 1,656                     | 0                             |
| 27           | Uttarakhand                     | 159                                   | 157                       | 2                   | 159              | 0                    | 159                       | 0                             |
| 28           | West Bengal                     | 633                                   | 633                       | 0                   | 633              | 0                    | 633                       | 0                             |
| 29           | A & N Islands                   | 24                                    | 24                        | 0                   | 24               | 0                    | 24                        | 0                             |
| 30           | Chandigarh                      | 18                                    | 18                        | 0                   | 18               | 0                    | 18                        | 0                             |
| 31           | D & N Haveli and Dam-an and Diu | 8                                     | 8                         | 0                   | 8                | 0                    | 8                         | 0                             |
| 32           | Delhi                           | 209                                   | 209                       | 0                   | 209              | 0                    | 203                       | 6                             |
| 33           | Jammu and Kashmir               | 241                                   | 241                       | 0                   | 171              | 70                   | 240                       | 1                             |
| 34           | Ladakh                          | 7                                     | 7                         | 0                   | 7                | 0                    | 7                         | 0                             |
| 35           | Lakshadweep                     | 16                                    | 16                        | 0                   | 11               | 5                    | 9                         | 7                             |
| 36           | Puducherry                      | 55                                    | 55                        | 0                   | 55               | 0                    | 55                        | 0                             |
| <b>TOTAL</b> |                                 | <b>17,233</b>                         | <b>17,000</b>             | <b>233</b>          | <b>16,333</b>    | <b>900</b>           | <b>17,118</b>             | <b>115</b>                    |

TABLE 5.1.10 – FAMILY QUARTERS AVAILABLE FOR OFFICERS OF THE RANK OF DY. SP &amp; ABOVE, ASI TO INSPECTOR, CONSTABLE &amp; HEAD CONSTABLE IN STATE/UT

AS ON 01.01.2021

| SL. NO.      | STATES/UTs                     | YEAR OF INCORPORATION OF POLICE HOUSING CORPORATIONS | FAMILY QUARTERS AVAILABLE FOR |                  |                            |                 |
|--------------|--------------------------------|--|-------------------------------|------------------|----------------------------|-----------------|
|              |                                |  | DY. SP & ABOVE                | ASI TO INSPECTOR | CONSTABLE & HEAD CONSTABLE | TOTAL           |
| (1)          | (2)                            | (3)  | (4)                           | (5)              | (6)                        | (7)             |
| 1            | Andhra Pradesh                 | 1971   | 19                            | 1,366            | 20,426                     | 21,811          |
| 2            | Arunachal Pradesh              | 2005   | 82                            | 247              | 3,012                      | 3,341           |
| 3            | Assam                          | 1980   | 250                           | 5,055            | 25,521                     | 30,826          |
| 4            | Bihar                          | 1974   | 317                           | 3,768            | 11,069                     | 15,154          |
| 5            | Chhattisgarh                   | 2011   | 5                             | 3,677            | 18,180                     | 21,862          |
| 6            | Goa                            | NA   | 11                            | 75               | 1,302                      | 1,388           |
| 7            | Gujarat                        | 1988   | 1106                          | 3,140            | 61,220                     | 65,466          |
| 8            | Haryana                        | 1989   | 220                           | 1,358            | 11,199                     | 12,777          |
| 9            | Himachal Pradesh               | NA   | 89                            | 401              | 2,614                      | 3,104           |
| 10           | Jharkhand                      | NA   | 25                            | 1,920            | 3,064                      | 5,009           |
| 11           | Karnataka                      | 1985   | 225                           | 3,591            | 42,616                     | 46,432          |
| 12           | Kerala                         | 1999   | 75                            | 580              | 5,452                      | 6,107           |
| 13           | Madhya Pradesh                 | 1981   | 220                           | 5,098            | 27,751                     | 33,069          |
| 14           | Maharashtra                    | 1974   | 434                           | 7,503            | 73,080                     | 81,017          |
| 15           | Manipur                        | 1986   | 133                           | 448              | 1,309                      | 1,890           |
| 16           | Meghalaya                      | NA   | 48                            | 529              | 2,379                      | 2,956           |
| 17           | Mizoram                        | NA   | 92                            | 279              | 1,650                      | 2,021           |
| 18           | Nagaland                       | 1968   | 172                           | 755              | 3,885                      | 4,812           |
| 19           | Odisha                         | 1980   | 354                           | 3,810            | 9,671                      | 13,835          |
| 20           | Punjab                         | 1989   | 38                            | 854              | 15,393                     | 16,285          |
| 21           | Rajasthan                      | 2013   | 157                           | 2,874            | 19,443                     | 22,474          |
| 22           | Sikkim                         | NA   | NA                            | NA               | NA                         | -               |
| 23           | Tamil Nadu                     | 1981   | 576                           | 5,323            | 55,337                     | 61,236          |
| 24           | Telangana                      | 2015   | 50                            | 1,600            | 18,726                     | 20,376          |
| 25           | Tripura                        | NA   | 146                           | 634              | 1,428                      | 2,208           |
| 26           | Uttar Pradesh                  | 1986   | 801                           | 9,264            | 60,138                     | 70,203          |
| 27           | Uttarakhand                    | NA   | 83                            | 681              | 4,354                      | 5,118           |
| 28           | West Bengal                    | 1993   | 582                           | 8,220            | 21,040                     | 29,842          |
| 29           | A & N Islands                  | NA   | 9                             | 175              | 1,592                      | 1,776           |
| 30           | Chandigarh                     | NA   | 10                            | 344              | 1,841                      | 2,195           |
| 31           | D & N Haveli and Daman and Diu | NA   | 0                             | 60               | 268                        | 328             |
| 32           | Delhi                          | 2017   | 377                           | 5,223            | 8,966                      | 14,566          |
| 33           | Jammu and Kashmir              | 1997   | 148                           | 1,224            | 6,195                      | 7,567           |
| 34           | Ladakh                         | NA   | 8                             | 42               | 72                         | 122             |
| 35           | Lakshadweep                    | NA   | 1                             | 10               | 121                        | 132             |
| 36           | Puducherry                     | NA   | 16                            | 101              | 885                        | 1,002           |
| <b>TOTAL</b> |                                |  | <b>6,879</b>                  | <b>80,229</b>    | <b>5,41,199</b>            | <b>6,28,307</b> |

TABLE 5.2.1 -- FAMILY QUARTERS AVAILABLE FOR OFFICERS OF THE RANK OF ASSTT. COMMANDANT AND ABOVE, ASIs TO SUBEDAR MAJOR, CONSTABLE & HEAD CONSTABLE IN CAPFs

AS ON 01.01.2021

| SL. NO.      | CENTRAL ARMED POLICE FORCE & SPECIALISED FORCE | FAMILY QUARTERS AVAILABLE FOR |                      |                            |                |
|--------------|--|-------------------------------|----------------------|----------------------------|----------------|
|              |  | ASSTT. COMMANDANT & ABOVE     | ASI TO SUBEDAR MAJOR | CONSTABLE & HEAD CONSTABLE | TOTAL          |
| (1)          | (2)  | (3)                           | (4)                  | (5)                        | (6)            |
| 1            | Assam Rifles                                   | 484                           | 1,347                | 9,211                      | 11,042         |
| 2            | Border Security Force                          | 1,508                         | 3,786                | 28,609                     | 33,903         |
| 3            | Central Industrial Security Force              | 209                           | 519                  | 5,694                      | 6,422          |
| 4            | Central Reserve Police Force                   | 1,758                         | 2,419                | 41,998                     | 46,175         |
| 5            | Indo-Tibetan Border Police                     | 704                           | 1,385                | 8,479                      | 10,568         |
| 6            | National Disaster Response Force               | 90                            | 250                  | 898                        | 1,238          |
| 7            | National Security Guards                       | 320                           | 835                  | 1,941                      | 3,096          |
| 8            | Railway Protection Force #                     | -                             | -                    | -                          | -              |
| 9            | Sashastra Seema Bal                            | 447                           | 1,303                | 5,809                      | 7,559          |
| <b>TOTAL</b> |  | <b>5,520</b>                  | <b>11,844</b>        | <b>102,639</b>             | <b>120,003</b> |

# RPF does not have its own family Qtrs, the Family Qtrs belongs to Railway

TABLE 5.2.1 (A) -- EXPENDITURE ON CAPFs HOUSING CORPORATION IN FINANCIAL YEAR 2019 - 2020 (REVISED) (Rs. IN CRORES)

AS ON 01.01.2021

| SL. NO.<br>(1) | CENTRAL ARMED POLICE FORCE & SPECIALISED FORCE<br>(2) | TOTAL EXPENDITURE BY POLICE HOUSING CORPORATIONS<br>(3) |
|----------------|---|---|
| 1              | Assam Rifles  | 97.21   |
| 2              | Border Security Force                                 | 532.43  |
| 3              | Central Industrial Security Force                     | 119.49  |
| 4              | Central Reserve Police Force                          | 456.35  |
| 5              | Indo-Tibetan Border Police                            | 85.34   |
| 6              | National Disaster Response Force                      | 27.00   |
| 7              | National Security Guards                              | @   |
| 8              | Railway Protection Force                              | 0.00  |
| 9              | Sashastra Seema Bal                                   | 141.25  |
| <b>TOTAL</b>   |   | <b>1,459.07</b>   |

@ Police Housing Corporation not exists in NSG. Total expenditure on construction of Residential Quarters for FY 2019-20 was Rs 13.38 Crore from the Govt Head, through CPWD

TABLE 5.2.1 (B)-- EXPENDITURE ON CAPFs HOUSING CORPORATION IN FINANCIAL YEAR 2020 - 2021 (TENTATIVE) (Rs. IN CRORES)

AS ON 01.01.2021

| SL. NO.<br>(1) | CENTRAL ARMED POLICE FORCE & SPECIALISED FORCE<br>(2) | TOTAL EXPENDITURE BY POLICE HOUSING CORPORATIONS<br>(3) |
|----------------|---|---|
| 1              | Assam Rifles  | 69.45   |
| 2              | Border Security Force                                 | 259.31  |
| 3              | Central Industrial Security Force                     | 10.50   |
| 4              | Central Reserve Police Force                          | 244.25  |
| 5              | Indo-Tibetan Border Police                            | 33.92   |
| 6              | National Disaster Response Force                      | 27.00   |
| 7              | National Security Guards                              | @   |
| 8              | Railway Protection Force                              | 0.00  |
| 9              | Sashastra Seema Bal                                   | 52.50   |
| <b>TOTAL</b>   |   | <b>696.93</b>   |

@ Police Housing Corporation not exists in NSG. Total expenditure on construction of Residential Quarters for FY 2020-21 (Tentative) is Rs 7.50 Crore from the Govt Head, through CPWD

TABLE 5.2.2 (A)-- EXPENDITURE BY POLICE HOUSING CORPORATIONS IN FINANCIAL YEAR 2019 - 2020 (REVISED) (Rs. IN CRORES)

AS ON 01.01.2021

| Sl. No.<br>(1) | STATES/UTs<br>(2)              | TOTAL EXPENDITURE BY POLICE HOUSING CORPORATIONS<br>(3) |
|----------------|--------------------------------|---|
| 1              | Andhra Pradesh                 | 0.00  |
| 2              | Arunachal Pradesh              | 30.20   |
| 3              | Assam                          | 11.23   |
| 4              | Bihar                          | 251.53  |
| 5              | Chhattisgarh                   | 145.50  |
| 6              | Goa                            | NA  |
| 7              | Gujarat                        | 533.28  |
| 8              | Haryana                        | 480.00  |
| 9              | Himachal Pradesh               | NA  |
| 10             | Jharkhand                      | 92.92   |
| 11             | Karnataka                      | 361.06  |
| 12             | Kerala                         | 2.98  |
| 13             | Madhya Pradesh                 | 703.09  |
| 14             | Maharashtra                    | 415.12  |
| 15             | Manipur                        | 13.13   |
| 16             | Meghalaya                      | 0.00  |
| 17             | Mizoram                        | 0.00  |
| 18             | Nagaland                       | 12.50   |
| 19             | Odisha                         | 326.26  |
| 20             | Punjab                         | 85.34   |
| 21             | Rajasthan                      | 58.40   |
| 22             | Sikkim                         | NA  |
| 23             | Tamil Nadu                     | 497.98  |
| 24             | Telangana                      | 160.80  |
| 25             | Tripura                        | NA  |
| 26             | Uttar Pradesh                  | 359.67  |
| 27             | Uttarakhand                    | 20.13   |
| 28             | West Bengal                    | 209.20  |
| 29             | A & N Islands                  | 0.00  |
| 30             | Chandigarh                     | 0.00  |
| 31             | D & N Haveli and Daman and Diu | 0.00  |
| 32             | Delhi                          | 0.81  |
| 33             | Jammu and Kashmir              | 16.59   |
| 34             | Ladakh                         | NA  |
| 35             | Lakshadweep                    | 0.00  |
| 36             | Puducherry                     | 2.73  |
| <b>TOTAL</b>   |                                | <b>4,644.95</b>   |

TABLE 5.2.2 (B) -- EXPENDITURE ON POLICE HOUSING CORPORATIONS IN FINANCIAL YEAR 2020 - 2021 (TENTATIVE) (Rs. IN CRORES)

AS ON 01.01.2021

| Sl. No.<br>(1) | STATES/UTs<br>(2)              | TOTAL EXPENDITURE BY POLICE HOUSING CORPORATIONS<br>(3) |
|----------------|--------------------------------|---|
| 1              | Andhra Pradesh                 | 0.00  |
| 2              | Arunachal Pradesh              | 26.28   |
| 3              | Assam                          | NA  |
| 4              | Bihar                          | 225.00  |
| 5              | Chhattisgarh                   | 52.33   |
| 6              | Goa                            | NA  |
| 7              | Gujarat                        | 478.99  |
| 8              | Haryana                        | 500.00  |
| 9              | Himachal Pradesh               | NA  |
| 10             | Jharkhand                      | 65.11   |
| 11             | Karnataka                      | 193.64  |
| 12             | Kerala                         | 3.60  |
| 13             | Madhya Pradesh                 | 481.24  |
| 14             | Maharashtra                    | 634.89  |
| 15             | Manipur                        | 7.50  |
| 16             | Meghalaya                      | 7.35  |
| 17             | Mizoram                        | 0.00  |
| 18             | Nagaland                       | 10.62   |
| 19             | Odisha                         | 185.00  |
| 20             | Punjab                         | 90.00   |
| 21             | Rajasthan                      | 57.00   |
| 22             | Sikkim                         | NA  |
| 23             | Tamil Nadu                     | 390.00  |
| 24             | Telangana                      | 50.75   |
| 25             | Tripura                        | NA  |
| 26             | Uttar Pradesh                  | 222.5   |
| 27             | Uttarakhand                    | 20.00   |
| 28             | West Bengal                    | 154.00  |
| 29             | A & N Islands                  | 0.00  |
| 30             | Chandigarh                     | 0.00  |
| 31             | D & N Haveli and Daman and Diu | 0.00  |
| 32             | Delhi                          | 0.20  |
| 33             | Jammu and Kashmir              | 6.00  |
| 34             | Ladakh                         | NA  |
| 35             | Lakshadweep                    | 0.00  |
| 36             | Puducherry                     | 2.48  |
|                | <b>TOTAL</b>                   | <b>3,864.48</b>   |



TABLE 5.2.3 -- POLICE OFFICES OPERATED FROM GOVERNMENT /HIRED BUILDINGS

AS ON 01.01.2021

| Sl. No.      | STATES/UTs                     | POLICE STATION |              | POLICE POSTS |              | DIG/IG RANGE |           | DISTRICT SP |           | SDPO/Dy. SP  |            | DISTRICT POLICE LINES |            |
|--------------|--------------------------------|----------------|--------------|--------------|--------------|--------------|-----------|-------------|-----------|--------------|------------|-----------------------|------------|
|              |                                | GOVT.          | HIRED        | GOVT.        | HIRED        | GOVT.        | HIRED     | GOVT.       | HIRED     | GOVT.        | HIRED      | GOVT.                 | HIRED      |
| (1)          | (2)                            | (3)            | (4)          | (5)          | (6)          | (7)          | (8)       | (9)         | (10)      | (11)         | (12)       | (13)                  | (14)       |
| 1            | Andhra Pradesh                 | 1,001          | 20           | 22           | 22           | 5            | -         | 18          | -         | 84           | 14         | 1                     | -          |
| 2            | Arunachal Pradesh              | 96             | -            | 23           | -            | 3            | -         | 26          | -         | 29           | -          | 30                    | -          |
| 3            | Assam                          | 334            | 10           | 264          | 25           | 7            | 1         | 30          | 11        | -            | 21         | 34                    | -          |
| 4            | Bihar                          | 683            | 370          | 271          | 166          | 9            | 3         | 39          | 1         | 131          | 8          | 39                    | 1          |
| 5            | Chhattisgarh                   | 409            | 47           | 68           | 41           | 4            | 1         | 16          | 12        | 62           | 26         | 27                    | 1          |
| 6            | Goa                            | 42             | 1            | 38           | 6            | 2            | -         | 2           | -         | 7            | 1          | -                     | -          |
| 7            | Gujarat                        | 702            | 29           | 1,105        | 45           | 9            | -         | 35          | 1         | 98           | -          | 197                   | -          |
| 8            | Haryana                        | 345            | 42           | 250          | 72           | 5            | -         | 24          | -         | 100          | 2          | 26                    | -          |
| 9            | Himachal Pradesh               | 137            | 11           | 91           | 49           | 2            | 1         | 13          | -         | 31           | 3          | 13                    | -          |
| 10           | Jharkhand #                    | 461            | 57           | 161          | 44           | 7            | 2         | 26          | -         | 122          | 13         | 26                    | -          |
| 11           | Karnataka                      | 991            | 63           | 258          | 4            | 7            | -         | 30          | -         | 129          | 2          | 33                    | -          |
| 12           | Kerala                         | 499            | 65           | 9            | 10           | 5            | -         | 18          | 2         | 71           | 1          | 50                    | 1          |
| 13           | Madhya Pradesh                 | 1,090          | 27           | 508          | 37           | 26           | -         | 51          | 1         | 408          | 4          | 52                    | -          |
| 14           | Maharashtra                    | 1,026          | 139          | 859          | 301          | 11           | 4         | 65          | 7         | 21           | 63         | 29,928                | 222        |
| 15           | Manipur                        | 81             | 3            | 31           | 2            | 7            | -         | 13          | 3         | 25           | 1          | 16                    | -          |
| 16           | Meghalaya                      | 63             | 12           | 16           | 24           | 2            | -         | 8           | 3         | 7            | 1          | 7                     | 4          |
| 17           | Mizoram                        | 44             | -            | 12           | 1            | 8            | -         | 9           | 2         | 18           | -          | -                     | -          |
| 18           | Nagaland                       | 74             | 12           | 16           | 7            | 2            | 1         | 11          | 1         | 58           | 2          | 11                    | 1          |
| 19           | Odisha                         | 623            | 3            | 433          | 44           | 7            | 1         | 36          | -         | 112          | 2          | 34                    | -          |
| 20           | Punjab                         | 315            | 115          | 77           | 75           | 5            | 3         | 25          | 2         | 95           | 27         | 20                    | 7          |
| 21           | Rajasthan                      | 879            | 15           | 1,124        | 63           | 9            | -         | 44          | 2         | 249          | 11         | 38                    | 1          |
| 22           | Sikkim                         | 30             | -            | 5            | 42           | 1            | -         | 4           | -         | 11           | -          | -                     | -          |
| 23           | Tamil Nadu                     | 1,959          | 313          | 27           | -            | 10           | 1         | 31          | 6         | 224          | 25         | -                     | -          |
| 24           | Telangana                      | 788            | 53           | 22           | 2            | 8            | -         | 30          | 4         | 73           | 10         | 1,876                 | 2          |
| 25           | Tripura                        | 82             | -            | 35           | -            | 2            | -         | 8           | -         | 27           | -          | 8                     | -          |
| 26           | Uttar Pradesh                  | 1,634          | 22           | 311          | 169          | 16           | 2         | 68          | 7         | 1,028        | -          | 75                    | -          |
| 27           | Uttarakhand                    | 140            | 19           | 129          | 108          | 2            | -         | 13          | -         | 36           | 2          | 13                    | -          |
| 28           | West Bengal                    | 469            | 164          | 313          | 227          | 8            | 3         | 19          | 13        | 42           | 15         | 29                    | 9          |
| 29           | A & N Islands                  | 24             | -            | 24           | -            | 1            | -         | 3           | -         | 7            | -          | 1                     | -          |
| 30           | Chandigarh                     | 17             | 1            | 10           | 2            | 1            | -         | 4           | -         | 21           | -          | 1                     | -          |
| 31           | D & N Haveli and Daman and Diu | 8              | -            | 21           | -            | 2            | -         | 3           | -         | 3            | -          | -                     | -          |
| 32           | Delhi                          | 193            | 16           | 19           | 1            | 1            | -         | 15          | -         | 71           | -          | 37                    | -          |
| 33           | Jammu and Kashmir              | 231            | 10           | 119          | 64           | 6            | 1         | 33          | -         | 126          | 14         | 23                    | -          |
| 34           | Ladakh                         | 7              | -            | 17           | -            | 1            | -         | 2           | -         | 10           | -          | 2                     | -          |
| 35           | Lakshadweep                    | 15             | 1            | 3            | -            | -            | -         | 1           | -         | -            | -          | -                     | -          |
| 36           | Puducherry                     | 53             | 2            | 7            | 1            | 1            | -         | 3           | 1         | 23           | 1          | -                     | 1          |
| <b>TOTAL</b> |                                | <b>15,545</b>  | <b>1,642</b> | <b>6,698</b> | <b>1,654</b> | <b>202</b>   | <b>24</b> | <b>776</b>  | <b>79</b> | <b>3,559</b> | <b>269</b> | <b>32,647</b>         | <b>250</b> |

# 461 Some building have two police stations offices.

TABLE 6.1.1-- NUMBER OF FORENSIC SCIENCE LABORATORIES / MOBILE FORENSIC SCIENCE VANS AVAILABLE WITH STATES/UTs

AS ON 01.01.2021

| Sl No.<br>(1) | STATES/UTs<br>(2) | NO. OF STATE FSLs<br>(3) | NO. OF REGIONAL FSLs<br>(4) | NO. OF FORENSIC UNIT/DMFUs<br>(5) |
|---------------|-------------------|--------------------------|-----------------------------|-----------------------------------|
| 1             | Andhra Pradesh    | 1                        | 5                           | 13                                |
| 2             | Arunachal Pradesh | 1                        | 0                           | 9                                 |
| 3             | Assam             | 1                        | 5                           | 7                                 |
| 4             | Bihar             | 1                        | 2(+9*)                      | 38                                |
| 5             | Chhattisgarh      | 1                        | 3                           | 9                                 |
| 6             | Goa               | 1                        | 0                           | 2                                 |
| 7             | Gujarat           | 1                        | 6                           | 46                                |
| 8             | Haryana           | 1                        | 4                           | 4                                 |
| 9             | Himachal Pradesh  | 1                        | 2                           | 3                                 |
| 10            | Jharkhand         | 1                        | 0                           | 18                                |
| 11            | Karnataka         | 1                        | 5                           | 15                                |
| 12            | Kerala            | 1                        | 3                           | 19                                |
| 13            | Madhya Pradesh    | 1                        | 4                           | 50                                |
| 14            | Maharashtra       | 1                        | 7                           | 50                                |
| 15            | Manipur           | 1                        | 0                           | 2                                 |
| 16            | Meghalaya         | 1                        | 0                           | 1                                 |
| 17            | Mizoram           | 1                        | 0                           | 0                                 |
| 18            | Nagaland          | 1                        | 0                           | 0                                 |
| 19            | Odisha            | 1                        | 3                           | 36                                |
| 20            | Punjab            | 1                        | 3                           | 19                                |
| 21            | Rajasthan         | 1                        | 6                           | 34                                |
| 22            | Sikkim            | 1                        | 0                           | 1                                 |
| 23            | Tamil Nadu        | 1                        | 10                          | 38                                |
| 24            | Telangana         | 1                        | 5                           | 0                                 |
| 25            | Tripura           | 1                        | 0                           | 5                                 |
| 26            | Uttar Pradesh     | 1                        | 4                           | 75                                |
| 27            | Uttarakhand       | 1                        | 1                           | 2                                 |
| 28            | West Bengal       | 1                        | 2                           | 5                                 |
| 29            | A & N Islands     | 1                        | 0(+1^)                      | 1                                 |
| 30            | Delhi             | 1                        | 1                           | 6                                 |
| 31            | J&K               | 1                        | 0                           | 20                                |
| 32            | Puducherry        | 1                        | 0                           | 1                                 |
| <b>Total</b>  |                   | <b>32</b>                | <b>81(+10)</b>              | <b>529</b>                        |

^1 RFSL in A&N Nicobar is under establishment.

\*9 RFSLs have also been approved and under establishment in Bihar State.

**CENTRAL FORENSIC SCIENCE LABORATORIES (UNDER DTE OF FORENSIC SCIENCE SERVICE, MHA, NEW DELHI)**

|              |                         |          |
|--------------|-------------------------|----------|
| 1            | Chandigarh (UT)         | 1        |
| 2            | Hyderabad (Telangana)   | 1        |
| 3            | Kolkata ( West Bengal)  | 1        |
| 4            | Bhopal (Madhya Pradesh) | 1        |
| 5            | Assam (Kamrup)          | 1        |
| 6            | Pune (Maharashtra)      | 1        |
| 7            | DELHI ( under CBI)      | 1        |
| <b>Total</b> |                         | <b>7</b> |

Source: Directorate of Forensic Science Services

TABLE 6.1.2 -- NUMBER OF SERVERS, COMPUTERS, LAPTOPS AVAILABLE WITH STATE/UT POLICE

AS ON 01.01.2021

| Sl. No.      | STATES/UTs                     | SERVERS      | PERSONAL COMPUTERS | LAPTOPS       |
|--------------|--------------------------------|--------------|--------------------|---------------|
| (1)          | (2)                            | (3)          | (4)                | (5)           |
| 1            | Andhra Pradesh                 | 34           | 8,267              | 243           |
| 2            | Arunachal Pradesh              | 6            | 1,281              | 46            |
| 3            | Assam                          | 89           | 266                | 6             |
| 4            | Bihar                          | 3            | 2,014              | 199           |
| 5            | Chhattisgarh                   | 36           | 4,420              | 115           |
| 6            | Goa                            | 42           | 399                | 400           |
| 7            | Gujarat                        | 90           | 11,788             | 782           |
| 8            | Haryana                        | 141          | 4,100              | 260           |
| 9            | Himachal Pradesh               | 98           | 1,699              | 140           |
| 10           | Jharkhand                      | 86           | 4,548              | 915           |
| 11           | Karnataka                      | 181          | 9,940              | 3,057         |
| 12           | Kerala                         | 16           | 8,274              | 4,065         |
| 13           | Madhya Pradesh                 | 102          | 21,279             | 2,462         |
| 14           | Maharashtra                    | 209          | 17,953             | 1,363         |
| 15           | Manipur                        | 31           | 350                | 30            |
| 16           | Meghalaya                      | 34           | 315                | 30            |
| 17           | Mizoram                        | 3            | 485                | 10            |
| 18           | Nagaland                       | 1            | 545                | 1             |
| 19           | Odisha                         | 105          | 4,880              | 464           |
| 20           | Punjab                         | 47           | 4,819              | 866           |
| 21           | Rajasthan                      | 40           | 9,033              | 421           |
| 22           | Sikkim                         | 10           | 271                | 70            |
| 23           | Tamil Nadu                     | 72           | 9,573              | 848           |
| 24           | Telangana                      | 51           | 3,716              | 277           |
| 25           | Tripura                        | 18           | 715                | 297           |
| 26           | Uttar Pradesh                  | 10           | 9,712              | 460           |
| 27           | Uttarakhand                    | 0            | 1,240              | 53            |
| 28           | West Bengal                    | 286          | 17,233             | 951           |
| 29           | A & N Islands                  | 13           | 403                | 50            |
| 30           | Chandigarh                     | 16           | 600                | 61            |
| 31           | D & N Haveli and Daman and Diu | 0            | 344                | 38            |
| 32           | Delhi                          | 113          | 8,226              | 99            |
| 33           | Jammu and Kashmir              | 39           | 3,081              | 119           |
| 34           | Ladakh                         | 12           | 245                | 23            |
| 35           | Lakshadweep                    | 8            | 92                 | 16            |
| 36           | Puducherry                     | 8            | 476                | 7             |
| <b>TOTAL</b> |                                | <b>2,050</b> | <b>172,582</b>     | <b>19,244</b> |

TABLE 6.1.3 -- NUMBER OF CCTV CAMERAS, SPEED GUNS &amp; BREATH ANALYZERS AVAILABLE WITH STATE/UT POLICE

AS ON 01.01.2021

| Sl. No.<br>(1) | STATES/UTs<br>(2)              | CCTV CAMERAS<br>(3) | SPEED GUNS<br>(4) | BREATH ANALYZERS<br>(5) |
|----------------|--------------------------------|---------------------|-------------------|-------------------------|
| 1              | Andhra Pradesh                 | 20,968              | 85                | 1,814                   |
| 2              | Arunachal Pradesh              | 50                  | 6                 | 6                       |
| 3              | Assam                          | 558                 | 6                 | 242                     |
| 4              | Bihar                          | 127                 | 43                | 1,436                   |
| 5              | Chhattisgarh                   | 2,296               | 50                | 676                     |
| 6              | Goa                            | 70                  | 4                 | 88                      |
| 7              | Gujarat                        | 13,451              | 46                | 3,486                   |
| 8              | Haryana                        | 1,934               | 40                | 541                     |
| 9              | Himachal Pradesh               | 1,211               | 63                | 460                     |
| 10             | Jharkhand                      | 1,103               | 4                 | 56                      |
| 11             | Karnataka                      | 1,586               | 122               | 1,521                   |
| 12             | Kerala                         | 965                 | 103               | 1,729                   |
| 13             | Madhya Pradesh                 | 31,199              | 41                | 1,156                   |
| 14             | Maharashtra                    | 24,076              | 183               | 1,887                   |
| 15             | Manipur                        | 64                  | -                 | 34                      |
| 16             | Meghalaya                      | 187                 | 9                 | 80                      |
| 17             | Mizoram                        | 384                 | 8                 | 253                     |
| 18             | Nagaland                       | 88                  | -                 | 1                       |
| 19             | Odisha                         | 780                 | 18                | 1,100                   |
| 20             | Punjab                         | 7,601               | 51                | 1,033                   |
| 21             | Rajasthan                      | 5,432               | 79                | 4,088                   |
| 22             | Sikkim                         | -                   | 1                 | 7                       |
| 23             | Tamil Nadu                     | 150,254             | 298               | 1,550                   |
| 24             | Telangana                      | 282,558             | 53                | 498                     |
| 25             | Tripura                        | 316                 | 13                | 141                     |
| 26             | Uttar Pradesh                  | 4,965               | 149               | 1,861                   |
| 27             | Uttarakhand                    | 965                 | 68                | 538                     |
| 28             | West Bengal                    | 7,663               | 204               | 710                     |
| 29             | A & N Islands                  | 126                 | 3                 | 35                      |
| 30             | Chandigarh                     | 350                 | 12                | 136                     |
| 31             | D & N Haveli and Daman and Diu | 152                 | 3                 | 29                      |
| 32             | Delhi                          | 7,194               | 110               | 699                     |
| 33             | Jammu and Kashmir              | 240                 | 12                | 116                     |
| 34             | Ladakh                         | -                   | -                 | 3                       |
| 35             | Lakshadweep                    | -                   | -                 | 15                      |
| 36             | Puducherry                     | 103                 | 1                 | 20                      |
| <b>TOTAL</b>   |                                | <b>5,69,016</b>     | <b>1,888</b>      | <b>28,045</b>           |

TABLE 6.1.4 -- NUMBER OF ANIMALS IN THE STATES/UTs POLICE

AS ON 01.01.2021

| Sl. No.<br>(1) | STATES/UTs<br>(2)                 | TRACKER DOGS<br>(3) | SNIFFER DOGS<br>(4) | HORSES<br>(5) | CAMELS<br>(6) | ANY OTHER<br>(7) | TOTAL<br>(8) |
|----------------|-----------------------------------|---------------------|---------------------|---------------|---------------|------------------|--------------|
| 1              | Andhra Pradesh                    | 42                  | 134                 | 0             | 0             | 16               | 192          |
| 2              | Arunachal Pradesh                 | 1                   | 6                   | 0             | 0             | 0                | 7            |
| 3              | Assam                             | 6                   | 12                  | 26            | 0             | 0                | 44           |
| 4              | Bihar                             | 25                  | 34                  | 80            | 0             | 23               | 162          |
| 5              | Chhattisgarh                      | 36                  | 55                  | 14            | 0             | 0                | 105          |
| 6              | Goa                               | 5                   | 6                   | 0             | 0             | 1                | 12           |
| 7              | Gujarat                           | 49                  | 58                  | 450           | 27            | 12               | 596          |
| 8              | Haryana                           | 16                  | 22                  | 37            | 0             | 0                | 75           |
| 9              | Himachal Pradesh                  | 3                   | 10                  | 6             | 0             | 0                | 19           |
| 10             | Jharkhand                         | 4                   | 15                  | 9             | 0             | 0                | 28           |
| 11             | Karnataka                         | 99                  | 107                 | 48            | 0             | 0                | 254          |
| 12             | Kerala                            | 45                  | 84                  | 25            | 0             | 17               | 171          |
| 13             | Madhya Pradesh                    | 53                  | 76                  | 132           | 0             | 0                | 261          |
| 14             | Maharashtra                       | 102                 | 194                 | 10            | 0             | 56               | 362          |
| 15             | Manipur                           | -                   | 6                   | 0             | 0             | 0                | 6            |
| 16             | Meghalaya                         | 2                   | 9                   | 0             | 0             | 0                | 11           |
| 17             | Mizoram                           | 3                   | 5                   | 0             | 0             | 0                | 8            |
| 18             | Nagaland                          | -                   | -                   | 0             | 0             | 0                | -            |
| 19             | Odisha                            | 14                  | 19                  | 0             | 0             | 0                | 33           |
| 20             | Punjab                            | 20                  | 82                  | 16            | 0             | 0                | 118          |
| 21             | Rajasthan                         | 17                  | 25                  | 132           | 0             | 0                | 174          |
| 22             | Sikkim                            | 1                   | 2                   | 0             | 0             | 0                | 3            |
| 23             | Tamil Nadu                        | 83                  | 112                 | 37            | 0             | 0                | 232          |
| 24             | Telangana                         | 62                  | 150                 | 40            | 0             | 2                | 254          |
| 25             | Tripura                           | 6                   | 9                   | 0             | 0             | 1                | 16           |
| 26             | Uttar Pradesh                     | 106                 | 87                  | 207           | 0             | 10               | 410          |
| 27             | Uttarakhand                       | 6                   | 16                  | 23            | 0             | 0                | 45           |
| 28             | West Bengal                       | 17                  | 59                  | 116           | 0             | 0                | 192          |
| 29             | A & N Islands                     | 2                   | 9                   | 0             | 0             | 0                | 11           |
| 30             | Chandigarh                        | 3                   | 10                  | 25            | 0             | 0                | 38           |
| 31             | D & N Haveli and<br>Daman and Diu | 1                   | 1                   | 1             | 0             | 0                | 3            |
| 32             | Delhi                             | 12                  | 57                  | 9             | 0             | 0                | 78           |
| 33             | Jammu and Kashmir                 | 11                  | 50                  | 9             | 0             | 6                | 76           |
| 34             | Ladakh                            | -                   | -                   | 0             | 0             | 0                | -            |
| 35             | Lakshadweep                       | -                   | -                   | 0             | 0             | 0                | -            |
| 36             | Puducherry                        | 3                   | 7                   | 0             | 0             | 1                | 11           |
| <b>TOTAL</b>   |                                   | <b>855</b>          | <b>1,528</b>        | <b>1,452</b>  | <b>27</b>     | <b>145</b>       | <b>4,007</b> |

TABLE 6.1.5 -- NUMBER OF ANIMALS IN THE CAPFs

AS ON 01.01.2021

| Sl. No.      | CENTRAL ARMED POLICE FORCE & SPECIALISED FORCE | TRACKER DOGS | SNIFFER DOGS | HORSES     | CAMELS     | ANY OTHER    | TOTAL        |
|--------------|--|--------------|--------------|------------|------------|--------------|--------------|
| (1)          | (2)  | (3)          | (4)          | (5)        | (6)        | (7)          | (8)          |
| 1            | Assam Rifles                                   | 37           | 126          | 41         | NA         | 40           | 244          |
| 2            | Border Security Force                          | 125          | 318          | 177        | 534        | 0            | 1,154        |
| 3            | Central Industrial Security Force              | 34           | 466          | NA         | NA         | NA           | 500          |
| 4            | Central Reserve Police Force                   | 61           | 208          | 0          | 0          | 772          | 1,041        |
| 5            | Indo-Tibetan Border Police                     | 12           | 149          | 57         | 0          | 397          | 615          |
| 6            | National Disaster Response Force @             | NA           | NA           | NA         | NA         | 171          | 171          |
| 7            | National Security Guards                       | 4            | 23           | 0          | 0          | 17           | 44           |
| 8            | Railway Protection Force                       | 107          | 286          | 0          | 0          | 0            | 393          |
| 9            | Sashastra Seema Bal                            | 67           | 224          | 17         | 0          | 21           | 329          |
| <b>TOTAL</b> |  | <b>447</b>   | <b>1,800</b> | <b>292</b> | <b>534</b> | <b>1,418</b> | <b>4,491</b> |

@ 171 are Search & Rescue (SAR) dogs / Canine

TABLE-- 6.1.6 -- NUMBER OF ACTUAL/EXISTING (RURAL +URBAN+ SPECIAL PURPOSE) POLICE STATIONS INSTALLED WITH CCTVS CAMERA IN STATES/UTs

AS ON 01.01.2021

| SL NO.       | STATE/UT                       | NUMBER OF ACTUAL/EXISTING RURAL POLICE STATIONS INSTALLED WITH CCTVS CAMERA. | NUMBER OF ACTUAL/EXISTING URBAN POLICE STATIONS INSTALLED WITH CCTVS CAMERA. | NUMBER OF ACTUAL/EXISTING SPECIAL PURPOSE POLICE STATIONS INSTALLED WITH CCTVS CAMERA. | TOTAL NUMBER OF ACTUAL/EXISTING (RURAL +URBAN+ SPECIAL PURPOSE) POLICE STATIONS INSTALLED WITH CCTVS CAMERA. |
|--------------|--------------------------------|--|--|--|--|
| (1)          | (2)                            | (3)  | (4)  | (5)  | (6)  |
| 1            | Andhra Pradesh                 | 508  | 88   | 4  | 600  |
| 2            | Arunachal Pradesh              | 45   | 43   | 5  | 93   |
| 3            | Assam                          | 102  | 144  | 19   | 265  |
| 4            | Bihar                          | 626  | 173  | 118  | 917  |
| 5            | Chhattisgarh                   | 325  | 78   | 27   | 430  |
| 6            | Goa                            | 15   | 7  | 0  | 22   |
| 7            | Gujarat                        | 446  | 100  | 76   | 622  |
| 8            | Haryana                        | 159  | 134  | 79   | 372  |
| 9            | Himachal Pradesh               | 74   | 47   | 15   | 136  |
| 10           | Jharkhand                      | NP   | NP   | NP   | NP   |
| 11           | Karnataka                      | 477  | 278  | 19   | 774  |
| 12           | Kerala                         | 372  | 102  | 23   | 497  |
| 13           | Madhya Pradesh                 | 320  | 258  | 96   | 674  |
| 14           | Maharashtra                    | 380  | 166  | 0  | 546  |
| 15           | Manipur                        | 0  | 0  | 0  | 0  |
| 16           | Meghalaya                      | 10   | 13   | 0  | 23   |
| 17           | Mizoram                        | 26   | 14   | 0  | 40   |
| 18           | Nagaland                       | 6  | 19   | 2  | 27   |
| 19           | Odisha                         | 362  | 174  | 90   | 626  |
| 20           | Punjab                         | 256  | 126  | 20   | 402  |
| 21           | Rajasthan                      | 0  | 1  | 0  | 1  |
| 22           | Sikkim                         | 6  | 6  | 1  | 13   |
| 23           | Tamil Nadu                     | 743  | 426  | 239  | 1408   |
| 24           | Telangana                      | 396  | 350  | 95   | 841  |
| 25           | Tripura                        | 42   | 32   | 0  | 74   |
| 26           | Uttar Pradesh                  | 967  | 504  | 0  | 1471   |
| 27           | Uttarakhand                    | NP   | NP   | NP   | NP   |
| 28           | West Bengal                    | 201  | 285  | 139  | 625  |
| 29           | A & N Islands                  | 0  | 0  | 16   | 16   |
| 30           | Chandigarh                     | 0  | 16   | 1  | 17   |
| 31           | D & N Haveli and Daman and Diu | 0  | 3  | 4  | 7  |
| 32           | Delhi                          | 0  | 163  | 29   | 192  |
| 33           | Jammu and Kashmir              | 13   | 36   | 2  | 51   |
| 34           | Ladakh                         | 0  | 0  | 0  | 0  |
| 35           | Lakshadweep                    | 0  | 0  | 0  | 0  |
| 36           | Puducherry                     | 16   | 14   | 25   | 55   |
| <b>Total</b> |                                | <b>6,893</b>   | <b>3,800</b>   | <b>1,144</b>   | <b>11,837</b>  |

NP:- NOT PROVIDED

TABLE 6.1.7-- NUMBER OF COMPANIES OF CENTRAL ARMED POLICE FORCES (BSF, CRPF, CISF, ITBP, ETC.) DEPLOYED IN THE STATES/UTs FOR OVER SIX MONTHS DURING CALENDAR YEAR 2020

AS ON 01.01.2021

| Sl. No.<br>(1) | STATES/UTs<br>(2)              | NUMBER OF COMPANIES<br>(3) |
|----------------|--------------------------------|----------------------------|
| 1              | Andhra Pradesh                 | 17                         |
| 2              | Arunachal Pradesh              | 23                         |
| 3              | Assam                          | 183                        |
| 4              | Bihar                          | 61                         |
| 5              | Chhattisgarh                   | 292                        |
| 6              | Goa                            | 0                          |
| 7              | Gujarat                        | 0                          |
| 8              | Haryana                        | 5                          |
| 9              | Himachal Pradesh               | 0                          |
| 10             | Jharkhand                      | 143                        |
| 11             | Karnataka                      | 0                          |
| 12             | Kerala                         | 0                          |
| 13             | Madhya Pradesh                 | 3                          |
| 14             | Maharashtra                    | 35                         |
| 15             | Manipur                        | 53                         |
| 16             | Meghalaya                      | 11                         |
| 17             | Mizoram                        | 49                         |
| 18             | Nagaland                       | 0                          |
| 19             | Odisha                         | 89                         |
| 20             | Punjab                         | 6                          |
| 21             | Rajasthan                      | 0                          |
| 22             | Sikkim                         | 2                          |
| 23             | Tamil Nadu                     | 0                          |
| 24             | Telangana                      | 15                         |
| 25             | Tripura                        | 79                         |
| 26             | Uttar Pradesh                  | 23                         |
| 27             | Uttarakhand                    | 0                          |
| 28             | West Bengal                    | 23                         |
| 29             | A & N Islands                  | 0                          |
| 30             | Chandigarh                     | 13                         |
| 31             | D & N Haveli and Daman and Diu | 0                          |
| 32             | Delhi                          | 166                        |
| 33             | Jammu and Kashmir              | 703                        |
| 34             | Ladakh                         | 4                          |
| 35             | Lakshadweep                    | 1                          |
| 36             | Puducherry                     | 0                          |
| <b>TOTAL</b>   |                                | <b>1,999</b>               |



TABLE 6.1.8-- NUMBER OF POLICE PERSONNEL DIRECTLY RECRUITED/ INDUCTED IN STATES/UTs DURING THE CALENDAR YEAR 2020

| Sl. No. | STATES/UTs                     | CONSTABLE     |                        |                       |            |            |               | HEAD CONSTABLE |                        |                       |          |           |              |
|---------|--------------------------------|---------------|------------------------|-----------------------|------------|------------|---------------|----------------|------------------------|-----------------------|----------|-----------|--------------|
|         |                                | CIVIL POLICE  | DISTRICT ARMED RESERVE | STATE ARMED BATTALION | IRB        | ANY OTHER  | TOTAL         | CIVIL POLICE   | DISTRICT ARMED RESERVE | STATE ARMED BATTALION | IRB      | ANY OTHER | TOTAL        |
| (1)     | (2)                            | (3)           | (4)                    | (5)                   | (6)        | (7)        | (8)           | (9)            | (10)                   | (11)                  | (12)     | (13)      | (14)         |
| 1       | Andhra Pradesh                 | -             | -                      | -                     | -          | -          | -             | -              | -                      | -                     | -        | -         | -            |
| 2       | Arunachal Pradesh              | -             | -                      | -                     | -          | -          | -             | -              | -                      | -                     | -        | -         | -            |
| 3       | Assam                          | -             | -                      | -                     | -          | -          | -             | -              | -                      | -                     | -        | -         | -            |
| 4       | Bihar                          | 717           | -                      | 35                    | -          | -          | 752           | -              | -                      | -                     | -        | -         | -            |
| 5       | Chhattisgarh                   | -             | -                      | -                     | -          | -          | -             | -              | -                      | -                     | -        | -         | -            |
| 6       | Goa                            | 2             | -                      | -                     | -          | -          | 2             | -              | -                      | -                     | -        | -         | -            |
| 7       | Gujarat                        | 828           | 1,657                  | -                     | -          | -          | 2,485         | -              | -                      | -                     | -        | -         | -            |
| 8       | Haryana                        | 500           | -                      | -                     | -          | -          | 500           | -              | -                      | -                     | -        | -         | -            |
| 9       | Himachal Pradesh               | -             | -                      | 40                    | 208        | -          | 248           | -              | -                      | -                     | -        | -         | -            |
| 10      | Jharkhand                      | -             | -                      | -                     | -          | -          | -             | -              | -                      | -                     | -        | -         | -            |
| 11      | Karnataka                      | 2,565         | 1,449                  | 2,556                 | 116        | -          | 6,686         | -              | -                      | -                     | -        | -         | -            |
| 12      | Kerala                         | -             | -                      | 656                   | -          | -          | 656           | -              | -                      | 9                     | -        | -         | 9            |
| 13      | Madhya Pradesh                 | -             | -                      | -                     | -          | -          | -             | -              | -                      | -                     | -        | -         | -            |
| 14      | Maharashtra                    | NA            | NA                     | NA                    | NA         | NA         | -             | NA             | NA                     | NA                    | NA       | NA        | -            |
| 15      | Manipur                        | 2             | -                      | -                     | 1          | -          | 3             | -              | -                      | -                     | -        | -         | -            |
| 16      | Meghalaya                      | -             | -                      | -                     | -          | -          | -             | -              | -                      | -                     | -        | -         | -            |
| 17      | Mizoram                        | -             | -                      | -                     | -          | -          | -             | -              | -                      | -                     | -        | -         | -            |
| 18      | Nagaland                       | -             | -                      | -                     | -          | -          | -             | -              | -                      | -                     | -        | -         | -            |
| 19      | Odisha                         | -             | -                      | -                     | -          | -          | -             | -              | -                      | -                     | -        | -         | -            |
| 20      | Punjab                         | 9             | -                      | -                     | -          | -          | 9             | -              | -                      | -                     | -        | -         | -            |
| 21      | Rajasthan                      | 111           | -                      | 9                     | 5          | -          | 125           | -              | -                      | -                     | -        | -         | -            |
| 22      | Sikkim                         | -             | -                      | -                     | -          | -          | -             | -              | -                      | -                     | -        | -         | -            |
| 23      | Tamil Nadu                     | -             | 2,410                  | 5,962                 | -          | 401        | 8,773         | -              | -                      | -                     | -        | -         | -            |
| 24      | Telangana                      | -             | -                      | -                     | -          | -          | -             | -              | -                      | -                     | -        | -         | -            |
| 25      | Tripura                        | -             | -                      | -                     | -          | -          | -             | -              | -                      | -                     | -        | -         | -            |
| 26      | Uttar Pradesh                  | 31,450        | -                      | 18,241                | -          | 8          | 49,699        | 1,099          | -                      | -                     | -        | -         | 1,099        |
| 27      | Uttarakhand                    | -             | -                      | -                     | -          | -          | -             | -              | -                      | -                     | -        | -         | -            |
| 28      | West Bengal                    | 2,335         | -                      | -                     | -          | -          | 2,335         | -              | -                      | -                     | -        | -         | -            |
| 29      | A & N Islands                  | -             | -                      | -                     | -          | -          | -             | -              | -                      | -                     | -        | -         | -            |
| 30      | Chandigarh                     | 7             | -                      | -                     | -          | -          | 7             | -              | -                      | -                     | -        | -         | -            |
| 31      | D & N Haveli and Daman and Diu | -             | -                      | -                     | -          | -          | -             | -              | -                      | -                     | -        | -         | -            |
| 32      | Delhi                          | -             | -                      | -                     | -          | 140        | 140           | -              | -                      | -                     | -        | 2         | 2            |
| 33      | Jammu and Kashmir              | 97            | -                      | -                     | -          | -          | 97            | -              | -                      | -                     | -        | -         | -            |
| 34      | Ladakh                         | -             | -                      | -                     | 3          | -          | 3             | -              | -                      | -                     | -        | -         | -            |
| 35      | Lakshadweep                    | -             | -                      | -                     | -          | -          | -             | -              | -                      | -                     | -        | -         | -            |
| 36      | Puducherry                     | -             | -                      | -                     | -          | -          | -             | -              | -                      | -                     | -        | -         | -            |
|         | <b>TOTAL</b>                   | <b>38,623</b> | <b>5,516</b>           | <b>27,499</b>         | <b>333</b> | <b>549</b> | <b>72,520</b> | <b>1,099</b>   | <b>-</b>               | <b>9</b>              | <b>-</b> | <b>2</b>  | <b>1,110</b> |

TABLE 6.1.8-- CONTINUED...

| Sl. No. | STATES/UTs                     | ASI/ RASI    |                        |                       |          |           |            | SI/RSI       |                        |                       |           |           |              |
|---------|--------------------------------|--------------|------------------------|-----------------------|----------|-----------|------------|--------------|------------------------|-----------------------|-----------|-----------|--------------|
|         |                                | CIVIL POLICE | DISTRICT ARMED RESERVE | STATE ARMED BATTALION | IRB      | ANY OTHER | TOTAL      | CIVIL POLICE | DISTRICT ARMED RESERVE | STATE ARMED BATTALION | IRB       | ANY OTHER | TOTAL        |
| (1)     | (2)                            | (15)         | (16)                   | (17)                  | (18)     | (19)      | (20)       | (21)         | (22)                   | (23)                  | (24)      | (25)      | (26)         |
| 1       | Andhra Pradesh                 | -            | -                      | -                     | -        | -         | -          | -            | -                      | -                     | -         | -         | -            |
| 2       | Arunachal Pradesh              | -            | -                      | -                     | -        | -         | -          | -            | -                      | -                     | -         | -         | -            |
| 3       | Assam                          | -            | -                      | -                     | -        | -         | -          | -            | -                      | -                     | -         | -         | -            |
| 4       | Bihar                          | -            | -                      | -                     | -        | -         | -          | -            | -                      | -                     | -         | -         | -            |
| 5       | Chhattisgarh                   | -            | -                      | -                     | -        | -         | -          | -            | -                      | -                     | -         | -         | -            |
| 6       | Goa                            | -            | -                      | -                     | -        | -         | -          | -            | -                      | -                     | -         | -         | -            |
| 7       | Gujarat                        | -            | -                      | -                     | -        | -         | -          | -            | -                      | -                     | -         | -         | -            |
| 8       | Haryana                        | -            | -                      | -                     | -        | -         | -          | -            | -                      | -                     | -         | -         | -            |
| 9       | Himachal Pradesh               | -            | -                      | -                     | -        | -         | -          | 5            | -                      | 1                     | 27        | -         | 33           |
| 10      | Jharkhand                      | -            | -                      | -                     | -        | -         | -          | -            | -                      | -                     | -         | -         | -            |
| 11      | Karnataka                      | -            | -                      | -                     | -        | -         | -          | 545          | 45                     | 40                    | -         | 77        | 707          |
| 12      | Kerala                         | -            | -                      | -                     | -        | -         | -          | -            | -                      | -                     | -         | -         | -            |
| 13      | Madhya Pradesh                 | -            | -                      | -                     | -        | -         | -          | -            | -                      | -                     | -         | -         | -            |
| 14      | Maharashtra                    | NA           | NA                     | NA                    | NA       | NA        | -          | NA           | NA                     | NA                    | NA        | NA        | -            |
| 15      | Manipur                        | -            | -                      | -                     | -        | -         | -          | 7            | -                      | -                     | -         | -         | 7            |
| 16      | Meghalaya                      | -            | -                      | -                     | -        | -         | -          | -            | -                      | -                     | -         | -         | -            |
| 17      | Mizoram                        | -            | -                      | -                     | -        | -         | -          | -            | -                      | -                     | -         | -         | -            |
| 18      | Nagaland                       | -            | -                      | -                     | -        | -         | -          | -            | -                      | -                     | -         | -         | -            |
| 19      | Odisha                         | -            | -                      | -                     | -        | -         | -          | -            | -                      | -                     | -         | -         | -            |
| 20      | Punjab                         | -            | -                      | -                     | -        | -         | -          | 1            | -                      | -                     | -         | -         | 1            |
| 21      | Rajasthan                      | -            | -                      | -                     | -        | -         | -          | -            | -                      | -                     | -         | -         | -            |
| 22      | Sikkim                         | -            | -                      | -                     | -        | -         | -          | 10           | -                      | -                     | -         | -         | 10           |
| 23      | Tamil Nadu                     | -            | -                      | -                     | -        | -         | -          | -            | -                      | -                     | -         | -         | -            |
| 24      | Telangana                      | -            | -                      | -                     | -        | -         | -          | -            | -                      | -                     | -         | -         | -            |
| 25      | Tripura                        | -            | -                      | -                     | -        | -         | -          | 41           | 2                      | -                     | -         | -         | 43           |
| 26      | Uttar Pradesh                  | -            | -                      | -                     | -        | -         | -          | 5,979        | -                      | 172                   | -         | -         | 6,151        |
| 27      | Uttarakhand                    | -            | -                      | -                     | -        | -         | -          | -            | -                      | -                     | -         | -         | -            |
| 28      | West Bengal                    | 169          | -                      | -                     | -        | -         | 169        | 1,216        | -                      | 315                   | -         | -         | 1,531        |
| 29      | A & N Islands                  | -            | -                      | -                     | -        | -         | -          | -            | -                      | -                     | -         | -         | -            |
| 30      | Chandigarh                     | -            | -                      | -                     | -        | -         | -          | -            | -                      | -                     | -         | -         | -            |
| 31      | D & N Haveli and Daman and Diu | -            | -                      | -                     | -        | -         | -          | -            | -                      | -                     | -         | -         | -            |
| 32      | Delhi                          | -            | -                      | -                     | -        | -         | -          | -            | -                      | -                     | -         | 20        | 20           |
| 33      | Jammu and Kashmir              | -            | -                      | -                     | -        | -         | -          | -            | -                      | -                     | -         | -         | -            |
| 34      | Ladakh                         | -            | -                      | -                     | -        | -         | -          | -            | -                      | -                     | -         | -         | -            |
| 35      | Lakshadweep                    | -            | -                      | -                     | -        | -         | -          | -            | -                      | -                     | -         | -         | -            |
| 36      | Puducherry                     | -            | -                      | -                     | -        | -         | -          | -            | -                      | -                     | -         | -         | -            |
|         | <b>TOTAL</b>                   | <b>169</b>   | <b>-</b>               | <b>-</b>              | <b>-</b> | <b>-</b>  | <b>169</b> | <b>7,804</b> | <b>47</b>              | <b>528</b>            | <b>27</b> | <b>97</b> | <b>8,503</b> |

TABLE 6.1.8-- CONTINUED...

| Sl. No. | STATES/UTs                     | ASP/DY.SP/ASST. COMMANDANT |                        |                       |          |           |            | ANY OTHER    |                        |                       |          |           |              |
|---------|--------------------------------|----------------------------|------------------------|-----------------------|----------|-----------|------------|--------------|------------------------|-----------------------|----------|-----------|--------------|
|         |                                | CIVIL PO-LICE              | DISTRICT ARMED RESERVE | STATE ARMED BATTALION | IRB      | ANY OTHER | TOTAL      | CIVIL POLICE | DISTRICT ARMED RESERVE | STATE ARMED BATTALION | IRB      | ANY OTHER | TOTAL        |
| (1)     | (2)                            | (27)                       | (28)                   | (29)                  | (30)     | (31)      | (32)       | (33)         | (34)                   | (35)                  | (36)     | (37)      | (38)         |
| 1       | Andhra Pradesh                 | -                          | -                      | -                     | -        | -         | -          | -            | -                      | -                     | -        | 49        | 49           |
| 2       | Arunachal Pradesh              | 16                         | -                      | -                     | -        | -         | 16         | -            | -                      | -                     | -        | -         | -            |
| 3       | Assam                          | -                          | -                      | -                     | -        | -         | -          | -            | -                      | -                     | -        | -         | -            |
| 4       | Bihar                          | 6                          | -                      | -                     | -        | -         | 6          | -            | -                      | -                     | -        | -         | -            |
| 5       | Chhattisgarh                   | -                          | -                      | -                     | -        | -         | -          | -            | -                      | -                     | -        | -         | -            |
| 6       | Goa                            | -                          | -                      | -                     | -        | -         | -          | -            | -                      | -                     | -        | -         | -            |
| 7       | Gujarat                        | 1                          | -                      | -                     | -        | -         | 1          | -            | -                      | -                     | -        | -         | -            |
| 8       | Haryana                        | 7                          | -                      | -                     | -        | -         | 7          | -            | -                      | -                     | -        | -         | -            |
| 9       | Himachal Pradesh               | -                          | -                      | -                     | -        | -         | -          | -            | -                      | -                     | -        | -         | -            |
| 10      | Jharkhand                      | -                          | -                      | -                     | -        | -         | -          | -            | -                      | -                     | -        | -         | -            |
| 11      | Karnataka                      | -                          | -                      | -                     | -        | -         | -          | -            | -                      | -                     | -        | -         | -            |
| 12      | Kerala                         | -                          | -                      | -                     | -        | -         | -          | -            | -                      | -                     | -        | -         | -            |
| 13      | Madhya Pradesh                 | -                          | -                      | -                     | -        | -         | -          | -            | -                      | -                     | -        | -         | -            |
| 14      | Maharashtra                    | NA                         | NA                     | NA                    | NA       | NA        | -          | NA           | NA                     | NA                    | NA       | NA        | -            |
| 15      | Manipur                        | -                          | -                      | -                     | -        | -         | -          | -            | -                      | -                     | -        | -         | -            |
| 16      | Meghalaya                      | -                          | -                      | -                     | -        | -         | -          | -            | -                      | -                     | -        | -         | -            |
| 17      | Mizoram                        | -                          | -                      | -                     | -        | -         | -          | -            | -                      | -                     | -        | -         | -            |
| 18      | Nagaland                       | 2                          | -                      | -                     | -        | -         | 2          | -            | -                      | -                     | -        | -         | -            |
| 19      | Odisha                         | 15                         | -                      | -                     | -        | -         | 15         | -            | -                      | -                     | -        | -         | -            |
| 20      | Punjab                         | 23                         | -                      | -                     | -        | 4         | 27         | -            | -                      | -                     | -        | -         | -            |
| 21      | Rajasthan                      | 6                          | -                      | -                     | -        | -         | 6          | -            | -                      | -                     | -        | -         | -            |
| 22      | Sikkim                         | -                          | -                      | -                     | -        | -         | -          | -            | -                      | -                     | -        | -         | -            |
| 23      | Tamil Nadu                     | -                          | -                      | -                     | -        | -         | -          | -            | -                      | -                     | -        | -         | -            |
| 24      | Telangana                      | -                          | -                      | -                     | -        | -         | -          | -            | -                      | -                     | -        | -         | -            |
| 25      | Tripura                        | 10                         | -                      | -                     | -        | -         | 10         | -            | -                      | -                     | -        | -         | -            |
| 26      | Uttar Pradesh                  | 61                         | -                      | -                     | -        | -         | 61         | 1,137        | -                      | 571                   | -        | -         | 1,708        |
| 27      | Uttarakhand                    | 18                         | -                      | -                     | -        | -         | 18         | -            | -                      | -                     | -        | -         | -            |
| 28      | West Bengal                    | 14                         | -                      | -                     | -        | -         | 14         | -            | -                      | -                     | -        | 34        | 34           |
| 29      | A & N Islands                  | -                          | -                      | -                     | -        | -         | -          | -            | -                      | -                     | -        | -         | -            |
| 30      | Chandigarh                     | -                          | -                      | -                     | -        | -         | -          | -            | -                      | -                     | -        | -         | -            |
| 31      | D & N Haveli and Daman and Diu | -                          | -                      | -                     | -        | -         | -          | -            | -                      | -                     | -        | -         | -            |
| 32      | Delhi                          | -                          | -                      | -                     | -        | -         | -          | -            | -                      | -                     | -        | -         | -            |
| 33      | Jammu and Kashmir              | -                          | -                      | -                     | -        | -         | -          | 20           | -                      | 21                    | -        | -         | 41           |
| 34      | Ladakh                         | -                          | -                      | -                     | -        | -         | -          | -            | -                      | -                     | -        | -         | -            |
| 35      | Lakshadweep                    | -                          | -                      | -                     | -        | -         | -          | -            | -                      | -                     | -        | -         | -            |
| 36      | Puducherry                     | -                          | -                      | -                     | -        | -         | -          | -            | -                      | -                     | -        | -         | -            |
|         | <b>TOTAL</b>                   | <b>179</b>                 | <b>-</b>               | <b>-</b>              | <b>-</b> | <b>4</b>  | <b>183</b> | <b>1,157</b> | <b>-</b>               | <b>592</b>            | <b>-</b> | <b>83</b> | <b>1,832</b> |

TABLE 6.1.9 -- NUMBER OF POLICE PERSONNEL DIRECTLY RECRUITED/ INDUCTED IN CAPFs DURING CALENDAR YEAR 2020

| Sl. No.      | CENTRAL ARMED POLICE FORCE & SPECIALISED FORCE | CONSTABLES   |              |              | HEAD CONSTABLE |              |           | A.S.I        |              |           |
|--------------|--|--------------|--------------|--------------|----------------|--------------|-----------|--------------|--------------|-----------|
|              |  | GENERAL DUTY | OTHER TRADES | TOTAL        | GENERAL DUTY   | OTHER TRADES | TOTAL     | GENERAL DUTY | OTHER TRADES | TOTAL     |
| (1)          | (2)  | (3)          | (4)          | (5)          | (6)            | (7)          | (8)       | (9)          | (10)         | (11)      |
| 1            | Assam Rifles                                   | 53           | 51           | 104          | NA             | 15           | 15        | NA           | 6            | 6         |
| 2            | Border Security Force                          | 161          | 1,767        | 1,928        | -              | -            | -         | -            | -            | -         |
| 3            | Central Industrial Security Force              | 20           | 60           | 80           | NA             | 23           | 23        | 2            | NA           | 2         |
| 4            | Central Reserve Police Force                   | 67           | 10           | 77           | 0              | -            | -         | -            | -            | -         |
| 5            | Indo-Tibetan Border Police                     | 24           | 11           | 35           | 4              | -            | 4         | -            | -            | -         |
| 6            | National Disaster Response Force #             | NA           | NA           | -            | NA             | NA           | -         | NA           | NA           | -         |
| 7            | National Security Guards #                     | NA           | NA           | -            | NA             | NA           | -         | NA           | NA           | -         |
| 8            | Railway Protection Force                       | 6,236        | 262          | 6,498        | -              | -            | -         | -            | -            | -         |
| 9            | Sashastra Seema Bal                            | 4            | -            | 4            | -              | -            | -         | -            | 11           | 11        |
| <b>TOTAL</b> |  | <b>6,565</b> | <b>2,161</b> | <b>8,726</b> | <b>4</b>       | <b>38</b>    | <b>42</b> | <b>2</b>     | <b>17</b>    | <b>19</b> |

# Note:- NDRF & NSG is deputationist force. Therefore, no recruitment/promotion is being carried out by NDRF & NSG

TABLE 6.1.9 – CONTINUED...

| Sl. No.      | CENTRAL ARMED POLICE FORCE & SPECIALISED FORCE | S.I          |              |            | ASST COMMANDANT |              |            |
|--------------|--|--------------|--------------|------------|-----------------|--------------|------------|
|              |  | GENERAL DUTY | OTHER TRADES | TOTAL      | GENERAL DUTY    | OTHER TRADES | TOTAL      |
| (1)          | (2)  | (12)         | (13)         | (14)       | (15)            | (16)         | (17)       |
| 1            | Assam Rifles                                   | NA           | NA           | -          | NA              | NA           | -          |
| 2            | Border Security Force                          | -            | -            | -          | 99              | 90           | 189        |
| 3            | Central Industrial Security Force              | 1            | NA           | 1          | 63              | NA           | 63         |
| 4            | Central Reserve Police Force                   | -            | -            | -          | -               | 102          | 102        |
| 5            | Indo-Tibetan Border Police                     | -            | -            | -          | -               | 93           | 93         |
| 6            | National Disaster Response Force #             | NA           | NA           | -          | NA              | NA           | -          |
| 7            | National Security Guards #                     | NA           | NA           | -          | NA              | NA           | -          |
| 8            | Railway Protection Force                       | 871          | -            | 871        | 4               | -            | 4          |
| 9            | Sashastra Seema Bal                            | -            | 3            | 3          | 41              | 30           | 71         |
| <b>TOTAL</b> |  | <b>872</b>   | <b>3</b>     | <b>875</b> | <b>207</b>      | <b>315</b>   | <b>522</b> |

# Note:- NDRF & NSG is deputationist force. Therefore, no recruitment/promotion is being carried out by NDRF & NSG

TABLE 6.1.10– NUMBER OF NEWLY RECRUITED POLICE PERSONNEL TRAINED IN STATES/UTs DURING THE CALENDAR YEAR 2020 (TENTATIVE)

| Sl. No.      | STATES/UTs                     | CONSTABLE     |                        |                       |              |              |               | HEAD CONSTABLE |                        |                       |            |           |              |
|--------------|--------------------------------|---------------|------------------------|-----------------------|--------------|--------------|---------------|----------------|------------------------|-----------------------|------------|-----------|--------------|
|              |                                | CIVIL POLICE  | DISTRICT ARMED RESERVE | STATE ARMED BATTALION | IRB          | ANY OTHER    | TOTAL         | CIVIL POLICE   | DISTRICT ARMED RESERVE | STATE ARMED BATTALION | IRB        | ANY OTHER | TOTAL        |
| (1)          | (2)                            | (3)           | (4)                    | (5)                   | (6)          | (7)          | (8)           | (9)            | (10)                   | (11)                  | (12)       | (13)      | (14)         |
| 1            | Andhra Pradesh                 | 1,086         | 259                    | -                     | -            | 226          | 1,571         | -              | -                      | -                     | -          | -         | -            |
| 2            | Arunachal Pradesh              | -             | -                      | -                     | -            | -            | -             | -              | -                      | -                     | -          | -         | -            |
| 3            | Assam                          | -             | 128                    | 89                    | -            | -            | 217           | -              | -                      | -                     | -          | -         | -            |
| 4            | Bihar                          | 10,690        | -                      | -                     | -            | -            | 10,690        | 1,844          | -                      | -                     | -          | -         | 1,844        |
| 5            | Chhattisgarh                   | 330           | -                      | 680                   | 489          | -            | 1,499         | 87             | -                      | -                     | -          | 60        | 147          |
| 6            | Goa                            | -             | -                      | -                     | -            | -            | -             | -              | -                      | -                     | -          | -         | -            |
| 7            | Gujarat                        | 708           | 759                    | 929                   | -            | -            | 2,396         | -              | -                      | -                     | -          | -         | -            |
| 8            | Haryana                        | 2,353         | -                      | 3,304                 | 184          | -            | 5,841         | -              | -                      | -                     | -          | -         | -            |
| 9            | Himachal Pradesh               | -             | -                      | 200                   | 744          | -            | 944           | -              | -                      | -                     | -          | -         | -            |
| 10           | Jharkhand                      | 14            | -                      | 521                   | 2,594        | 498          | 3,627         | 1              | 543                    | 620                   | 538        | -         | 1,702        |
| 11           | Karnataka                      | 3,130         | 2,092                  | -                     | -            | 1,232        | 6,454         | -              | -                      | -                     | -          | -         | -            |
| 12           | Kerala                         | -             | -                      | 640                   | -            | -            | 640           | -              | -                      | -                     | -          | -         | -            |
| 13           | Madhya Pradesh                 | 2,587         | -                      | 25                    | -            | -            | 2,612         | -              | -                      | -                     | -          | -         | -            |
| 14           | Maharashtra                    | NA            | NA                     | NA                    | NA           | NA           | -             | NA             | NA                     | NA                    | NA         | NA        | -            |
| 15           | Manipur                        | 2,067         | -                      | 275                   | 400          | -            | 2,742         | -              | -                      | -                     | -          | -         | -            |
| 16           | Meghalaya                      | 55            | 24                     | 23                    | 132          | 28           | 262           | -              | -                      | -                     | -          | -         | -            |
| 17           | Mizoram                        | -             | -                      | -                     | -            | -            | -             | -              | -                      | -                     | -          | -         | -            |
| 18           | Nagaland                       | -             | -                      | -                     | -            | -            | -             | -              | -                      | -                     | -          | -         | -            |
| 19           | Odisha                         | 266           | 42                     | 1,737                 | 40           | -            | 2,085         | -              | -                      | -                     | -          | -         | -            |
| 20           | Punjab                         | 289           | -                      | 43                    | 44           | 484          | 860           | -              | -                      | -                     | -          | -         | -            |
| 21           | Rajasthan                      | 726           | -                      | 171                   | -            | -            | 897           | -              | -                      | -                     | -          | -         | -            |
| 22           | Sikkim                         | -             | -                      | -                     | -            | -            | -             | -              | -                      | -                     | -          | -         | -            |
| 23           | Tamil Nadu                     | -             | 2,329                  | 5,389                 | -            | -            | 7,718         | -              | -                      | -                     | -          | -         | -            |
| 24           | Telangana                      | 5,045         | 3,963                  | -                     | -            | 202          | 9,210         | -              | -                      | -                     | -          | -         | -            |
| 25           | Tripura                        | 9             | -                      | -                     | -            | -            | 9             | -              | -                      | -                     | -          | -         | -            |
| 26           | Uttar Pradesh                  | 14,122        | -                      | 578                   | -            | -            | 14,700        | 2,161          | -                      | -                     | -          | -         | 2,161        |
| 27           | Uttarakhand                    | -             | 14                     | 4                     | -            | 17           | 35            | -              | -                      | -                     | -          | -         | -            |
| 28           | West Bengal                    | 1,903         | -                      | -                     | 8            | -            | 1,911         | -              | -                      | -                     | -          | -         | -            |
| 29           | A & N Islands                  | 57            | -                      | -                     | -            | -            | 57            | -              | -                      | -                     | -          | -         | -            |
| 30           | Chandigarh                     | 42            | -                      | -                     | -            | -            | 42            | -              | -                      | -                     | -          | -         | -            |
| 31           | D & N Haveli and Daman and Diu | 48            | -                      | -                     | -            | 12           | 60            | -              | -                      | -                     | -          | -         | -            |
| 32           | Delhi                          | 1,344         | -                      | -                     | -            | -            | 1,344         | -              | -                      | -                     | -          | -         | -            |
| 33           | Jammu and Kashmir              | 730           | -                      | 913                   | -            | -            | 1,643         | -              | -                      | -                     | -          | -         | -            |
| 34           | Ladakh                         | -             | -                      | -                     | -            | -            | -             | -              | -                      | -                     | -          | -         | -            |
| 35           | Lakshadweep                    | -             | -                      | -                     | -            | -            | -             | -              | -                      | -                     | -          | -         | -            |
| 36           | Puducherry                     | 11            | -                      | -                     | -            | -            | 11            | 31             | -                      | -                     | -          | -         | 31           |
| <b>TOTAL</b> |                                | <b>47,612</b> | <b>9,610</b>           | <b>15,521</b>         | <b>4,635</b> | <b>2,699</b> | <b>80,077</b> | <b>4,124</b>   | <b>543</b>             | <b>620</b>            | <b>538</b> | <b>60</b> | <b>5,885</b> |

TABLE 6.1.10-- CONTINUED...

| Sl. No. | STATES/UTs                     | ASI/ RASI    |                        |                        |          |           |              | SI/RSI       |                        |                        |           |              |               |
|---------|--------------------------------|--------------|------------------------|------------------------|----------|-----------|--------------|--------------|------------------------|------------------------|-----------|--------------|---------------|
|         |                                | CIVIL POLICE | DISTRICT ARMED RESERVE | STATE ARMED BATTAL-ION | IRB      | ANY OTHER | TOTAL        | CIVIL POLICE | DISTRICT ARMED RESERVE | STATE ARMED BATTAL-ION | IRB       | ANY OTHER    | TOTAL         |
| (1)     | (2)                            | (15)         | (16)                   | (17)                   | (18)     | (19)      | (20)         | (21)         | (22)                   | (23)                   | (24)      | (25)         | (26)          |
| 1       | Andhra Pradesh                 | -            | -                      | -                      | -        | -         | -            | 138          | 69                     | -                      | -         | 66           | 273           |
| 2       | Arunachal Pradesh              | -            | -                      | -                      | -        | -         | -            | -            | -                      | -                      | -         | -            | -             |
| 3       | Assam                          | -            | -                      | -                      | -        | -         | -            | 349          | -                      | -                      | -         | -            | 349           |
| 4       | Bihar                          | -            | -                      | -                      | -        | -         | -            | 1,609        | -                      | -                      | -         | -            | 1,609         |
| 5       | Chhattisgarh                   | 44           | -                      | -                      | -        | -         | 44           | 1            | -                      | -                      | -         | 11           | 12            |
| 6       | Goa                            | -            | -                      | -                      | -        | -         | -            | 20           | -                      | -                      | -         | -            | 20            |
| 7       | Gujarat                        | 19           | -                      | -                      | -        | 9         | 28           | 12           | 7                      | -                      | -         | 12           | 31            |
| 8       | Haryana                        | -            | -                      | -                      | -        | 2         | 2            | 427          | -                      | -                      | -         | -            | 427           |
| 9       | Himachal Pradesh               | -            | -                      | -                      | -        | -         | -            | -            | -                      | 5                      | 10        | -            | 15            |
| 10      | Jharkhand                      | 7            | 2,096                  | -                      | -        | -         | 2,103        | 2,504        | 719                    | -                      | -         | 61           | 3,284         |
| 11      | Karnataka                      | -            | -                      | -                      | -        | -         | -            | 267          | 62                     | 27                     | -         | 52           | 408           |
| 12      | Kerala                         | -            | -                      | -                      | -        | -         | -            | -            | -                      | -                      | -         | -            | -             |
| 13      | Madhya Pradesh                 | -            | -                      | -                      | -        | -         | -            | 400          | -                      | -                      | -         | 740          | 1,140         |
| 14      | Maharashtra                    | NA           | NA                     | NA                     | NA       | NA        | -            | NA           | NA                     | NA                     | NA        | NA           | -             |
| 15      | Manipur                        | 3            | -                      | -                      | -        | -         | 3            | 10           | -                      | -                      | -         | -            | 10            |
| 16      | Meghalaya                      | -            | -                      | -                      | -        | -         | -            | 5            | 1                      | 6                      | 4         | -            | 16            |
| 17      | Mizoram                        | -            | -                      | -                      | -        | -         | -            | 2            | -                      | -                      | -         | -            | 2             |
| 18      | Nagaland                       | -            | -                      | -                      | -        | -         | -            | 15           | -                      | -                      | -         | -            | 15            |
| 19      | Odisha                         | -            | -                      | -                      | -        | -         | -            | 316          | 24                     | -                      | -         | -            | 340           |
| 20      | Punjab                         | -            | -                      | 3                      | -        | -         | 3            | 9            | -                      | 17                     | -         | -            | 26            |
| 21      | Rajasthan                      | -            | -                      | -                      | -        | -         | -            | 1            | -                      | 1                      | -         | -            | 2             |
| 22      | Sikkim                         | -            | -                      | -                      | -        | -         | -            | 10           | -                      | -                      | -         | -            | 10            |
| 23      | Tamil Nadu                     | -            | -                      | -                      | -        | -         | -            | -            | -                      | -                      | -         | -            | -             |
| 24      | Telangana                      | -            | -                      | -                      | -        | -         | -            | 662          | 274                    | 175                    | -         | 53           | 1,164         |
| 25      | Tripura                        | -            | -                      | -                      | -        | -         | -            | 41           | 2                      | -                      | -         | -            | 43            |
| 26      | Uttar Pradesh                  | -            | -                      | -                      | -        | -         | -            | 13           | -                      | -                      | -         | -            | 13            |
| 27      | Uttarakhand                    | -            | -                      | -                      | -        | -         | -            | 1            | -                      | -                      | -         | -            | 1             |
| 28      | West Bengal                    | -            | -                      | -                      | -        | -         | -            | 1,075        | -                      | 303                    | -         | -            | 1,378         |
| 29      | A & N Islands                  | -            | -                      | -                      | -        | -         | -            | 15           | -                      | -                      | -         | -            | 15            |
| 30      | Chandigarh                     | -            | -                      | -                      | -        | -         | -            | -            | -                      | -                      | -         | -            | -             |
| 31      | D & N Haveli and Daman and Diu | -            | -                      | -                      | -        | 1         | 1            | -            | -                      | -                      | -         | -            | -             |
| 32      | Delhi                          | 1            | -                      | -                      | -        | -         | 1            | -            | -                      | -                      | -         | -            | -             |
| 33      | Jammu and Kashmir              | -            | -                      | -                      | -        | -         | -            | 470          | -                      | 113                    | -         | 27           | 610           |
| 34      | Ladakh                         | -            | -                      | -                      | -        | -         | -            | -            | -                      | -                      | 7         | -            | 7             |
| 35      | Lakshadweep                    | -            | -                      | -                      | -        | -         | -            | -            | -                      | -                      | -         | -            | -             |
| 36      | Puducherry                     | 9            | -                      | -                      | -        | -         | 9            | -            | -                      | -                      | -         | -            | -             |
|         | <b>TOTAL</b>                   | <b>83</b>    | <b>2,096</b>           | <b>3</b>               | <b>-</b> | <b>12</b> | <b>2,194</b> | <b>8,372</b> | <b>1,158</b>           | <b>647</b>             | <b>21</b> | <b>1,022</b> | <b>11,220</b> |

TABLE 6.1.10-- CONTINUED...

| Sl. No.      | STATES/UTs                     | ASP/DY.SP/ASSTT. COMMANDANT |                        |                       |          |           |            | ANY OTHER    |                        |                       |          |            |              |
|--------------|--------------------------------|-----------------------------|------------------------|-----------------------|----------|-----------|------------|--------------|------------------------|-----------------------|----------|------------|--------------|
|              |                                | CIVIL POLICE                | DISTRICT ARMED RESERVE | STATE ARMED BATTALION | IRB      | ANY OTHER | TOTAL      | CIVIL POLICE | DISTRICT ARMED RESERVE | STATE ARMED BATTALION | IRB      | ANY OTHER  | TOTAL        |
| (1)          | (2)                            | (27)                        | (28)                   | (29)                  | (30)     | (31)      | (32)       | (33)         | (34)                   | (35)                  | (36)     | (37)       | (38)         |
| 1            | Andhra Pradesh                 | 25                          | -                      | -                     | -        | -         | 25         | -            | -                      | -                     | -        | -          | -            |
| 2            | Arunachal Pradesh              | -                           | -                      | -                     | -        | -         | -          | -            | -                      | -                     | -        | -          | -            |
| 3            | Assam                          | 3                           | -                      | -                     | -        | -         | 3          | -            | -                      | -                     | -        | 6          | 6            |
| 4            | Bihar                          | 143                         | -                      | -                     | -        | -         | 143        | -            | -                      | -                     | -        | -          | -            |
| 5            | Chhattisgarh                   | 56                          | -                      | -                     | -        | -         | 56         | -            | -                      | -                     | -        | -          | -            |
| 6            | Goa                            | -                           | -                      | -                     | -        | -         | -          | -            | -                      | -                     | -        | -          | -            |
| 7            | Gujarat                        | 29                          | -                      | -                     | -        | -         | 29         | 97           | -                      | -                     | -        | -          | 97           |
| 8            | Haryana                        | 6                           | -                      | -                     | -        | -         | 6          | -            | -                      | -                     | 4        | 64         | 68           |
| 9            | Himachal Pradesh               | 3                           | -                      | -                     | -        | -         | 3          | -            | -                      | -                     | -        | -          | -            |
| 10           | Jharkhand                      | 6                           | 106                    | -                     | -        | 4         | 116        | -            | -                      | -                     | -        | 8          | 8            |
| 11           | Karnataka                      | 17                          | -                      | -                     | -        | 32        | 49         | -            | -                      | -                     | -        | -          | -            |
| 12           | Kerala                         | -                           | -                      | -                     | -        | -         | -          | -            | -                      | -                     | -        | -          | -            |
| 13           | Madhya Pradesh                 | 85                          | -                      | -                     | -        | -         | 85         | -            | -                      | -                     | -        | -          | -            |
| 14           | Maharashtra                    | NA                          | NA                     | NA                    | NA       | NA        | -          | NA           | NA                     | NA                    | NA       | NA         | -            |
| 15           | Manipur                        | -                           | -                      | -                     | -        | -         | -          | -            | -                      | -                     | -        | -          | -            |
| 16           | Meghalaya                      | -                           | -                      | -                     | -        | -         | -          | -            | -                      | -                     | -        | -          | -            |
| 17           | Mizoram                        | -                           | -                      | -                     | -        | -         | -          | -            | -                      | -                     | -        | -          | -            |
| 18           | Nagaland                       | 1                           | -                      | -                     | -        | -         | 1          | -            | -                      | -                     | -        | -          | -            |
| 19           | Odisha                         | 13                          | -                      | -                     | -        | -         | 13         | -            | -                      | -                     | -        | -          | -            |
| 20           | Punjab                         | -                           | -                      | 21                    | 5        | -         | 26         | -            | -                      | -                     | -        | -          | -            |
| 21           | Rajasthan                      | 65                          | -                      | -                     | -        | -         | 65         | -            | -                      | -                     | -        | -          | -            |
| 22           | Sikkim                         | -                           | -                      | -                     | -        | -         | -          | -            | -                      | -                     | -        | -          | -            |
| 23           | Tamil Nadu                     | -                           | -                      | -                     | -        | -         | -          | -            | -                      | -                     | -        | -          | -            |
| 24           | Telangana                      | -                           | -                      | -                     | -        | -         | -          | -            | -                      | -                     | -        | -          | -            |
| 25           | Tripura                        | 10                          | -                      | -                     | -        | -         | 10         | -            | -                      | -                     | -        | -          | -            |
| 26           | Uttar Pradesh                  | 66                          | -                      | -                     | -        | -         | 66         | 1,486        | -                      | 97                    | -        | -          | 1,583        |
| 27           | Uttarakhand                    | 18                          | -                      | -                     | -        | -         | 18         | -            | -                      | -                     | -        | 24         | 24           |
| 28           | West Bengal                    | 18                          | -                      | -                     | -        | -         | 18         | -            | -                      | -                     | -        | -          | -            |
| 29           | A & N Islands                  | -                           | -                      | -                     | -        | -         | -          | -            | -                      | -                     | -        | -          | -            |
| 30           | Chandigarh                     | -                           | -                      | -                     | -        | -         | -          | -            | -                      | -                     | -        | -          | -            |
| 31           | D & N Haveli and Daman and Diu | -                           | -                      | -                     | -        | -         | -          | -            | -                      | -                     | -        | -          | -            |
| 32           | Delhi                          | 10                          | -                      | -                     | -        | -         | 10         | 37           | -                      | -                     | -        | -          | 37           |
| 33           | Jammu and Kashmir              | 3                           | -                      | -                     | -        | -         | 3          | -            | -                      | -                     | -        | -          | -            |
| 34           | Ladakh                         | -                           | -                      | -                     | -        | -         | -          | -            | -                      | -                     | -        | -          | -            |
| 35           | Lakshadweep                    | -                           | -                      | -                     | -        | -         | -          | -            | -                      | -                     | -        | -          | -            |
| 36           | Puducherry                     | -                           | -                      | -                     | -        | -         | -          | -            | -                      | -                     | -        | -          | -            |
| <b>TOTAL</b> |                                | <b>577</b>                  | <b>106</b>             | <b>21</b>             | <b>5</b> | <b>36</b> | <b>745</b> | <b>1,620</b> | <b>-</b>               | <b>97</b>             | <b>4</b> | <b>102</b> | <b>1,823</b> |



TABLE 6.2.1 – NUMBER OF DIRECTLY RECRUITED/ INDUCTED CAPFs PERSONNEL TRAINED DURING CALENDAR YEAR 2020 (TENTATIVE)

| Sl. No.      | CENTRAL ARMED POLICE FORCE & SPECIALISED FORCE | CONSTABLE    |              |               | HEAD CONSTABLE |              |            | A.S.I        |              |            |
|--------------|--|--------------|--------------|---------------|----------------|--------------|------------|--------------|--------------|------------|
|              |  | GENERAL DUTY | OTHER TRADES | TOTAL         | GENERAL DUTY   | OTHER TRADES | TOTAL      | GENERAL DUTY | OTHER TRADES | TOTAL      |
| (1)          | (2)  | (3)          | (4)          | (5)           | (6)            | (7)          | (8)        | (9)          | (10)         | (11)       |
| 1            | Assam Rifles                                   | 179          | 310          | 489           | 1              | 21           | 22         | NA           | 34           | 34         |
| 2            | Border Security Force                          | 685          | 847          | 1,532         | 0              | -            | -          | -            | -            | -          |
| 3            | Central Industrial Security Force              | 266          | 390          | 656           | NA             | NA           | -          | 679          | NA           | 679        |
| 4            | Central Reserve Police Force                   | 496          | -            | 496           | 0              | -            | -          | -            | -            | -          |
| 5            | Indo-Tibetan Border Police                     | 95           | 187          | 282           | 0              | 285          | 285        | -            | 12           | 12         |
| 6            | National Disaster Response Force#              | NA           | NA           | -             | NA             | NA           | -          | NA           | NA           | -          |
| 7            | National Security Guards#                      | NA           | NA           | -             | NA             | NA           | -          | NA           | NA           | -          |
| 8            | Railway Protection Force                       | 6,641        | 602          | 7,243         | 0              | -            | -          | -            | -            | -          |
| 9            | Sashastra Seema Bal                            | 119          | 11           | 130           | 0              | 675          | 675        | -            | 68           | 68         |
| <b>TOTAL</b> |  | <b>8,481</b> | <b>2,347</b> | <b>10,828</b> | <b>1</b>       | <b>981</b>   | <b>982</b> | <b>679</b>   | <b>114</b>   | <b>793</b> |

# Note:- NDRF & NSG is deputationist force.

TABLE 6.2.1 – CONTINUED...

| Sl. No.      | CENTRAL ARMED POLICE FORCE & SPECIALISED FORCE | S.I          |              |              | ASST COMMANDANT |              |            |
|--------------|--|--------------|--------------|--------------|-----------------|--------------|------------|
|              |  | GENERAL DUTY | OTHER TRADES | TOTAL        | GENERAL DUTY    | OTHER TRADES | TOTAL      |
| (1)          | (2)  | (12)         | (13)         | (14)         | (15)            | (16)         | (17)       |
| 1            | Assam Rifles                                   | 1            | 2            | 3            | NA              | NA           | -          |
| 2            | Border Security Force                          | 196          | 137          | 333          | 13              | -            | 13         |
| 3            | Central Industrial Security Force              | 69           | NA           | 69           | 89              | NA           | 89         |
| 4            | Central Reserve Police Force                   | -            | -            | -            | 43              | -            | 43         |
| 5            | Indo-Tibetan Border Police                     | 159          | -            | 159          | -               | -            | -          |
| 6            | National Disaster Response Force#              | NA           | NA           | -            | NA              | NA           | -          |
| 7            | National Security Guards#                      | NA           | NA           | -            | NA              | NA           | -          |
| 8            | Railway Protection Force                       | 800          | -            | 800          | 11              | -            | 11         |
| 9            | Sashastra Seema Bal                            | 82           | -            | 82           | 31              | -            | 31         |
| <b>TOTAL</b> |  | <b>1,307</b> | <b>139</b>   | <b>1,446</b> | <b>187</b>      | <b>-</b>     | <b>187</b> |

# Note:- NDRF & NSG is deputationist force.

TABLE 6.2.2-- STATISTICS REGARDING IPS OFFICERS (TENTATIVE)

AS ON 01.01.2021

| SL. No.      | STATES/UTs        | SANCTIONED   | ACTUAL       | SENIOR DEPUTY POST (SDP) | CENTRAL DEPUTATION RESERVE (CDR) (40% OF COLUMN 5) | NO OF OFFICER ON CENTRAL DEPUTATION |
|--------------|-------------------|--------------|--------------|--------------------------|--|-------------------------------------|
| (1)          | (2)               | (3)          | (4)          | (5)                      | (6)  | (7)                                 |
| 1            | Andhra Pradesh    | 144          | 111          | 79                       | 31   | 12                                  |
| 2            | Arunachal Pradesh | 309          | 282          | 168                      | 67   | 24                                  |
| 3            | Assam             | 195          | 168          | 107                      | 42   | 14                                  |
| 4            | Bihar             | 242          | 220          | 132                      | 52   | 23                                  |
| 5            | Chhattisgarh      | 142          | 117          | 78                       | 31   | 11                                  |
| 6            | Gujarat           | 208          | 163          | 114                      | 45   | 16                                  |
| 7            | Haryana           | 144          | 115          | 79                       | 31   | 5                                   |
| 8            | Himachal Pradesh  | 94           | 83           | 52                       | 20   | 16                                  |
| 9            | Jharkhand         | 149          | 114          | 82                       | 32   | 17                                  |
| 10           | Karnataka         | 215          | 166          | 117                      | 46   | 8                                   |
| 11           | Kerala            | 172          | 120          | 94                       | 37   | 19                                  |
| 12           | Madhya Pradesh    | 305          | 261          | 166                      | 66   | 32                                  |
| 13           | Maharashtra       | 317          | 278          | 172                      | 68   | 13                                  |
| 14           | Manipur           | 91           | 62           | 49                       | 19   | 5                                   |
| 15           | Nagaland          | 75           | 60           | 42                       | 16   | 8                                   |
| 16           | Odisha            | 195          | 124          | 107                      | 42   | 21                                  |
| 17           | Punjab            | 172          | 141          | 94                       | 37   | 10                                  |
| 18           | Rajasthan         | 215          | 192          | 117                      | 46   | 13                                  |
| 19           | Sikkim            | 32           | 32           | 18                       | 7  | 5                                   |
| 20           | Tamil Nadu        | 276          | 236          | 150                      | 60   | 31                                  |
| 21           | Telangana         | 139          | 106          | 76                       | 30   | 6                                   |
| 22           | Tripura           | 69           | 51           | 38                       | 15   | 12                                  |
| 23           | Uttar Pradesh     | 517          | 466          | 280                      | 112  | 34                                  |
| 24           | Uttarakhand       | 73           | 69           | 40                       | 116  | 8                                   |
| 25           | West Bengal       | 347          | 294          | 188                      | 75   | 13                                  |
| 26           | Jammu and Kashmir | 147          | 71           | 80                       | 32   | 11                                  |
| <b>TOTAL</b> |                   | <b>4,984</b> | <b>4,102</b> | <b>2,719</b>             | <b>1,175</b>                                       | <b>387</b>                          |

SOURCE : MHA Annual Report

TABLE 6.2.3 -- DATA REGARDING WOMEN HELP DESK SET UP IN POLICE STATION

AS ON 01.01.2021

| SL NO.       | STATES/UTs                      | NUMBER OF WOMEN HELP DESK SET UP IN ACTUAL/EXISTING RURAL POLICE STATIONS | NUMBER OF WOMEN HELP DESK SET UP IN ACTUAL/EXISTING URBAN POLICE STATIONS | NUMBER OF OF WOMEN HELP DESK SET UP IN ACTUAL/EXISTING SPECIAL PURPOSE POLICE STATIONS | TOTAL NUMBER OF WOMEN HELP DESK SET UP IN ACTUAL/EXISTING (RURAL +URBAN+ SPECIAL PURPOSE) POLICE STATIONS |
|--------------|---------------------------------|---|---|--|---|
| (1)          | (2)                             | (3)   | (4)   | (5)  | (6)   |
| 1            | Andhra Pradesh                  | 660   | 184   | 22   | 866   |
| 2            | Arunachal Pradesh               | 0   | 0   | 0  | 0   |
| 3            | Assam                           | NP  | NP  | NP   | NP  |
| 4            | Bihar                           | 67  | 70  | 13   | 150   |
| 5            | Chhattisgarh                    | 252   | 78  | 37   | 367   |
| 6            | Goa                             | NP  | NP  | NP   | NP  |
| 7            | Gujarat                         | 387   | 109   | 4  | 500   |
| 8            | Haryana                         | 115   | 89  | 33   | 237   |
| 9            | Himachal Pradesh                | NP  | NP  | NP   | NP  |
| 10           | Jharkhand                       | 117   | 76  | 2  | 195   |
| 11           | Karnataka                       | 521   | 179   | 0  | 700   |
| 12           | Kerala                          | 378   | 102   | 53   | 533   |
| 13           | Madhya Pradesh                  | 334   | 353   | 13   | 700   |
| 14           | Maharashtra                     | NP  | NP  | NP   | NP  |
| 15           | Manipur                         | 16  | 12  | 4  | 32  |
| 16           | Meghalaya                       | 4   | 5   | 3  | 12  |
| 17           | Mizoram                         | 25  | 14  | 0  | 39  |
| 18           | Nagaland                        | 2   | 19  | 7  | 28  |
| 19           | Odisha                          | 345   | 174   | 18   | 537   |
| 20           | Punjab                          | 256   | 126   | 9  | 391   |
| 21           | Rajasthan                       | 483   | 337   | 68   | 888   |
| 22           | Sikkim                          | 18  | 9   | 1  | 28  |
| 23           | Tamil Nadu                      | 241   | 323   | 236  | 800   |
| 24           | Telangana                       | 158   | 340   | 2  | 500   |
| 25           | Tripura                         | 48  | 34  | 0  | 82  |
| 26           | Uttar Pradesh                   | 992   | 519   | 68   | 1579  |
| 27           | Uttarakhand                     | NP  | NP  | NP   | NP  |
| 28           | West Bengal                     | 203   | 289   | 49   | 541   |
| 29           | A & N Islands                   | 0   | 0   | 23   | 23  |
| 30           | Chandigarh                      | 0   | 16  | 1  | 17  |
| 31           | D & N Haveli and Dam-an and Diu | 1   | 3   | 3  | 7   |
| 32           | Delhi                           | NA  | 178   | 26   | 204   |
| 33           | Jammu and Kashmir               | 103   | 46  | 12   | 161   |
| 34           | Ladakh                          | 3   | 2   | 1  | 6   |
| 35           | Lakshadweep                     | 9   | 0   | 0  | 9   |
| 36           | Puducherry                      | 16  | 14  | 3  | 33  |
| <b>Total</b> |                                 | <b>5,754</b>  | <b>3,700</b>  | <b>711</b>   | <b>10,165</b>   |

NP:- NOT PROVIDED

TABLE 6.2.4 -- STATE/UT WISE NUMBER OF WOMEN POLICE STATION & THERE LOCATION

AS ON 01.01.2021

| Sl No. | STATES/ UTs       | Number of Rural Women Police Stations | Name of Rural women police stations | Number of Urban Women Police Stations | Name of Urban Women Police Stations   | Toatl Number of (Rural + Urban) women police stations |
|--------|-------------------|---------------------------------------|-------------------------------------|---------------------------------------|---|---|
| (1)    | (2)               | (3)                                   | (4)                                 | (5)                                   | (6)   | (7)   |
| 1      | Andhra Pradesh    | 0                                     | 0                                   | 18                                    | 1 Srikakulam District, Srikakulam Town<br>2 Vizianagaram District, Vizianagaram Town<br>3 Visakhapatnam City, Endada<br>4 Visakhapatnam Rural Police District, Anakapalli<br>5 East Godavari District, Kakinada<br>6 Rajamahendravaram District , Jampeta<br>7 West Godavari District, Eluru<br>8 Krishna, Machilipatnam<br>9 Vijayawada City, Krishnalanka<br>10 Guntur Rural, Narsaraopet<br>11 Guntur Urban, Guntur Town<br>12 Prakasam, Ongole<br>13 Nellore, Nellore Town<br>14 Chittoor, Chittoor Town<br>15 Tirupathi, Tirupathi Town<br>16 Ananthapuramu, Ananthapuram Town<br>17 Ysr Kadapa, Kadapa Town<br>18 Kurnool, Kurnool Town   | 18  |
| 2      | Arunachal Pradesh | 0                                     | 0                                   | 3                                     | 1 Itanagar<br>2 Seppa<br>3 Pasighat   | 3   |
| 3      | Assam             | 0                                     | 0                                   | 1                                     | 1 All Women Police Stations, Panbazar, Guwahati   | 1   |
| 4      | Bihar             | 0                                     | 0                                   | 40                                    | 1 Women Police Station Arariya<br>2 Women Police Station Aarwal<br>3 Women Police Station Aurangabad<br>4 Women Police Station Bagaha<br>5 Women Police Station Banka<br>6 Women Police Station Begusarai<br>7 Women Police Station Bhabhua<br>8 Women Police Station Bhagalpur<br>9 Women Police Station Bhojpur<br>10 Women Police Station Buxar<br>11 Women Police Station Darbhanga<br>12 Women Police Station East Champaran<br>13 Women Police Station Gaya<br>14 Women Police Station Gopalganj<br>15 Women Police Station Jamui<br>16 Women Police Station Jehanabad<br>17 Women Police Station Katihar<br>18 Women Police Station Khagaria<br>19 Women Police Station Kishanganj<br>20 Women Police Station Lakhisarai<br>21 Women Police Station Madhepura<br>22 Women Police Station Madhubani<br>23 Women Police Station Munger<br>24 Women Police Station Muzaffarpur<br>25 Women Police Station Nalanda<br>26 Women Police Station Naugachhia<br>27 Women Police Station Nawada | 40  |

TABLE 6.2.4 – CONTINUED...

| Sl No. | STATES/ UTs  | Number of Rural Women Police Stations | Name of Rural women police stations  | Number of Urban Women Police Stations | Name of Urban Women Police Stations  | Toatl Number of (Rural + Urban) women police stations |
|--------|--------------|---------------------------------------|--|---------------------------------------|--|---|
| (1)    | (2)          | (3)                                   | (4)  | (5)                                   | (6)  | (7)   |
|        |              |                                       |  |                                       | 28 Women Police Station Patna<br>29 Women Police Station Purnia<br>30 Women Police Station Rohtas<br>31 Women Police Station Saharsa<br>32 Women Police Station Samastipur<br>33 Women Police Station Saran<br>34 Women Police Station Sheikhpura<br>35 Women Police Station Sheohar<br>36 Women Police Station Sitamarhi<br>37 Women Police Station Siwan<br>38 Women Police Station Supaul<br>39 Women Police Station Vaishali<br>40 Women Police Station West Champaran (Bettiah) |   |
| 5      | Chhattisgarh | 0                                     | 0  | 4                                     | 1 Raipur<br>2 Durg<br>3 Bilaspur<br>4 Sarguja  | 4   |
| 6      | Goa          | 0                                     | 0  | 1                                     | 1 Women Police Station, Panaji, Goa  | 1   |
| 7      | Gujarat      | 34                                    | 1 Ahmedabad rural<br>2 Kheda<br>3 Aanand<br>4 Sabarkatha<br>5 Gandhinagar<br>6 Mahesana<br>7 Vadodara rural<br>8 Panchmahal<br>9 Bharuch<br>10 Narmada<br>11 Dahod<br>12 Surat rural<br>13 Valsad<br>14 Navsari<br>15 Dang -Ahwa<br>16 Tapi-vyara<br>17 Rajkot rural<br>18 Surendranagar<br>19 Jamnagar<br>20 Junagadh<br>21 Porbandar<br>22 Bhavnagar<br>23 Amreli<br>24 Kutch -West-Bhuj<br>25 Kutch -East -Gandhidham<br>26 Banaskatha<br>27 Patan<br>28 Aravalli- Modasa<br>29 Mahisagar-lunavada<br>30 Chotaudepur<br>31 Botad<br>32 Morbi<br>33 Devbhumi-drwarka<br>34 Gir somnath | 5                                     | 1 Ahmedabad city<br>2 surat city<br>3 Vadodara city<br>4 Rajkot city<br>5 Ahmedabad city   | 39  |

TABLE 6.2.4 – CONTINUED...

| Sl No. | STATES/ UTs      | Number of Rural Women Police Stations | Name of Rural women police stations | Number of Urban Women Police Stations                    | Name of Urban Women Police Stations | Toatl Number of (Rural + Urban) women police stations |  |    |
|--------|------------------|---------------------------------------|-------------------------------------|--|-------------------------------------|---|--|----|
| (1)    | (2)              | (3)                                   | (4)                                 | (5)  | (6)                                 | (7)   |  |    |
| 8      | Haryana          | 6                                     | 1                                   | Woman Police Stations Rural, Manesar, Distt. Gurugram    | 26                                  | 1   | Woman Police Station, City Karnal, Distt. Karnal,                            | 32 |
|        |                  |                                       | 2                                   | Woman Police Stations Rural, Assanh, Distt. Karnal       |                                     | 2   | Woman Police Station, City Panipat, Distt. Panipat                           |    |
|        |                  |                                       | 3                                   | Woman Police Stations Rural, Mulana, Distt. Ambala       |                                     | 3   | Woman Police Station, City Kaithal, Distt. Kaithal                           |    |
|        |                  |                                       | 4                                   | Woman Police Stations Rural, Gohana, Distt. Sonipat      |                                     | 4   | Woman Police Station, City Ambala, Distt. Ambala                             |    |
|        |                  |                                       | 5                                   | Woman Police Stations Rural, Dabwali, Distt. Sirsa       |                                     | 5   | Woman Police Station, City Yamunnager, Distt. Yamunnagar                     |    |
|        |                  |                                       | 6                                   | Woman Police Stations Rural, Bahadurgarh, Distt. Jhajjar |                                     | 6   | Woman Police Station, City Kureshtera, Distt. Kurkushtra                     |    |
|        |                  |                                       | 7                                   |  |                                     | 7   | Woman Police Station, City Rohtak, Distt. Rohtak                             |    |
|        |                  |                                       | 8                                   |  |                                     | 8   | Woman Police Station, City Jhajjar, Distt. Jhajjar                           |    |
|        |                  |                                       | 9                                   |  |                                     | 9   | Woman Police Station, City Dadri, Distt. Dadri                               |    |
|        |                  |                                       | 10                                  |  |                                     | 10  | Woman Police Station, City Bhawani, Distt. Bhiwani                           |    |
|        |                  |                                       | 11                                  |  |                                     | 11  | Woman Police Station, City Sonipat, Distt. Sonipat                           |    |
|        |                  |                                       | 12                                  |  |                                     | 12  | Woman Police Station, City Jind, Distt. Jind                                 |    |
|        |                  |                                       | 13                                  |  |                                     | 13  | Woman Police Station, City Hisar, Distt. Hisar.                              |    |
|        |                  |                                       | 14                                  |  |                                     | 14  | Woman Police Station, City Hansi, Distt. Hansi                               |    |
|        |                  |                                       | 15                                  |  |                                     | 15  | Woman Police Station, City Fathebad, Distt. Fathebad                         |    |
|        |                  |                                       | 16                                  |  |                                     | 16  | Woman Police Station, City Sirsa, Distt. Sirsa                               |    |
|        |                  |                                       | 17                                  |  |                                     | 17  | Woman Police Station, City Mewat, Distt. Mewat                               |    |
|        |                  |                                       | 18                                  |  |                                     | 18  | Woman Police Station, City Narnual, Distt. Narnual                           |    |
|        |                  |                                       | 19                                  |  |                                     | 19  | Woman Police Station, City, Palwal, Distt. Palwal                            |    |
|        |                  |                                       | 20                                  |  |                                     | 20  | Woman Police Station, City Rewari, Distt. Rewari                             |    |
|        |                  |                                       | 21                                  |  |                                     | 21  | Woman Police Station, City Panchkula, Distt. Panchkula                       |    |
|        |                  |                                       | 22                                  |  |                                     | 22  | Woman Police Station, City NIT Sector-21A Faridabad, Distt. Faridabad        |    |
|        |                  |                                       | 23                                  |  |                                     | 23  | Woman Police Station, City Ballabgarh Sector- 64 Faridabad, Distt. Faridabad |    |
|        |                  |                                       | 24                                  |  |                                     | 24  | Woman Police Station, City Central Zone, Sector-64 Distt. Faridabad          |    |
|        |                  |                                       | 25                                  |  |                                     | 25  | Woman Police Station, City West and Sector-51 Distt. Gurugram,               |    |
|        |                  |                                       | 26                                  |  |                                     | 26  | Woman Police Station, Palam Bihar and Sector-51, Distt. Gurugram             |    |
| 9      | Himachal Pradesh | 0                                     | 0                                   | 11   | 1                                   | District Headquarter Kangra                           | 11   |    |
|        |                  |                                       |                                     |  | 2                                   | District Headquarter Shimla                           |  |    |
|        |                  |                                       |                                     |  | 3                                   | District Headquarter Mandi                            |  |    |
|        |                  |                                       |                                     |  | 4                                   | District Headquarter Hamirpur                         |  |    |
|        |                  |                                       |                                     |  | 5                                   | District Headquarter Una                              |  |    |
|        |                  |                                       |                                     |  | 6                                   | District Headquarter Sirmour                          |  |    |
|        |                  |                                       |                                     |  | 7                                   | District Headquarter Solan                            |  |    |
|        |                  |                                       |                                     |  | 8                                   | District Headquarter Baddi                            |  |    |
|        |                  |                                       |                                     |  | 9                                   | District Headquarter Kullu                            |  |    |
|        |                  |                                       |                                     |  | 10                                  | District Headquarter Bilaspur                         |  |    |
|        |                  |                                       |                                     |  | 11                                  | District Headquarter Chamba                           |  |    |

TABLE 6.2.4 – CONTINUED...

| Sl No. | STATES/ UTs | Number of Rural Women Police Stations | Name of Rural women police stations  | Number of Urban Women Police Stations | Name of Urban Women Police Stations  | Toatl Number of (Rural + Urban) women police stations |
|--------|-------------|---------------------------------------|--|---------------------------------------|--|---|
| (1)    | (2)         | (3)                                   | (4)  | (5)                                   | (6)  | (7)   |
| 10     | Jharkhand   | 9                                     | <ol style="list-style-type: none"> <li>1 Bhundu Mahila, P.S</li> <li>2 Kiriburu Mahila, P.S</li> <li>3 Chakradharpur Mahila, P.S</li> <li>4 Ghatshila Mahila, P.S</li> <li>5 Chhatarpur Mahila, P.S</li> <li>6 Hussainabad Mahila, P.S</li> <li>7 Nagar Untari Mahila, P.S</li> <li>8 Barhi Mahila, P.S</li> <li>9 Madhupur Mahila, P.S</li> </ol> | 24                                    | <ol style="list-style-type: none"> <li>1 Ranchi Mahila, P.S</li> <li>2 Khunti Mahila, P.S</li> <li>3 Gumla Mahila, P.S</li> <li>4 Simdega Mahila, P.S</li> <li>5 Lohardaga Mahila, P.S</li> <li>6 Chaibasa Mahila, P.S</li> <li>7 Saraikela Mahila, P.S</li> <li>8 Jamshedpur Mahila, P.S</li> <li>9 PalamuLatehar Mahila, P.S</li> <li>10 Latehar Mahila, P.S</li> <li>11 Gharwa Mahila, P.S</li> <li>12 Hazaribagh Mahila, P.S</li> <li>13 Ramgarh Mahila, P.S</li> <li>14 Koderma Mahila, P.S</li> <li>15 Chatra Mahila, P.S</li> <li>16 Giridih Mahila, P.S</li> <li>17 Dhanbad Mahila, P.S</li> <li>18 Bokaro Mahila, P.S</li> <li>19 Dumka Mahila, P.S</li> <li>20 Godda Mahila, P.S</li> <li>21 Jamtara Mahila, P.S</li> <li>22 Deoghar Mahila, P.S</li> <li>23 Sahebganj Mahila, P.S</li> <li>24 Pakur Mahila P.S</li> </ol>   | 33  |
| 11     | Karnataka   | 0                                     | 0  | 36                                    | <ol style="list-style-type: none"> <li>1 Bangalore City, Basavanagudi Women Police Station</li> <li>2 Bangalore City, Halasoor Gate Women Police Station</li> <li>3 Mysore City Women Police Station</li> <li>4 Hubli-Dharwad City Women Police Station</li> <li>5 Belgaum District Women Police Station</li> <li>6 Gulbrga District Women Police Station</li> <li>7 Shimoga District Women Police Station</li> <li>8 Mangalore City Women Police Station</li> <li>9 Davanagere District Women Police Station</li> <li>10 Udupi District Women Police Station</li> <li>11 Hassan District Women Police Station</li> <li>12 Tumkur District Women Police Station</li> <li>13 Kolar District Women Police Station</li> <li>14 Chitraduraga District Women Police Station</li> <li>15 Chamarajanagar District Women Police Station</li> <li>16 Haveri District Women Police Station</li> <li>17 Bagalkot District Women Police Station</li> <li>18 Bijapur District Women Police Station</li> <li>19 Bidar District Women Police Station</li> <li>20 Raichur District Women Police Station</li> <li>21 Ramanagar District Women Police Station</li> <li>22 Chikkaballapur District Women Police Station</li> <li>23 Mysore District Women Police Station</li> <li>24 Kodagu District Women Police Station</li> <li>25 Mandya District Women Police Station</li> </ol> | 36  |



TABLE 6.2.4 – CONTINUED...

| Sl No. | STATES/ UTs    | Number of Rural Women Police Stations | Name of Rural women police stations   | Number of Urban Women Police Stations | Name of Urban Women Police Stations   | Toatl Number of (Rural + Urban) women police stations |
|--------|----------------|---------------------------------------|---|---------------------------------------|---|---|
| (1)    | (2)            | (3)                                   | (4)   | (5)                                   | (6)   | (7)   |
|        |                |                                       |   |                                       | 26 Uttara Kannada District, Karwar Women Police Station                               |   |
|        |                |                                       |   |                                       | 27 Chikkamagalur District Women Police Station  |   |
|        |                |                                       |   |                                       | 28 Belagavi District Women Police Station   |   |
|        |                |                                       |   |                                       | 29 Kalaburagi District Women Police Station   |   |
|        |                |                                       |   |                                       | 30 Koppal District Women Police Station   |   |
|        |                |                                       |   |                                       | 31 Ballari District Women Police Station  |   |
|        |                |                                       |   |                                       | 32 Bengaluru District Women Police Station  |   |
|        |                |                                       |   |                                       | 33 Dharwad District Women Police Station  |   |
|        |                |                                       |   |                                       | 34 Gadag District Women Police Station  |   |
|        |                |                                       |   |                                       | 35 D.K. District Women Police Station   |   |
|        |                |                                       |   |                                       | 36 Yadgir District Women Police Station   |   |
| 12     | Kerala         | 9                                     | 1 Vanitha Police Station, Pathanamthitta, Pin 689645                                      | 5                                     | 1 Vanitha Police Station, Contonment, Thiruvananthapuram City Pin - 695001            | 14  |
|        |                |                                       | 2 Vanitha Police Station, Collectorate P O, Kottayam Pin -686002                          |                                       | 2 Vanitha Police Station, East PS Compount, Contonment PO, Kollam city, PIN 691001    |   |
|        |                |                                       | 3 Vanitha Police Station, Bazar P O, Alappuzha, Kerala-688012                             |                                       | 3 Vanitha Police Station , Kochi Kacheripady , Ernakulam City Pin - 682018            |   |
|        |                |                                       | 4 Vanitha Police Station , Idukki, Painavu- Pin 685603                                    |                                       | 4 Vanitha Police Station Thrissur City Pin 680001                                     |   |
|        |                |                                       | 5 Vanitha Police Station, Iringalakkuda, Kattingachira, Thrissur Rural, Pin - 670125      |                                       | 5 Vanitha Police Station, Pavamani Road, Kozhikkod Head Post Office, Kozhikkod 673001 |   |
|        |                |                                       | 6 Vanitha Police Station, Erimakkara Street, Palakkad Municipality, Palakkad Pin - 678001 |                                       |   |   |
|        |                |                                       | 7 Vanitha Police Station, Up Hill PO, Malappuram, Pin - 676505                            |                                       |   |   |
|        |                |                                       | 8 Vanitha Police Station, Kannur, Pin - 670002  |                                       |   |   |
|        |                |                                       | 9 Vanitha Police Station, Old Control Room, Kasaba Village, Kasaragod, Pin - 671121       |                                       |   |   |
| 13     | Madhya Pradesh | 0                                     | 0   | 10                                    | 1 Bhopal  | 10  |
|        |                |                                       |   |                                       | 2 Indore  |   |
|        |                |                                       |   |                                       | 3 Jabalpur  |   |
|        |                |                                       |   |                                       | 4 Gwalior   |   |
|        |                |                                       |   |                                       | 5 Sagar   |   |
|        |                |                                       |   |                                       | 6 Ujjain  |   |
|        |                |                                       |   |                                       | 7 Rewa  |   |
|        |                |                                       |   |                                       | 8 Satna   |   |
|        |                |                                       |   |                                       | 9 Ratlam  |   |
|        |                |                                       |   |                                       | 10 Katni  |   |
| 14     | Maharashtra    | NA                                    | NA  | NA                                    | NA  | NA  |
| 15     | Manipur        | 0                                     | 0   | 9                                     | 1 Woman Police Stations, Imphal West  | 9   |
|        |                |                                       |   |                                       | 2 Woman Police Stations, Imphal East  |   |
|        |                |                                       |   |                                       | 3 Woman Police Stations, Thoubal  |   |
|        |                |                                       |   |                                       | 4 Woman Police Stations, Bishnupur  |   |
|        |                |                                       |   |                                       | 5 Woman Police Stations, Chandel  |   |
|        |                |                                       |   |                                       | 6 Woman Police Stations, Churachandpur  |   |

TABLE 6.2.4 – CONTINUED...

| Sl No. | STATES/ UTs | Number of Rural Women Police Stations | Name of Rural women police stations | Number of Urban Women Police Stations | Name of Urban Women Police Stations                      | Toatl Number of (Rural + Urban) women police stations |
|--------|-------------|---------------------------------------|-------------------------------------|---------------------------------------|--|---|
| (1)    | (2)         | (3)                                   | (4)                                 | (5)                                   | (6)  | (7)   |
|        |             |                                       |                                     |                                       | 7 Woman Police Stations, Tamelong                        |   |
|        |             |                                       |                                     |                                       | 8 Woman Police Stations, Senapati                        |   |
|        |             |                                       |                                     |                                       | 9 Woman Police Stations, Ukhrul                          |   |
| 16     | Meghalaya   | 0                                     | 0                                   | 11                                    | 1 East Khasi Hills Women Police Station, Shillong        | 11  |
|        |             |                                       |                                     |                                       | 2 West Khasi Hills Women Police Station, Nongstoin       |   |
|        |             |                                       |                                     |                                       | 3 South West Khasi Hills Women Police Station, Mawkyrwat |   |
|        |             |                                       |                                     |                                       | 4 Ri-Bhoi Women Police Station, Nongpoh                  |   |
|        |             |                                       |                                     |                                       | 5 East Jaintia Hills Women Police Station, Khliehriat    |   |
|        |             |                                       |                                     |                                       | 6 West Jaintia Hills Women Police Station, Jowai         |   |
|        |             |                                       |                                     |                                       | 7 West Garo Hills Women Police Station, Tura             |   |
|        |             |                                       |                                     |                                       | 8 East Garo Hills Women Police Station, Williamnagar     |   |
|        |             |                                       |                                     |                                       | 9 South Garo Hills Women Police Station, Baghmara        |   |
|        |             |                                       |                                     |                                       | 10 South West Garo Hills Women Police Station, Ampati    |   |
|        |             |                                       |                                     |                                       | 11 North Garo Hills Women Police Station, Resubelpara    |   |
| 17     | Mizoram     | 0                                     | 0                                   | 1                                     | 1 All Women Police Station                               | 1   |
| 18     | Nagaland    | 0                                     | 0                                   | 11                                    | 1 Kohima Woman Police Station                            | 11  |
|        |             |                                       |                                     |                                       | 2 Dimapur Woman Police Station                           |   |
|        |             |                                       |                                     |                                       | 3 Mokokchung Woman Police Station                        |   |
|        |             |                                       |                                     |                                       | 4 Tuensang Woman Police Station                          |   |
|        |             |                                       |                                     |                                       | 5 Mon Woman Police Station                               |   |
|        |             |                                       |                                     |                                       | 6 Wokha Woman Police Station                             |   |
|        |             |                                       |                                     |                                       | 7 Zunheboto Woman Police Station                         |   |
|        |             |                                       |                                     |                                       | 8 Phek Woman Police Station                              |   |
|        |             |                                       |                                     |                                       | 9 Jalukie Woman Police Station                           |   |
|        |             |                                       |                                     |                                       | 10 Kiphire Woman Police Station                          |   |
|        |             |                                       |                                     |                                       | 11 Longleng Woman Police Station                         |   |
| 19     | Odisha      | 0                                     | 0                                   | 6                                     | 1 Berhampur  | 6   |
|        |             |                                       |                                     |                                       | 2 Bhubaneswar  |   |
|        |             |                                       |                                     |                                       | 3 Cuttack  |   |
|        |             |                                       |                                     |                                       | 4 Koraput  |   |
|        |             |                                       |                                     |                                       | 5 Rourkela   |   |
|        |             |                                       |                                     |                                       | 6 Sambalpur  |   |
| 20     | Punjab      | 0                                     | 0                                   | 8                                     | 1 Jalandhar  | 8   |
|        |             |                                       |                                     |                                       | 2 Ludhiana   |   |
|        |             |                                       |                                     |                                       | 3 Amritsar   |   |
|        |             |                                       |                                     |                                       | 4 Ludhiana Rural   |   |
|        |             |                                       |                                     |                                       | 5 Bathinda   |   |
|        |             |                                       |                                     |                                       | 6 Patiala  |   |
|        |             |                                       |                                     |                                       | 7 Sas Nagar  |   |
|        |             |                                       |                                     |                                       | 8 Ferozepur  |   |
| 21     | Rajasthan   | 0                                     | 0                                   | 41                                    | 1 WOMEN POLICE STATION, AJMER                            | 41  |
|        |             |                                       |                                     |                                       | 2 WOMEN POLICE STATION, BHILWARA                         |   |
|        |             |                                       |                                     |                                       | 3 WOMEN POLICE STATION, NAGOUR                           |   |
|        |             |                                       |                                     |                                       | 4 WOMEN POLICE STATION, TONK                             |   |
|        |             |                                       |                                     |                                       | 5 WOMEN POLICE STATION, JAIPUR NORTH                     |   |
|        |             |                                       |                                     |                                       | 6 WOMEN POLICE STATION, JAIPUR SOUTH                     |   |
|        |             |                                       |                                     |                                       | 7 WOMEN POLICE STATION, JAIPUR EAST                      |   |
|        |             |                                       |                                     |                                       | 8 WOMEN POLICE STATION, JAIPUR WEST                      |   |

TABLE 6.2.4 – CONTINUED...

| Sl No. | STATES/ UTs | Number of Rural Women Police Stations | Name of Rural women police stations | Number of Urban Women Police Stations | Name of Urban Women Police Stations    | Toatl Number of (Rural + Urban) women police stations |
|--------|-------------|---------------------------------------|-------------------------------------|---------------------------------------|--|---|
| (1)    | (2)         | (3)                                   | (4)                                 | (5)                                   | (6)                                    | (7)   |
|        |             |                                       |                                     |                                       | 9 WOMEN POLICE STATION, JAIPUR RURAL   |   |
|        |             |                                       |                                     |                                       | 10 WOMEN POLICE STATION, JHUNJHUNU     |   |
|        |             |                                       |                                     |                                       | 11 WOMEN POLICE STATION, SIKAR         |   |
|        |             |                                       |                                     |                                       | 12 WOMEN POLICE STATION, DAUSA         |   |
|        |             |                                       |                                     |                                       | 13 WOMEN POLICE STATION, ALWAR         |   |
|        |             |                                       |                                     |                                       | 14 WOMEN POLICE STATION, BHIWADI       |   |
|        |             |                                       |                                     |                                       | 15 WOMEN POLICE STATION, BIKANER       |   |
|        |             |                                       |                                     |                                       | 16 WOMEN POLICE STATION, CHURU         |   |
|        |             |                                       |                                     |                                       | 17 WOMEN POLICE STATION, SRIGANGANAGAR |   |
|        |             |                                       |                                     |                                       | 18 WOMEN POLICE STATION, HANUMANGARH   |   |
|        |             |                                       |                                     |                                       | 19 WOMEN POLICE STATION, BHARATPUR     |   |
|        |             |                                       |                                     |                                       | 20 WOMEN POLICE STATION, SAWAIMADHOPUR |   |
|        |             |                                       |                                     |                                       | 21 WOMEN POLICE STATION, DHOLPUR       |   |
|        |             |                                       |                                     |                                       | 22 WOMEN POLICE STATION, KARALI        |   |
|        |             |                                       |                                     |                                       | 23 WOMEN POLICE STATION, JODHPUR EAST  |   |
|        |             |                                       |                                     |                                       | 24 WOMEN POLICE STATION, JODHPUR WEST  |   |
|        |             |                                       |                                     |                                       | 25 WOMEN POLICE STATION, JODHPUR RURAL |   |
|        |             |                                       |                                     |                                       | 26 WOMEN POLICE STATION, JALORE        |   |
|        |             |                                       |                                     |                                       | 27 WOMEN POLICE STATION, JAISALMER     |   |
|        |             |                                       |                                     |                                       | 28 WOMEN POLICE STATION, BARMER        |   |
|        |             |                                       |                                     |                                       | 29 WOMEN POLICE STATION, PALI          |   |
|        |             |                                       |                                     |                                       | 30 WOMEN POLICE STATION, SIROHI        |   |
|        |             |                                       |                                     |                                       | 31 WOMEN POLICE STATION, KOTA CITY     |   |
|        |             |                                       |                                     |                                       | 32 WOMEN POLICE STATION, KOTA RURAL    |   |
|        |             |                                       |                                     |                                       | 33 WOMEN POLICE STATION, BUNDI         |   |
|        |             |                                       |                                     |                                       | 34 WOMEN POLICE STATION, JHALAWAR      |   |
|        |             |                                       |                                     |                                       | 35 WOMEN POLICE STATION, BARAN         |   |
|        |             |                                       |                                     |                                       | 36 WOMEN POLICE STATION, UDAIPUR       |   |
|        |             |                                       |                                     |                                       | 37 WOMEN POLICE STATION, BANSWARA      |   |
|        |             |                                       |                                     |                                       | 38 WOMEN POLICE STATION, CHITTORGARH   |   |
|        |             |                                       |                                     |                                       | 39 WOMEN POLICE STATION, DUNGARPUR     |   |
|        |             |                                       |                                     |                                       | 40 WOMEN POLICE STATION, RAJSAMAND     |   |
|        |             |                                       |                                     |                                       | 41 WOMEN POLICE STATION, PRATAPGARH    |   |
| 22     | Sikkim      | 1                                     | 1 TEMI PS                           | 1                                     | 1 RANIPOOL PS                          | 2   |
| 23     | Tamil Nadu  | 61                                    | 1 AWPS-Jeyankondam, Ariyalur        | 141                                   | 1 AWPS-Chengalpattu, Chengalpattu      | 202   |
|        |             |                                       | 2 AWPS-Ariyalur, Ariyalur           |                                       | 2 AWPS-Mamallapuram, Chengalpattu      |   |
|        |             |                                       | 3 AWPS-Melmaruvathur, Chengalpattu  |                                       | 3 AWPS-Saidapet, Chennai City          |   |
|        |             |                                       | 4 AWPS-Perur, Coimbatore            |                                       | 4 AWPS-Adyar, Chennai City             |   |
|        |             |                                       | 5 AWPS-Thudiyalur, Coimbatore       |                                       | 5 AWPS-Guindy, Chennai City            |   |
|        |             |                                       | 6 AWPS-Pollachi, Coimbatore         |                                       | 6 AWPS-Avadi, Chennai City             |   |
|        |             |                                       | 7 AWPS-Harur, Dharmapuri            |                                       | 7 AWPS-Poonamallee, Chennai City       |   |
|        |             |                                       | 8 AWPS-Pennagaram, Dharmapuri       |                                       | 8 AWPS-Ambattur, Chennai City          |   |
|        |             |                                       | 9 AWPS-Dharmapuri, Dharmapuri       |                                       | 9 AWPS-Thirumangalam, Chennai City     |   |
|        |             |                                       | 10 AWPS-Nilakottai, Dindigul        |                                       | 10 AWPS-Villivakkam, Chennai City      |   |

TABLE 6.2.4 – CONTINUED...

| Sl No. | STATES/ UTs | Number of Rural Women Police Stations | Name of Rural women police stations | Number of Urban Women Police Stations | Name of Urban Women Police Stations   | Toatl Number of (Rural + Urban) women police stations |
|--------|-------------|---------------------------------------|-------------------------------------|---------------------------------------|---------------------------------------|---|
| (1)    | (2)         | (3)                                   | (4)                                 | (5)                                   | (6)                                   | (7)   |
|        |             |                                       | 11 AWPS-Vadamadurai, Dindigul       |                                       | 11 AWPS-Anna Nagar, Chennai City      |   |
|        |             |                                       | 12 AWPS-Sriperumbudur, Kancheepuram |                                       | 12 AWPS-High Court, Chennai City      |   |
|        |             |                                       | 13 AWPS-Colachel, Kanyakumari       |                                       | 13 AWPS-Harbour, Chennai City         |   |
|        |             |                                       | 14 AWPS-Nagercoil, Kanyakumari      |                                       | 14 AWPS-Flower Bazaar, Chennai City   |   |
|        |             |                                       | 15 AWPS-Kanyakumari, Kanyakumari    |                                       | 15 AWPS-Ayanavaram, Chennai City      |   |
|        |             |                                       | 16 AWPS-Marthandam, Kanyakumari     |                                       | 16 AWPS-Vepery, Chennai City          |   |
|        |             |                                       | 17 AWPS-Bargur, Krishnagiri         |                                       | 17 AWPS-Kilpauk, Chennai City         |   |
|        |             |                                       | 18 AWPS-Denkanikottai, Krishnagiri  |                                       | 18 AWPS-Madhavaram, Chennai City      |   |
|        |             |                                       | 19 AWPS-Krishnagiri, Krishnagiri    |                                       | 19 AWPS-Ennore, Chennai City          |   |
|        |             |                                       | 20 AWPS-Hosur, Krishnagiri          |                                       | 20 AWPS-Mylapore, Chennai City        |   |
|        |             |                                       | 21 AWPS-Samayanallur, Madurai       |                                       | 21 AWPS-Royapettah, Chennai City      |   |
|        |             |                                       | 22 AWPS-Usilampatti, Madurai        |                                       | 22 AWPS-Pulianthope, Chennai City     |   |
|        |             |                                       | 23 AWPS-Melur, Madurai              |                                       | 23 AWPS- Mkb Nagar, Chennai City      |   |
|        |             |                                       | 24 AWPS-Thirumangalam, Madurai      |                                       | 24 AWPS-Tambaram, Chennai City        |   |
|        |             |                                       | 25 AWPS-Vedaranyam, Nagapattinam    |                                       | 25 AWPS-St.Thomas Mount, Chennai City |   |
|        |             |                                       | 26 AWPS-Devala, Nilgiris            |                                       | 26 AWPS-Madipakkam , Chennai City     |   |
|        |             |                                       | 27 AWPS-Thirumayam, Pudukkottai     |                                       | 27 AWPS-Ashok Nagar, Chennai City     |   |
|        |             |                                       | 28 AWPS-Thiruvadana, Ramanathapuram |                                       | 28 AWPS-Vadapalani, Chennai City      |   |
|        |             |                                       | 29 AWPS-Kamudhi, Ramanathapuram     |                                       | 29 AWPS-Teynampet , Chennai City      |   |
|        |             |                                       | 30 AWPS-Mettur, Salem               |                                       | 30 AWPS-T.Nagar, Chennai City         |   |
|        |             |                                       | 31 AWPS-Vaazhapadi, Salem           |                                       | 31 AWPS-Egmore, Chennai City          |   |
|        |             |                                       | 32 AWPS-Thiruppathur, Sivagangai    |                                       | 32 AWPS-Thousand Lights, Chennai City |   |
|        |             |                                       | 33 AWPS-Manamadurai, Sivagangai     |                                       | 33 AWPS-Triplicane, Chennai City      |   |
|        |             |                                       | 34 AWPS-Karaikudi, Sivagangai       |                                       | 34 AWPS-Washermenpet, Chennai City    |   |
|        |             |                                       | 35 AWPS-Devakottai, Sivagangai      |                                       | 35 AWPS-Thiruvottiyur, Chennai City   |   |
|        |             |                                       | 36 AWPS-Sankarankoil, Tenkasi       |                                       | 36 AWPS-Royapuram, Chennai City       |   |
|        |             |                                       | 37 AWPS-Tenkasi, Tenkasi            |                                       | 37 AWPS-Sembium W-17, Chennai City    |   |
|        |             |                                       | 38 AWPS-Alangulam, Tenkasi          |                                       | 38 AWPS-East, Coimbatore City         |   |
|        |             |                                       | 39 AWPS-Papanasam, Thanjavur        |                                       | 39 AWPS-West, Coimbatore City         |   |
|        |             |                                       | 40 AWPS-Vallam, Thanjavur           |                                       | 40 AWPS-Central, Coimbatore City      |   |
|        |             |                                       | 41 AWPS-Thiruvaiyaru, Thanjavur     |                                       | 41 AWPS-Chidambaram, Cuddalore        |   |
|        |             |                                       | 42 AWPS-Vilathikulam, Thoothukudi   |                                       | 42 AWPS-Sethiyathope, Cuddalore       |   |
|        |             |                                       | 43 AWPS-Pudukottai, Thoothukudi     |                                       | 43 AWPS-Cuddalore, Cuddalore          |   |
|        |             |                                       | 44 AWPS-Thiruchendur, Thoothukudi   |                                       | 44 AWPS-Neyveli, Cuddalore            |   |
|        |             |                                       | 45 AWPS-Kadambur, Thoothukudi       |                                       | 45 AWPS-Panruti, Cuddalore            |   |
|        |             |                                       | 46 AWPS-Srivaikundam, Thoothukudi   |                                       | 46 AWPS-Virudhachalam, Cuddalore      |   |
|        |             |                                       | 47 AWPS-Ambasamudram, Tirunelveli   |                                       | 47 AWPS-Palacode, Dharmapuri          |   |

TABLE 6.2.4 – CONTINUED...

| Sl No. | STATES/ UTs | Number of Rural Women Police Stations | Name of Rural women police stations    | Number of Urban Women Police Stations | Name of Urban Women Police Stations      | Toatl Number of (Rural + Urban) women police stations |
|--------|-------------|---------------------------------------|--|---------------------------------------|--|---|
| (1)    | (2)         | (3)                                   | (4)                                    | (5)                                   | (6)                                      | (7)   |
|        |             |                                       | 48 AWPS-Valliyoor, Tirunelveli         |                                       | 48 AWPS-Dindigul, Dindigul               |   |
|        |             |                                       | 49 AWPS-Nanguneri, Tirunelveli         |                                       | 49 AWPS-Ottanchatram, Dindigul           |   |
|        |             |                                       | 50 AWPS-Gummidipoondi, Tiruvallur      |                                       | 50 AWPS-Kodaikanal, Dindigul             |   |
|        |             |                                       | 51 AWPS-Polur, Tiruvannamalai          |                                       | 51 AWPS-Patani, Dindigul                 |   |
|        |             |                                       | 52 AWPS-Vandavasi, Tiruvannamalai      |                                       | 52 AWPS-Sathyamangalam, Erode            |   |
|        |             |                                       | 53 AWPS-Arni, Tiruvannamalai           |                                       | 53 AWPS-Bhavani, Erode                   |   |
|        |             |                                       | 54 AWPS-Cheyyar, Tiruvannamalai        |                                       | 54 AWPS-Erode, Erode                     |   |
|        |             |                                       | 55 AWPS-Chengam, Tiruvannamalai        |                                       | 55 AWPS-Gobi, Erode                      |   |
|        |             |                                       | 56 AWPS-Tiruvannamalai, Tiruvannamalai |                                       | 56 AWPS-Ulundurpet, Kallakurichi         |   |
|        |             |                                       | 57 AWPS-Nannilam, Tiruvarur            |                                       | 57 AWPS-Kallakurichi, Kallakurichi       |   |
|        |             |                                       | 58 AWPS-Tiruvarur, Tiruvarur           |                                       | 58 AWPS-Thirukoilur, Kallakurichi        |   |
|        |             |                                       | 59 AWPS-Mannargudi, Tiruvarur          |                                       | 59 AWPS-Kancheepuram, Kancheepuram       |   |
|        |             |                                       | 60 AWPS-Jeeyapuram, Trichy             |                                       | 60 AWPS-Kulithalai, Karur                |   |
|        |             |                                       | 61 AWPS-Virudhunagar, Virudhunagar     |                                       | 61 AWPS-Karur, Karur                     |   |
|        |             |                                       |  |                                       | 62 AWPS-Thirupparankundram, Madurai City |   |
|        |             |                                       |  |                                       | 63 AWPS-Thallakulam, Madurai City        |   |
|        |             |                                       |  |                                       | 64 AWPS-Thilagar Thidal, Madurai City    |   |
|        |             |                                       |  |                                       | 65 AWPS-Madurai Town, Madurai City       |   |
|        |             |                                       |  |                                       | 66 AWPS-Mayiladuthurai, Nagapattinam     |   |
|        |             |                                       |  |                                       | 67 AWPS-Sirkazhi, Nagapattinam           |   |
|        |             |                                       |  |                                       | 68 AWPS-Nagapattinam, Nagapattinam       |   |
|        |             |                                       |  |                                       | 69 AWPS-Tiruchengode, Namakkal           |   |
|        |             |                                       |  |                                       | 70 AWPS-Namakkal, Namakkal               |   |
|        |             |                                       |  |                                       | 71 AWPS-Velur, Namakkal                  |   |
|        |             |                                       |  |                                       | 72 AWPS-Rasipuram, Namakkal              |   |
|        |             |                                       |  |                                       | 73 AWPS-Ooty Rural, Nilgiris             |   |
|        |             |                                       |  |                                       | 74 AWPS-Ooty, Nilgiris                   |   |
|        |             |                                       |  |                                       | 75 AWPS-Coonor, Nilgiris                 |   |
|        |             |                                       |  |                                       | 76 AWPS-Gudalur, Nilgiris                |   |
|        |             |                                       |  |                                       | 77 AWPS-Perambalur, Perambalur           |   |
|        |             |                                       |  |                                       | 78 AWPS-Alangudi, Pudukkottai            |   |
|        |             |                                       |  |                                       | 79 AWPS-Keeranur, Pudukkottai            |   |
|        |             |                                       |  |                                       | 80 AWPS-Aranthangi, Pudukkottai          |   |
|        |             |                                       |  |                                       | 81 AWPS-Pudukkottai, Pudukkottai         |   |
|        |             |                                       |  |                                       | 82 AWPS-Rameswaram, Ramanathapuram       |   |
|        |             |                                       |  |                                       | 83 AWPS-Keelakkarai, Ramanathapuram      |   |
|        |             |                                       |  |                                       | 84 AWPS-Ramanathapuram, Ramanathapuram   |   |
|        |             |                                       |  |                                       | 85 AWPS-Paramakudi, Ramanathapuram       |   |
|        |             |                                       |  |                                       | 86 AWPS-Arakkonam, Ranipet               |   |
|        |             |                                       |  |                                       | 87 AWPS-Ranipet, Ranipet                 |   |
|        |             |                                       |  |                                       | 88 AWPS-Sankari, Salem                   |   |
|        |             |                                       |  |                                       | 89 AWPS-Attur, Salem                     |   |
|        |             |                                       |  |                                       | 90 AWPS-Omalur, Salem                    |   |
|        |             |                                       |  |                                       | 91 AWPS-Salem Rural, Salem               |   |

TABLE 6.2.4 – CONTINUED...

| Sl No. | STATES/ UTs | Number of Rural Women Police Stations | Name of Rural women police stations | Number of Urban Women Police Stations | Name of Urban Women Police Stations        | Toatl Number of (Rural + Urban) women police stations |
|--------|-------------|---------------------------------------|-------------------------------------|---------------------------------------|--|---|
| (1)    | (2)         | (3)                                   | (4)                                 | (5)                                   | (6)  | (7)   |
|        |             |                                       |                                     |                                       | 92 AWPS-Ammapet, Salem City                |   |
|        |             |                                       |                                     |                                       | 93 AWPS-Salem Town, Salem City             |   |
|        |             |                                       |                                     |                                       | 94 AWPS-Sooramangalam, Salem City          |   |
|        |             |                                       |                                     |                                       | 95 AWPS-Sivagangai, Sivagangai             |   |
|        |             |                                       |                                     |                                       | 96 AWPS-Pattukottai, Thanjavur             |   |
|        |             |                                       |                                     |                                       | 97 AWPS-Thanjavur, Thanjavur               |   |
|        |             |                                       |                                     |                                       | 98 AWPS-Kumbakonam, Thanjavur              |   |
|        |             |                                       |                                     |                                       | 99 AWPS-Bodi, Theni                        |   |
|        |             |                                       |                                     |                                       | 100 AWPS-Uthamapalayam, Theni              |   |
|        |             |                                       |                                     |                                       | 101 AWPS-Theni, Theni                      |   |
|        |             |                                       |                                     |                                       | 102 AWPS-Andipatti, Theni                  |   |
|        |             |                                       |                                     |                                       | 103 AWPS-Thirupathur , Thirupathur         |   |
|        |             |                                       |                                     |                                       | 104 AWPS-Vaniyambadi , Thirupathur         |   |
|        |             |                                       |                                     |                                       | 105 AWPS-Ambur , Thirupathur               |   |
|        |             |                                       |                                     |                                       | 106 AWPS-Thoothukudi, Thoothukudi          |   |
|        |             |                                       |                                     |                                       | 107 AWPS-Kovilpatti, Thoothukudi           |   |
|        |             |                                       |                                     |                                       | 108 AWPS-Tirunelveli, Tirunelveli          |   |
|        |             |                                       |                                     |                                       | 109 AWPS-Tirunelveli Jn., Tirunelveli City |   |
|        |             |                                       |                                     |                                       | 110 AWPS-Palayamkottai, Tirunelveli City   |   |
|        |             |                                       |                                     |                                       | 111 AWPS-Avinashi, Tiruppur                |   |
|        |             |                                       |                                     |                                       | 112 AWPS-Udumalpet, Tiruppur               |   |
|        |             |                                       |                                     |                                       | 113 AWPS-Dharapuram, Tiruppur              |   |
|        |             |                                       |                                     |                                       | 114 AWPS-Palladam, Tiruppur                |   |
|        |             |                                       |                                     |                                       | 115 AWPS-Kangeyam, Tiruppur                |   |
|        |             |                                       |                                     |                                       | 116 AWPS-Tiruppur South, Tiruppur City     |   |
|        |             |                                       |                                     |                                       | 117 AWPS-Tiruppur North, Tiruppur City     |   |
|        |             |                                       |                                     |                                       | 118 AWPS-Thiruthani, Tiruvallur            |   |
|        |             |                                       |                                     |                                       | 119 AWPS-Uthukottai, Tiruvallur            |   |
|        |             |                                       |                                     |                                       | 120 AWPS-Ponneri, Tiruvallur               |   |
|        |             |                                       |                                     |                                       | 121 AWPS-Thiruvallur, Tiruvallur           |   |
|        |             |                                       |                                     |                                       | 122 AWPS-Thiruthuraiipoondi, Tiruvarur     |   |
|        |             |                                       |                                     |                                       | 123 AWPS-Lalgudi, Trichy                   |   |
|        |             |                                       |                                     |                                       | 124 AWPS-Manaparai, Trichy                 |   |
|        |             |                                       |                                     |                                       | 125 AWPS-Musiri, Trichy                    |   |
|        |             |                                       |                                     |                                       | 126 AWPS-Thiruverambur, Trichy             |   |
|        |             |                                       |                                     |                                       | 127 AWPS-Cantonment, Trichy City           |   |
|        |             |                                       |                                     |                                       | 128 AWPS-Srirangam, Trichy City            |   |
|        |             |                                       |                                     |                                       | 129 AWPS-Fort, Trichy City                 |   |
|        |             |                                       |                                     |                                       | 130 AWPS-Golden Rock, Trichy City          |   |
|        |             |                                       |                                     |                                       | 131 AWPS-Vellore, Vellore                  |   |
|        |             |                                       |                                     |                                       | 132 AWPS-Guidyatham, Vellore               |   |
|        |             |                                       |                                     |                                       | 133 AWPS-Villupuram, Viluppuram            |   |

TABLE 6.2.4 – CONTINUED...

| Sl No. | STATES/ UTs   | Number of Rural Women Police Stations | Name of Rural women police stations   | Number of Urban Women Police Stations | Name of Urban Women Police Stations  | Toatl Number of (Rural + Urban) women police stations |
|--------|---------------|---------------------------------------|---|---------------------------------------|--|---|
| (1)    | (2)           | (3)                                   | (4)   | (5)                                   | (6)  | (7)   |
|        |               |                                       |   |                                       | 134 AWPS-Gingee, Viluppuram  |   |
|        |               |                                       |   |                                       | 135 AWPS-Tindivanam, Viluppuram  |   |
|        |               |                                       |   |                                       | 136 AWPS-Kottakuppam, Viluppuram   |   |
|        |               |                                       |   |                                       | 137 AWPS-Rajapalayam, Virudhunagar   |   |
|        |               |                                       |   |                                       | 138 AWPS-Sivakasi, Virudhunagar  |   |
|        |               |                                       |   |                                       | 139 AWPS-Sattur, Virudhunagar  |   |
|        |               |                                       |   |                                       | 140 AWPS-Srivilliputhur, Virudhunagar  |   |
|        |               |                                       |   |                                       | 141 AWPS-Aruppukottai, Virudhunagar  |   |
| 24     | Telangana     | 16                                    | 1 WPS, Adilabad<br>2 WPS, Nalgonda<br>3 WPS, Mahabubnagar<br>4 WPS, Vikarabad<br>5 WPS, Sangareddy<br>6 WPS, Karimnagar City<br>7 WPS, Warangal City<br>8 WPS, Khammam City<br>9 WPS, Nizamabad City<br>10 WPS, Mancherial (RGM City)<br>11 WPS, Rachakonda City<br>12 WPS, Yadari Rachakonda City<br>13 WPS, CCS - Hyderabad City<br>14 WPS, North Zone, Begumpet-Hyderabad City<br>15 WPS, South Zone, Purani Have-li, Hyderabad City<br>16 WPS- Cyderabad City | 0                                     | 0  | 16  |
| 25     | Tripura       | 0                                     | 0   | 7                                     | 1 Kailashahar Women Police Station, Kailashhar, Unakoti District.<br>2 Dharmahagar Women Police Station, Dharmnagar, North Tripura District.<br>3 R.K Pur Women Police Station, Udaipur, Gomati District.<br>4 Bishalgarh Women Police Staions, Bishalgarh, Sepahijala District.<br>5 Belonia Women Police Station, Belonia, South Tripura District.<br>6 West Agartala Women Police Station, Agartala, West Tripura, Tripura District.<br>7 East Agartala Women Police Station, Agartala, West Tripura, Tripura District. | 7   |
| 26     | Uttar Pradesh | 0                                     | 0   | 75                                    | 1 Saharanpur<br>2 Muzaffarnagar<br>3 Shamli<br>4 Bagpat<br>5 Meerut  | 75  |

TABLE 6.2.4 – CONTINUED...

| Sl No. | STATES/ UTs | Number of Rural Women Police Stations | Name of Rural women police stations | Number of Urban Women Police Stations | Name of Urban Women Police Stations | Toatl Number of (Rural + Urban) women police stations |
|--------|-------------|---------------------------------------|-------------------------------------|---------------------------------------|-------------------------------------|---|
| (1)    | (2)         | (3)                                   | (4)                                 | (5)                                   | (6)                                 | (7)   |
|        |             |                                       |                                     |                                       | 6 Ghaziabad                         |   |
|        |             |                                       |                                     |                                       | 7 Hapur                             |   |
|        |             |                                       |                                     |                                       | 8 Buland Shahar                     |   |
|        |             |                                       |                                     |                                       | 9 Bijnoor                           |   |
|        |             |                                       |                                     |                                       | 10 Amroha                           |   |
|        |             |                                       |                                     |                                       | 11 Muradabad                        |   |
|        |             |                                       |                                     |                                       | 12 Ram Pur                          |   |
|        |             |                                       |                                     |                                       | 13 Sambhal                          |   |
|        |             |                                       |                                     |                                       | 14 Badayun                          |   |
|        |             |                                       |                                     |                                       | 15 Bareilly                         |   |
|        |             |                                       |                                     |                                       | 16 Pilibhit                         |   |
|        |             |                                       |                                     |                                       | 17 Shajahanpur                      |   |
|        |             |                                       |                                     |                                       | 18 Aligarh                          |   |
|        |             |                                       |                                     |                                       | 19 Hathras                          |   |
|        |             |                                       |                                     |                                       | 20 Kasganj                          |   |
|        |             |                                       |                                     |                                       | 21 Eta                              |   |
|        |             |                                       |                                     |                                       | 22 Mathura                          |   |
|        |             |                                       |                                     |                                       | 23 Agra                             |   |
|        |             |                                       |                                     |                                       | 24 Firozabad                        |   |
|        |             |                                       |                                     |                                       | 25 Mainpuri                         |   |
|        |             |                                       |                                     |                                       | 26 Fatehgarh                        |   |
|        |             |                                       |                                     |                                       | 27 Kannauj                          |   |
|        |             |                                       |                                     |                                       | 28 Etawah                           |   |
|        |             |                                       |                                     |                                       | 29 Auraiya                          |   |
|        |             |                                       |                                     |                                       | 30 Kanpur Nagar                     |   |
|        |             |                                       |                                     |                                       | 31 Kanpur Dehat                     |   |
|        |             |                                       |                                     |                                       | 32 Jhansi                           |   |
|        |             |                                       |                                     |                                       | 33 Lalitpur                         |   |
|        |             |                                       |                                     |                                       | 34 Jalaun                           |   |
|        |             |                                       |                                     |                                       | 35 Chitrkut                         |   |
|        |             |                                       |                                     |                                       | 36 Hamirpur                         |   |



TABLE 6.2.4 – CONTINUED...

| Sl No. | STATES/ UTs | Number of Rural Women Police Stations | Name of Rural women police stations | Number of Urban Women Police Stations | Name of Urban Women Police Stations | Toatl Number of (Rural + Urban) women police stations |
|--------|-------------|---------------------------------------|-------------------------------------|---------------------------------------|-------------------------------------|---|
| (1)    | (2)         | (3)                                   | (4)                                 | (5)                                   | (6)                                 | (7)   |
|        |             |                                       |                                     |                                       | 37 Mahoba                           |   |
|        |             |                                       |                                     |                                       | 38 Banda                            |   |
|        |             |                                       |                                     |                                       | 39 Prayagraj                        |   |
|        |             |                                       |                                     |                                       | 40 Kaushambi                        |   |
|        |             |                                       |                                     |                                       | 41 Fatehpur                         |   |
|        |             |                                       |                                     |                                       | 42 Pratapgarh                       |   |
|        |             |                                       |                                     |                                       | 43 Khiri                            |   |
|        |             |                                       |                                     |                                       | 44 Sitapur                          |   |
|        |             |                                       |                                     |                                       | 45 Hardoi                           |   |
|        |             |                                       |                                     |                                       | 46 Unnao                            |   |
|        |             |                                       |                                     |                                       | 47 Raybareli                        |   |
|        |             |                                       |                                     |                                       | 48 Amethi                           |   |
|        |             |                                       |                                     |                                       | 49 Barabanki                        |   |
|        |             |                                       |                                     |                                       | 50 Faizabad                         |   |
|        |             |                                       |                                     |                                       | 51 Ambedkar Nagar                   |   |
|        |             |                                       |                                     |                                       | 52 Sultanpur                        |   |
|        |             |                                       |                                     |                                       | 53 Bahraich                         |   |
|        |             |                                       |                                     |                                       | 54 Gonda                            |   |
|        |             |                                       |                                     |                                       | 55 Shravasti                        |   |
|        |             |                                       |                                     |                                       | 56 Balrampur                        |   |
|        |             |                                       |                                     |                                       | 57 Siddharth Nagar                  |   |
|        |             |                                       |                                     |                                       | 58 Basti                            |   |
|        |             |                                       |                                     |                                       | 59 Santkabir Nagar                  |   |
|        |             |                                       |                                     |                                       | 60 Maharajganj                      |   |
|        |             |                                       |                                     |                                       | 61 Gorakhpur                        |   |
|        |             |                                       |                                     |                                       | 62 Kushinagar                       |   |
|        |             |                                       |                                     |                                       | 63 Devriya                          |   |
|        |             |                                       |                                     |                                       | 64 Azamgarh                         |   |
|        |             |                                       |                                     |                                       | 65 Mau                              |   |
|        |             |                                       |                                     |                                       | 66 Ballia                           |   |
|        |             |                                       |                                     |                                       | 67 Ghazipur                         |   |

TABLE 6.2.4 – CONTINUED...

| Sl No. | STATES/ UTs | Number of Rural Women Police Stations | Name of Rural women police stations | Number of Urban Women Police Stations | Name of Urban Women Police Stations                         | Toatl Number of (Rural + Urban) women police stations |
|--------|-------------|---------------------------------------|-------------------------------------|---------------------------------------|---|---|
| (1)    | (2)         | (3)                                   | (4)                                 | (5)                                   | (6)   | (7)   |
|        |             |                                       |                                     |                                       | 68 Chandauli  |   |
|        |             |                                       |                                     |                                       | 69 Varanasi   |   |
|        |             |                                       |                                     |                                       | 70 Jaunpur  |   |
|        |             |                                       |                                     |                                       | 71 Sant Ravidas Nagar                                       |   |
|        |             |                                       |                                     |                                       | 72 Mirzapur   |   |
|        |             |                                       |                                     |                                       | 73 Sonbhadra  |   |
|        |             |                                       |                                     |                                       | 74 Gautam Buddh Nagar                                       |   |
|        |             |                                       |                                     |                                       | 75 Lucknow  |   |
| 27     | Uttarakhand | 0                                     | 0                                   | 2                                     | 1 Srinagar (Pauri Grahwal)                                  | 2   |
|        |             |                                       |                                     |                                       | 2 Almora  |   |
| 28     | West Bengal | 0                                     | 0                                   | 48                                    | 1 Baruipur Women PS, Baruipur Police District               | 48  |
|        |             |                                       |                                     |                                       | 2 Diamond Harbour Women PS, Diamond Harbour Police District |   |
|        |             |                                       |                                     |                                       | 3 Canning Women PS, South 24 Parganas District              |   |
|        |             |                                       |                                     |                                       | 4 Jalpaiguri Women PS, Jalpaiguri                           |   |
|        |             |                                       |                                     |                                       | 5 Haldia Women PS, Purba Medinipur Dist                     |   |
|        |             |                                       |                                     |                                       | 6 Contai Women PS, Purba MDP                                |   |
|        |             |                                       |                                     |                                       | 7 Jhargram Women PS, Jhargram Police District               |   |
|        |             |                                       |                                     |                                       | 8 Krishnanagar Women PS, Nadia Distirct.                    |   |
|        |             |                                       |                                     |                                       | 9 Ranaghat Women PS, Nadia District                         |   |
|        |             |                                       |                                     |                                       | 10 Suri Women PS, Birbhum District                          |   |
|        |             |                                       |                                     |                                       | 11 Bolpur Women PS, Birbhum District                        |   |
|        |             |                                       |                                     |                                       | 12 English Bazar Women PS, Malda District                   |   |
|        |             |                                       |                                     |                                       | 13 Medinipur Women PS, Paschim Medinipur                    |   |
|        |             |                                       |                                     |                                       | 14 Kharagpur Women PS, Paschim Medinipur Dist.              |   |
|        |             |                                       |                                     |                                       | 15 Raghunathpur Women PS, Purulia District                  |   |
|        |             |                                       |                                     |                                       | 16 Purulia Women PS, Purulia District                       |   |
|        |             |                                       |                                     |                                       | 17 Khatra Women PS, Bankura District                        |   |
|        |             |                                       |                                     |                                       | 18 Bankura Women PS, Bankura District.                      |   |
|        |             |                                       |                                     |                                       | 19 Balurghat Women PS, Dakshin Dinajpur Dist.               |   |
|        |             |                                       |                                     |                                       | 20 Berhampur Women PS, Murshidabad Dist.                    |   |
|        |             |                                       |                                     |                                       | 21 Jangipur Women PS, Murshidabad District                  |   |
|        |             |                                       |                                     |                                       | 22 Dinhata Women PS, Cooch Behar District                   |   |
|        |             |                                       |                                     |                                       | 23 Cooch Behar Women PS, Cooch Behar District               |   |
|        |             |                                       |                                     |                                       | 24 U Liberia Women PS, Howrah Rural District                |   |

TABLE 6.2.4 – CONTINUED...

| Sl No. | STATES/ UTs                                  | Number of Rural Women Police Stations | Name of Rural women police stations | Number of Urban Women Police Stations | Name of Urban Women Police Stations             | Toatl Number of (Rural + Urban) women police stations |                               |    |
|--------|--|---------------------------------------|-------------------------------------|---------------------------------------|---|---|-------------------------------|----|
| (1)    | (2)  | (3)                                   | (4)                                 | (5)                                   | (6)   | (7)   |                               |    |
|        |  |                                       |                                     |                                       | 25 Barasat Women PS, North 24-Pgs.              |   |                               |    |
|        |  |                                       |                                     |                                       | 26 Bongaon Women PS, North 24 Parganas District |   |                               |    |
|        |  |                                       |                                     |                                       | 27 Serampore Women PS, Hooghly District         |   |                               |    |
|        |  |                                       |                                     |                                       | 28 Chinsurah Women PS, Hooghly District         |   |                               |    |
|        |  |                                       |                                     |                                       | 29 Arambagh Women PS, Hooghly District          |   |                               |    |
|        |  |                                       |                                     |                                       | 30 Raiganj Women PS, Uttar Dinajpur             |   |                               |    |
|        |  |                                       |                                     |                                       | 31 Darjeeling Women PS, Darjeeling District     |   |                               |    |
|        |  |                                       |                                     |                                       | 32 Kalimpong Women PS, Kalimpong District       |   |                               |    |
|        |  |                                       |                                     |                                       | 33 Burdwan Women PS, Burdwan District           |   |                               |    |
|        |  |                                       |                                     |                                       | 34 Siliguri Women PS, Siliguri PC               |   |                               |    |
|        |  |                                       |                                     |                                       | 35 Bidhannagar Women PS, CP Bidhannagar         |   |                               |    |
|        |  |                                       |                                     |                                       | 36 Asansol Women PS, ASL-DGP PC                 |   |                               |    |
|        |  |                                       |                                     |                                       | 37 Durgapur Women PS, ASL-DGP PC                |   |                               |    |
|        |  |                                       |                                     |                                       | 38 Barrackpore Women PS, PC Bkpore              |   |                               |    |
|        |  |                                       |                                     |                                       | 39 Howrah Women PS, Howrah PC                   |   |                               |    |
|        |  |                                       |                                     |                                       | 40 Alipurduar Women PS, Alipurduar District     |   |                               |    |
|        |  |                                       |                                     |                                       | 41 Patuli Women PS, Kolkata Police              |   |                               |    |
|        |  |                                       |                                     |                                       | 42 Amherst Street Women PS, Kolkata Police      |   |                               |    |
|        |  |                                       |                                     |                                       | 43 Watgunge Women PS, Kolkata Police            |   |                               |    |
|        |  |                                       |                                     |                                       | 44 Behala Women PS, Kolkata Police              |   |                               |    |
|        |  |                                       |                                     |                                       | 45 Tallygunge Women PS, Kolkata Police          |   |                               |    |
|        |  |                                       |                                     |                                       | 46 Karaya Women PS, Kolkata Police              |   |                               |    |
|        |  |                                       |                                     |                                       | 47 Ultadanga Women PS, Kolkata Police           |   |                               |    |
|        |  |                                       |                                     |                                       | 48 Taltala Women PS, Kolkata Police             |   |                               |    |
| 29     | A & N Islands                                | 0                                     | 0                                   | 0                                     | 0   | 0   |                               |    |
| 30     | Chandi-<br>garh                              | 0                                     | 0                                   | 1                                     | 1 Women Police Station, Sector-17, Chandigarh   | 1   |                               |    |
| 31     | "D & N<br>Haveli<br>and<br>Daman<br>and Diu" | 0                                     | 0                                   | 0                                     | 0   | 0   |                               |    |
| 32     | Delhi  | 0                                     | 0                                   | 0                                     | 0   | 0   |                               |    |
| 33     | Jammu<br>and<br>Kashmir                      | 8                                     | 1                                   | Women Police Station Kathua           | 2   | 1   | Women Police Station Jammu    | 10 |
|        |  |                                       | 2                                   | Women Police Station Ud-<br>hampur    |   | 2   | Women Police Station Srinagar |    |
|        |  |                                       | 3                                   | Women Police Station Doda             |   |   |                               |    |
|        |  |                                       | 4                                   | Women Police Station Rajouri          |   |   |                               |    |

TABLE 6.2.4 – CONTINUED...

| Sl No.       | STATES/ UTs  | Number of Rural Women Police Stations | Name of Rural women police stations | Number of Urban Women Police Stations | Name of Urban Women Police Stations              | Toatl Number of (Rural + Urban) women police stations |
|--------------|--------------|---------------------------------------|-------------------------------------|---------------------------------------|--|---|
| (1)          | (2)          | (3)                                   | (4)                                 | (5)                                   | (6)  | (7)   |
|              |              |                                       | 5 Women Police Station Bara-mulla   |                                       |  |   |
|              |              |                                       | 6 Women Police Station Kupwara      |                                       |  |   |
|              |              |                                       | 7 Women Police Station Anant-nag    |                                       |  |   |
|              |              |                                       | 8 Women Police Station Pulwama      |                                       |  |   |
| 34           | Ladakh       | 0                                     | 0                                   | 1                                     | 1 Women Police Station Leh, Near Polo Ground Leh | 1   |
| 35           | Lakshad-weep | 0                                     | 0                                   | 0                                     |  | 0   |
| 36           | Pudu-cherry  | 1                                     | 1 AWPS, Karaikal                    | 2                                     | 1 AWPS Pondy<br>2 AWPS Villianur                 | 3   |
| <b>Total</b> |              | <b>145</b>                            |                                     | <b>551</b>                            |  | <b>696</b>  |

TABLE 6.2.5 -- DETAILS OF POLICE MEDALS FOR GALLANTRY AWARDED TO POLICE PERSONNEL OF STATES/UTs / CENTRAL ARMED POLICE FORCES / CPOs, ETC. DURING 2020

| SL. No. | STATES/UTs / CAPFs/CPOs | PPMG | PMG | ANY OTHER | POSTHUMOUS OUT OF (3),(4) & (5) |
|---------|-------------------------|------|-----|-----------|---------------------------------|
| (1)     | (2)                     | (3)  | (4) | (5)       | (6)                             |
| 1       | Andhra Pradesh          | 0    | 2   | -         | 0                               |
| 2       | Arunachal Pradesh       | 0    | 3   | -         | 0                               |
| 3       | Assam                   | 0    | 5   | 151       | 0                               |
| 4       | Bihar                   | 0    | 7   | 34        | 0                               |
| 5       | Chhattisgarh            | 0    | 11  | 21        | 1                               |
| 6       | Goa                     | 0    | 0   | 4         | 0                               |
| 7       | Gujarat                 | 2    | 1   | NA        | NA                              |
| 8       | Haryana                 | 0    | 0   | -         | 0                               |
| 9       | Himachal Pradesh        | 0    | 0   | -         | 0                               |
| 10      | Jharkhand               | 0    | 45  | -         | 1                               |
| 11      | Karnataka               | 0    | 0   | -         | 0                               |
| 12      | Kerala                  | 0    | 0   | 21        | 21                              |
| 13      | Madhya Pradesh          | 0    | 2   | 83        | 0                               |
| 14      | Maharashtra             | 0    | 24  | -         | 24                              |
| 15      | Manipur                 | 0    | 2   | 27        | 0                               |
| 16      | Meghalaya               | 0    | 0   | 8         | 0                               |
| 17      | Mizoram                 | 0    | 0   | -         | 0                               |
| 18      | Nagaland                | 0    | 0   | -         | 0                               |
| 19      | Odisha                  | 0    | 16  | 51        | 0                               |
| 20      | Punjab                  | 0    | 4   | -         | 0                               |
| 21      | Rajasthan               | 0    | 0   | -         | 0                               |
| 22      | Sikkim                  | 0    | 0   | -         | 0                               |
| 23      | Tamil Nadu              | 0    | 0   | -         | 0                               |
| 24      | Telangana               | 0    | 2   | 25        | 0                               |
| 25      | Tripura                 | 0    | 0   | -         | 0                               |
| 26      | Uttar Pradesh           | 0    | 23  | 118       | 141                             |
| 27      | Uttarakhand             | 0    | 0   | -         | 0                               |
| 28      | West Bengal             | 0    | 0   | -         | 0                               |
| 29      | A & N Islands           | 0    | 0   | 5         | 0                               |

PPMG: President's Police Medal for Gallantry  
 PMG: Police Medal for Gallantry

**TABLE 6.2.5 – CONTINUED...**

| Sl. No.      | STATES/UTs / CAPFs/CPOs   | PPMG      | PMG        | ANY OTHER     | POSTHUMOUS OUT OF (3),(4) & (5) |
|--------------|---|-----------|------------|---------------|---------------------------------|
| (1)          | (2)   | (3)       | (4)        | (5)           | (6)                             |
| 30           | Chandigarh  | 0         | 0          | 2             | 0                               |
| 31           | D & N Haveli and Daman and Diu  | 0         | 0          | -             | 0                               |
| 32           | Delhi   | 0         | 28         | 40            | 0                               |
| 33           | Jammu and Kashmir   | 3         | 238        | 431           | 3                               |
| 34           | Ladakh  | 0         | 0          | -             | 0                               |
| 35           | Lakshadweep   | 0         | 0          | -             | 0                               |
| 36           | Puducherry  | 0         | 0          | -             | 0                               |
| 37           | Assam Rifles  | NA        | NA         | 24            | NA                              |
| 38           | Border Security Force   | 0         | 10         | 6,735         | 7                               |
| 39           | Central Industrial Security Force   | NA        | NA         | 79            | 79                              |
| 40           | Central Reserve Police Force  | 1         | 130        | 4,999         | 8                               |
| 41           | Indo-Tibetan Border Police  | 6         | 23         | -             | 0                               |
| 42           | National Disaster Response Force  | NA        | NA         | 2             | NA                              |
| 43           | National Security Guards  | 0         | 0          | 8             | 0                               |
| 44           | Railway Protection Force  | 0         | 1          | 38            | 1                               |
| 45           | Sashastra Seema Bal   | 0         | 4          | -             | 0                               |
| 46           | Bureau of Police Research & Development (BPR&D)   | 0         | 0          | 4             | 0                               |
| 47           | Central Bureau of Investigation (CBI)   | NA        | NA         | 184           | 0                               |
| 48           | Directorate of Coordination Police Wireless (DCPW)  | 0         | 0          | -             | 0                               |
| 49           | Lok Nayak Jayaprakash Narayan National Institute of Criminology & Forensic Science (LNJN-NICFS) | 0         | 0          | -             | 0                               |
| 50           | National Crime Records Bureau (NCRB)  | 0         | 0          | 2             | 0                               |
| 51           | North Eastern Police Academy (NEPA)   | 0         | 0          | 3             | 0                               |
| 52           | National Investigation Agency (NIA)   | 0         | 0          | 17            | 0                               |
| 53           | Sardar Vallabhbhai Patel National Police Academy (SVP-NPA)                                      | 0         | 0          | 6             | 0                               |
| <b>TOTAL</b> |   | <b>12</b> | <b>581</b> | <b>13,122</b> | <b>286</b>                      |

PPMG: President's Police Medal for Gallantry  
 PMG: Police Medal for Gallantry

## DATA ON POLICE ORGANIZATIONS

### APPENDIX 1 – STATE/UT WISE POLICE TRAINING INSTITUTES IN INDIA

AS ON 01.01.2021

| SL. NO | NAME              | TOTAL NO TRAINING INSTITUTES | NAME OF INSTITUTE   | TELEPHONE NO.  | FAX NO.  | MOBILE NO  | POSTAL ADDRESS   | E-MAIL ADDRESS                                   |
|--------|-------------------|------------------------------|---|--|--|------------|--|--|
| (1)    | (2)               | (3)                          | (4)   | (5)  | (6)  | (7)        | (8)  | (9)  |
| 1      | Andhra Pradesh    | 4                            | Police Training College, Ongole   | 08592-282715 (o) and (Fax)                                   | 08592-282715 (o) and (Fax)                                   | 6303918804 | Police Training College, Ongole-523002   | policetrainingcollegeong@gmail.com               |
|        |                   |                              | Police Training College, Anantapuramu                                   | 08554-276322   | NA   | 9440900947 | Police Training College, Ananthapuramu-515004  | policetrainingcollegeatp@gmail.com               |
|        |                   |                              | Police Training College,Vizianagaram                                    | 08922-274226   | NA   | 9121109332 | Principal, PTC, Vizianagaram -535003   | principalptcvzm2014@gmail.com                    |
|        |                   |                              | Police Training College,Tirupathi                                       | Office & Fax: 0877-22366070<br>Principal Office 0877-2236633 | Office & Fax: 0877-22366070<br>Principal Office 0877-2236633 | 9440904792 | Police Training College,Tirupathi -517502  | ptctirupathi@gmail.com<br>ksbreddy.129@yahoo.com |
| 2      | Arunachal Pradesh | 1                            | Police Training Centre,Bhanderdewa                                      | 0360-2266243   | 0360-2266243   | 9436059990 | PTC, Banderdewa, Papum Pare District   | prmlptcbdw@gmail.com                             |
| 3      | Assam             | 5                            | Police Training College (PTC), Dergaon                                  | 0376-2380237   | Nil  | 9435146011 | Police Training College (PTC), Dergaon, Dist- Golaghat, Assam-785703                           | ptcdrg@gmail.com                                 |
|        |                   |                              | Battalion Training Centre (BTC), Dergaon, Assam                         | 0376-2380282   | Nil  | 9435367784 | Battalion Training Centre (BTC), Dergaon, Dist- Golaghat, Assam-785703                         | co-btc@assampolice.gov.in                        |
|        |                   |                              | Recruit Training School (RTS), Dergaon                                  | 0376-2380216   | Nil  | 9435077300 | Recruit Training School (RTS), Dergaon, Dist- Golaghat, Assam-785703                           | co-rts@assampolice.gov.in                        |
|        |                   |                              | Assam Police Training College (APTC), Dergaon, Assam                    | 0376-2380274   | Nil  | 9954499644 | Assam Police Training College (APTC), Dergaon, Dist- Golaghat, Assam-785703                    | co-aptc@assampolice.gov.in                       |
|        |                   |                              | Assam Police Radio Organization (APRO) Training School Jalukbari, Assam | 0361-2570566   | Nil  | 9864096295 | Assam Police Radio Organization (APRO) Training School Jalukbari, Kamrup (Metro), Assam-781013 | spc2-apro@assampolice.gov.in                     |
| 4      | Bihar             | 4                            | CTS Nathnagar, Bhagalpur  | 06421- 2500601   | 06421-2500601  | 8544428376 | CTS Nathnagar, Po- Champanagar, Dist-Bhagalpur, Bihar, Pin-812004                              | cts.nathnagar-bih@nic.in                         |
|        |                   |                              | MPTC Dumraon, Buxar   | NP   | NP   | 9431294226 | MPTCDumraon, Buxar, Bihar, Pin-802119  | principalmptc.dumraon@gmail.com                  |
|        |                   |                              | CTS Simultala   | 06421-2500601  | NP   | 9973937372 | CTS Simultala, Camp-Police Line Malaypur, Jamui, Bihar, Pin-811313                             | ctssimultala@gmail.com                           |
|        |                   |                              | Bihar Police Academy, Rajgir  | 06112-295070   | 295075   | 8544428362 | Bihar Police Academy, Rajgir, Dist-Nalanda.  | policeacademy2009@gmail.com                      |
| 5      | Chhattisgarh      | 12                           | PTC Bargaon   | N/A  | N/A  | 9479190210 | Comdt. PTC Bargaon-Kondagaon 49 4229   | comdtpctbargaon@gmail.com                        |
|        |                   |                              | APTS Jagdalpur  | 07782-228181   | 07782-225258   | 9479190209 | Comdt. APTS Jagdalpur 494001   | aptsjdr@gmail.com                                |
|        |                   |                              | CTJW Kanker   | 07868-241768   | N/A  | 9479190208 | Comdt. CTJW College Kanker 494334  | ctjwc@yahoo.com                                  |
|        |                   |                              | CIAT PTS Rajnandgaon  | 07744-224607   | N/A  | 9479190203 | SP PTS Rajnandgaon 491441  | sppts-raj.cg@gov.in                              |
|        |                   |                              | CIAT 5th Bn Jagdalpur   | 07782-222610   | N/A  | 9479190850 | Comdt. 5th Bn CAF Jagdalpur 494001   | commandant5thbncajdr@yahoo.in                    |

## DATA ON POLICE ORGANIZATIONS

### APPENDIX 1 -- CONTINUED...

| SL. NO | NAME             | TOTAL NO TRAINING INSTITUTES | NAME OF INSTITUTE  | TELEPHONE NO.  | FAX NO.       | MOBILE NO   | POSTAL ADDRESS  | E-MAIL ADDRESS                             |
|--------|------------------|------------------------------|--|----------------|---------------|-------------|---|--|
|        |                  |                              | CIAT PA Chandkhri, Raipur  | 07721-265301   | 07721-265301  | 9479190452  | Deputy Dir. SPA Chandkhri, Raipur 49 2101   | dir-policeacademy.cg@gov.in                |
|        |                  |                              | CIAT 2nd Bn Bilaspur   | 07752-283319   | 07752-283352  | 9479190820  | Comdt. 2nd Bn CAF Sakri Bilaspur 49 5003  | comdt.2nd.bn.sakari@gmail.com              |
|        |                  |                              | Police Academy   | 07721-2526050  | 07721-2526050 | 9109561270  | SP Police Academy Chandkhuri, Raipur  | dir-policeacademy.cg@gov.in                |
|        |                  |                              | PTS MANA   | 0771-2418028   | 0771-2418028  | 9479190202  | SP PTS MANA, Raipur 492015  | ptsraipurmana@gmail.com                    |
|        |                  |                              | PTS Rajnandgaon  | 07744-224607   | 07744-224607  | 9479190203  | SP PTS Rajnandgaon 491441   | sppts-raj.cg@gov.in                        |
|        |                  |                              | PTS Mainpat  | NIL            | NIL           | 9479190189  | SP PTS Mainpat, Distt Sarguja   | spmmainpat@gmail.com                       |
|        |                  |                              | IED School, Raipur   | 0771-2418960   | 0771-2418079  | 9479190842  | Incharge IED School Mana, Raipur  | iedschool2014@gmail.com                    |
| 6      | Goa              | 1                            | Police Training School, Valpoi   | 0832-2374248   | 0832-2374248  | -           | Police Training School, Valpoi Goa. 403506  | policetrainingschoolvalpoigoa@gmail.com    |
| 7      | Gujarat          | 5                            | Gujarat Police Academy, Karai  | 079-29758004   | 079-29750800  | 9978988999  | Karai, Dist-Gandhinagar   | karai@gujarat.gov.in                       |
|        |                  |                              | Police Training College, Junagadh  | 0285-2623226   | 0285-2651398  | 9978407838  | Bilkha Road, Junagadh   | ptc-jun-jun@gujarat.gov.in                 |
|        |                  |                              | Police Training School, Vadodara   | 0265-2433600   | 0265-2432009  | 99784-02944 | Lalbaug, Baroda   | principal-trg-vad@gujarat.gov.in           |
|        |                  |                              | State Reserve Police Training Center, (Chowkey) Sorath                   | 085-2688150/51 | 0285-2688247  | 99784-07838 | Chowkey, Dist-Junagadh  | srptc-jetpur-raj@gujarat.gov.in            |
|        |                  |                              | Commando Training Center, Khalal-Kheda                                   | 079-29758004   | 079-29750800  | 9978406991  | Khalal, Dist-Kheda  | ctckhalal@gujarat.gov.in                   |
| 8      | Haryana          | 3                            | Haryana Police Academy, Madhuban, Karnal                                 | 0184-239050    | 0184-2380101  | 8427755800  | PTC Gate, Haryana Police Academy Madhuban, Karnal                                     | igp.hpa@hry.nic.in                         |
|        |                  |                              | Recruit Training Center, Bhondsi, Gurugram                               | 0124-2269900   | 0124-226990   | 9811194141  | Recruit Training Center, Bhondsi, Gurugram  | ig.cptr@hry.nic.in                         |
|        |                  |                              | Police Training College, Sunaria, Rohtak                                 | 01262-218283   | NP            | 8527000265  | Police Training College, Sunaria, Rohtak  | igppts.sunaria@hry.nic.in                  |
| 9      | Himachal Pradesh | 1                            | HP Police Training College, Daroh  | 01894-275138   | 01894-275138  | -           | O/o Principal, HP Police Training College, Daroh District Kangra, HP                  | spptc-hp@nic.in<br>principal-ptc-hp@gov.in |
| 10     | Jharkhand        | 6                            | Jharkhand Police Academy Hazaribagh,                                     | 06546-270084   | 06546-264515  | 9470922222  | NA  | director-jpa@jhpolic.gov.in                |
|        |                  |                              | J.A.P.T.C Padma Hazaribagh   | 06546-270395   | 06546-264515  | NA          | NA  | japtc@jhpolic.gov.in                       |
|        |                  |                              | I.T.S Hotwar, Ranchi   | 0651-2491294   | NA            | 8084383119  | NA  | sp-its@jhpolic.gov.in                      |
|        |                  |                              | Jungle Warfare School Netarhat,  | NA             | NA            | 9113771482  | NA  | dig-jwfs@jhpolic.gov.in                    |
|        |                  |                              | C.T.C Musabani   | 0657-2234000   | NA            | 7250514449  | NA  | ctc-musabani@jhpolic.gov.in                |
|        |                  |                              | Traffic & Transport Training School Jamshepur                            | 0657-2270604   | 0657-2270604  | 9470968609  | NA  | tts-jsr@jhpolic.gov.in                     |
| 11     | Karnataka        | 14                           | Karnataka State Reserve Police, Police Training School, Belagavi-590010. | 0831-2405676   | 0831-2405676  | 9480800831  | Principal, Karnataka State Reserve Police Training School, Kangrali, Belagavi-590010. | ksrptsrangrilibgm@ksp.gov.in               |



APPENDIX 1 – CONTINUED...

| SL. NO                              | NAME           | TOTAL NO TRAINING INSTITUTES | NAME OF INSTITUTE  | TELEPHONE NO.                       | FAX NO.                      | MOBILE NO               | POSTAL ADDRESS   | E-MAIL ADDRESS                                |
|-------------------------------------|----------------|------------------------------|--|-------------------------------------|------------------------------|-------------------------|--|---|
|                                     |                |                              | Karnataka State Reserve Police, Police Training School, Munirabad, Koppala District-583234 | 08539-274550                        | 08539-274450                 | 9480805813 / 9480804286 | Principal, Karnataka State Reserve Police Training School, Munirabad, Koppala District-583234          | ksrpts@ksp.gov.in                             |
|                                     |                |                              | Karnataka Police Academy Mysuru  | 0821-2418627                        | 0821-2520980                 | 9480800302              | Karnataka Police Academy Mysuru  | kpamyc@ksp.gov.in, director-ka@ksp.gov.in     |
|                                     |                |                              | Police Training College Kalaburagi   | 08472-263666                        | 08427-63655                  | 9480800315              | Police Training College Kalaburagi   | ptcgba@ksp.gov.in                             |
|                                     |                |                              | KSPTS Channapatana   | 27251248                            | 27251248                     | 9480800313              | KSPTS Channapatana   | ksptscebng@ksp.gov.in                         |
|                                     |                |                              | Police Training School, Khanapura  | 08336-223223                        | 08336-223223                 | 9480800316              | Police Training School, Khanapura  | ptskhanapurabgm@ksp.gov.in                    |
|                                     |                |                              | Armed Police Training School, Yelahanka  | 080-22942390                        | 22942622                     | 9480800312              | Police Training School, Khanapura  | aptsylk@ksp.gov.in                            |
|                                     |                |                              | Police Driving Motor School (PDMS), Yalahanka  | 080-29733405                        | 22942392                     | 9480800318              | Police Driving Motor School (PDMS), Yalahanka  | pdmsylk@ksp.gov.in, sppdm-sylk@ksp.gov.in     |
|                                     |                |                              | Police Training School, Dharawad   | 0836-2233248                        | 0836-2233248                 | 9448657230              | Police Training School, Dharawad   | principalptshd@ksp.gov.in, ptsh-dc@ksp.gov.in |
|                                     |                |                              | Police Training School, Aimangala  | 08193-273222                        | 08193-273344                 | 9480803175              | Police Training School, Aimangala  | aimangalptscta@ksp.gov.in                     |
|                                     |                |                              | Police Training School, Kaduru   | 0267-231555                         | 0267-231545                  | 9036083942              | Police Training School, Kaduru   | ptskadurckm@ksp.gov.in                        |
|                                     |                |                              | Police Training School, Hassan   | -                                   | -                            | 9742364644              | Police Training School, Hassan   | principalptshsn@ksp.gov.in                    |
| Police Training School, Mysuru      | 0821-2418732   | 0821-2418733                 | 9448322761   | Police Training School, Mysuru      | ptsmyc@ksp.gov.in            |                         |  |   |
| Police Training School, Thanisandra | 080-29736905   | 080-29736905                 | 9620178129   | Police Training School, Thanisandra | ptsthanisandrbcsp@ksp.gov.in |                         |  |   |
| 12                                  | Kerala         | 3                            | Kerala Police Academy  | 0487 2328770                        | 0487 2327894                 | 9497999987              | Director, Kerala Police Academy, Ramavarmapuram, Thrissur, Kerala – 680631.                            | dirkepa.pol@kerala.gov.in                     |
|                                     |                |                              | Police Training College  | 0471 232 3188, 0471 232 3229        | --                           | 9497996925              | Principal, Police Training College, Near Government Guest House, Thycaud, Pincode: 695014              | principalptc.pol@kerala.gov.in                |
|                                     |                |                              | Integrated Police Recruit Training Centre (IPRTC)  | 4872328894                          | --                           | 9447659525              | Director, Integrated Police Recruit Training Centre (IPRTC) Ramavarmapuram, Thrissur, Kerala – 680631. | adiprt@gmail.com                              |
| 13                                  | Madhya Pradesh | 18                           | Police Training School Tigra Gwalior   | 0751-2577262                        | 0751-2577262                 | 7587612404              | Police Training School Tigra Dem Gwalior (MP) Pin 474001   | sppts_tigra@mppolice.gov.in                   |
|                                     |                |                              | MPPA Bhauri Bhopal   | 0755-2523900                        | 0755-2523903                 |                         | MPPA Bhauri Bhopal Pin No.462030   | bhauri@mppolice.gov.in                        |
|                                     |                |                              | Police Training School, Ujjain   | 0734-2507296                        | 0734-2507296                 |                         | Police Training School Patpala, Ujjain Maxi Road Ujjain Pin -Code-456661                               | Sp.pts@mppolice.gov.in                        |

## DATA ON POLICE ORGANIZATIONS

### APPENDIX 1 -- CONTINUED...

| SL. NO | NAME        | TOTAL NO TRAINING INSTITUTES | NAME OF INSTITUTE                                     | TELEPHONE NO. | FAX NO.      | MOBILE NO  | POSTAL ADDRESS   | E-MAIL ADDRESS  |
|--------|-------------|------------------------------|---|---------------|--------------|--|--|---|
|        |             |                              | Band Training School Bhopal                           | 0755-2443648  | 0755-2443647 | 7049146177   | 7Th Bn Band Training School Jahagirabaad Bhopal (MP) -462008                                       | Co7bn_saf@mppolice.gov.in                               |
|        |             |                              | Police Training School of Dog 23Rd Bn .SAF. Bhopal    | 0755-2443649  | 0755-2779482 |  | Commandant , Police Training School of Dog 23Rd Bn , Saf Bhadbhada Road Bhopal (MP) -462003        | co23bn_saf@mppolice.gov.in                              |
|        |             |                              | Police Radio Training School, Indore (MP)             | 0731-2419410  | 0731-2419410 | 94250-93000, 7049158132                                    | Dusri Palton Vip Road, Indore -452005(M.P)   | Prts_ind@mppolice.gov.in                                |
|        |             |                              | Police Training College Indore Madhya Pradesh         | 0731-2701184  | 0731-2701184 | 7049154637   | Police Training College Musakhedi Indore (M.P) Pin-452001  | sp.ptc-ind@mppolice.gov.in                              |
|        |             |                              | Jawahar Lal Nehru Police Academy , Sagar (M.P)        | 07582-267733  | 07582-267733 | 7587622162   | Jawahar Lal Nehru Police Academy Sagar, Parkota Ward Near Gaughat, Sagar Pin-47002                 | ig_jnpa@mppolice.gov.in                                 |
|        |             |                              | Police Training School , Sagar (M.P)                  | 07582-297774  | 07582-297784 | 7049155002 (DSP ADMIN)                                     | Police Training School , Makronia Sagar (M.P)  | sppts_makaroniya@mppolice.gov.in                        |
|        |             |                              | Rustamji Arms Police Training College ,Indore         | 0731-2419771  | 0731-2419771 | Commandant -7049100781, 9425496017, 7049149139, 7049149140 | Rustamji Arms Police Training College . Arodram Road Indore 452006                                 | co_aptc @ mppolice.gov.in<br>adj_aptc @ mppolice.gov.in |
|        |             |                              | Police Training School, Umaria                        | 07653-222276  | 07653-222276 | 7049100827   | Supdt.of Police ,Police Training School Umaria Near Bsnl Chowk , Zila Panchayat Road Umaria 484661 | sppts_umaria@mppolice.gov.in                            |
|        |             |                              | Police Training School , Pachmarhi, Dist-Hoshangabaad | 07578-252052  | 07578-252052 | 7049155223   | Police Training School , Pachmarhi, Dist-Hoshangabaad Pin- 461881                                  | sppts_pachmari@mppolice.gov.in                          |
|        |             |                              | PTS (SAF) Jabalpur                                    | 0761-2676199  | 0761-2633995 | 70491446052  | 6Th Bn S.A.F Jabalpur M.P Pin-482005   | co6bn_saf@mppolice.gov.in                               |
|        |             |                              | Motor Training School                                 | NIL           | NIL          | 7587624255   | Motor Training School Naubasta Disstt. Rewa(M.P)   | www.spmmts_rwa @mppolice.gov.in                         |
|        |             |                              | Police Training School (Motor Transport ) Bhopal      | 0755-2443598  | 0755-2443646 | 0  | Jahagirabad, Opposite Lal Pared Ground Bhopal -462008 (M.P)  | sp_cpmt@mppolice.gov.in                                 |
|        |             |                              | Special Branch Training Institute Bhopal (MP)         | 0755-2984554  | 0            | 0  | Special Branch Training Institute Jahangirabaad Bhopal Pin462008                                   | aig.trgsb-bpl@mppolice.gov.in                           |
|        |             |                              | PTS (SAF) 13Th Bn Gwalior (MP)                        | 0751-2445359  | 0751-2445358 | 7587612139   | 13Th Bn S.A.F Kampu, Lashkar Gwalior (MP)  | co13bn_saf@mppolice.gov.in                              |
|        |             |                              | Police Training School Rewa                           | 07662-256348  | 07662-256348 | 7049100830   | Police Training School Rewa (MP) 486001  | sppts_rewa@mppolice.gov.in                              |
| 14     | Maharashtra | 13                           | Director Maharashtra Police Academy, Nashik           | 0253-2352158  | 0253-2353008 | 9819155168   | Director Maharashtra Police Academy, Trambak Road, Nashik - 422002                                 | director.mpa.nashik@mahapolice.gov.in                   |
|        |             |                              | Principal, Police Training Centre, Marol, Mumbai      | 022-29205663  | 022-29259793 | 99231000999  | Vijay Nagar, Marol Maroshi Road, Andhere (E), Marol, Mumbai 400059                                 | prin.ptsmarol@mahapolice.gov.in                         |

## DATA ON POLICE ORGANIZATIONS

### APPENDIX 1 -- CONTINUED...

| SL. NO | NAME      | TOTAL NO TRAINING INSTITUTES | NAME OF INSTITUTE  | TELEPHONE NO.                                | FAX NO.       | MOBILE NO                   | POSTAL ADDRESS  | E-MAIL ADDRESS                       |
|--------|-----------|------------------------------|--|--|---------------|-----------------------------|---|--------------------------------------|
|        |           |                              | Principal, Police Training Centre, Khandala, Pune          | 02114-269484/485                             | 02114-269483  | 8425880888                  | Old Mum-bai-Pune Highway, Taluka - Maval, Dist - Pune 410302  | prin.ptskhandala@mahapolice.gov.in   |
|        |           |                              | Principal, Police Training Centre, Nanveej, Daund, Pune    | 02117-262501/491                             | 02117-262501  | 9923023361                  | At Post - Nanveej, Taluka - Daund, Dist - Pune, Pin - 413801  | prin.ptsnanveej@mahapolice.gov.in    |
|        |           |                              | Principal, Police Training Centre, Solapur                 | 0217-2352449                                 | 0217-23552869 | 9923028122                  | Solapur Pune Road, Near Solapur University, Kegaon, Taluka - South Solapur, Dist - Solapur, Pin - 413255    | prin.wptssolapur@mahapolice.gov.in   |
|        |           |                              | Principal, Police Training Centre, Jalna                   | 02482-230608                                 | 02482-230902  | 9689123138                  | In front of Jhansi Queen Statue, J.E.S. College Road, Jalna. Pin - 431203                                   | prin.ptsjalna@mahapolice.gov.in      |
|        |           |                              | Principal, Police Training Centre, Babhalgaon, Latur       | 02382-265192 / 666                           | 02382-265192  | 9767109325                  | Babhalgaon Road, Taluka & Dist - Latur, Pin - 413512  | prin.ptsbabhalgaon@mahapolice.gov.in |
|        |           |                              | Principal, Police Training Centre, Akola                   | 0724-2434111<br>0724-2422817<br>0724-2427800 | 0724-2445317  | 9552874976                  | Gadkari Road, Old City, Akola, Pin 444002   | prin.ptsakola@mahapolice.gov.in      |
|        |           |                              | Principal, Police Training Centre, Nagpur                  | 0712-2223052                                 | 07104-2526643 | 9004428152                  | Surendra Nagar, Jetil Lion, RPTS Road, Nagpur, Pin - 440015   | prin.ptsnagpur@mahapolice.gov.in     |
|        |           |                              | Principal, Police Training Centre, Turchi, Tasgaon, Sangli | 02346-232100                                 | 02336-632104  | 9604790831                  | At Post - Turchi - Tasgaon, Dist - Sangli   | prinpts.turachi@mahapolice.gov.in    |
|        |           |                              | Principal, Police Training Centre, Dhule                   | 02562-244100/8100                            | 02562-229188  | 9822133679                  | Dakshata Petrol Pump, Opp ST Workshop, Phashipul to Santoshi Mata Road, Taluka & Dist - Dhule, Pin - 424001 | prinpts.dhule@mahapolice.gov.in      |
|        |           |                              | Principal, Detective Traingn School, Nashik                | 0253-2352164                                 | 0253-353380   | 9821279978                  | Maharashtra Police Academy, Trambak Road, Nashik, Pin - 422007  | dtsnashik@mahapolice.gov.in          |
|        |           |                              | Centre For Police Research, Pune                           | 020-25653696<br>020-25678978                 |               | 9823167154                  | Centre For Police Research, Chawan Nagar, Pashan Road, Pune 411008  | directorcprpune@gmail.com            |
| 15     | Manipur   | 1                            | Manipur Police Training College, Pangei                    | NA   | NA            | 9436027846 (DIRECTOR, MPTC) | Pangei, Imphal East, Manipur-795114   | directormptc@gmail.com               |
| 16     | Meghalaya | 3                            | Police Training School, Umrans, Meghalaya                  | 0364-2591238                                 | NP            | 9612886214                  | Principal, Police Training School, Meghalaya, Umrans  | umranpts2020@gmail.com               |
|        |           |                              | 1st MLP Bn, Armed Police Training Centre, Mawiong          | 0364-2575488                                 | NP            | NP                          | Commandant, 1st Meghalaya Police Battalion, Mawiong, Shillong - 793016                                      | co.1mlp-meg@gov.in                   |
|        |           |                              | 2nd MLP Bn, Armed Police Training Centre, Goeragre         | 03651-223838                                 | NP            | 8575040889                  | Commandant, 2nd Meghalaya Police Battalion, Goeragre, West Garo Hills, Tura - 794002                        | co2bn.mlp-meg@nic.in                 |
| 17     | Mizoram   | 1                            | Police Training School, Thenzawl                           | NA   | NA            | 9862597986                  | PTS, Thenzawl, Serchhip District, Pin-796186, Mizoram   | NA                                   |

## DATA ON POLICE ORGANIZATIONS

### APPENDIX 1 – CONTINUED...

| SL. NO   | NAME     | TOTAL NO TRAINING INSTITUTES | NAME OF INSTITUTE  | TELEPHONE NO.                    | FAX NO.               | MOBILE NO   | POSTAL ADDRESS  | E-MAIL ADDRESS                     |
|--|----------|------------------------------|--|----------------------------------|-----------------------|-------------|---|------------------------------------|
| 18   | Nagaland | 3                            | NPTS   | NA                               | None                  | 9862368483  | Principal, PTS Police Complex, Chumukedima, Nagaland 797103                             | nptsprl@gmail.com                  |
|  |          |                              | NAPTC  | 03862-240621                     | 03862-240621          | 8416058799  | Commandant NAPTC Police Complex, Chumukedima, Nagaland 797103                           | naptrainingcentre@gmail.com        |
|  |          |                              | CIATS  | NA                               | None                  | 8974540121  | CIAT School, Ruzaphema, PO Medziphema -797106   | Nil                                |
| 19   | Odisha   | 12                           | Biju Patanaik State Police Academy, Bhubaneswar                      | 0674-2470365                     | NP                    | NP          | At-Ransinghpur, Po-Sarkantara, Bhubaneswar, Odisha                                      | dir.bpspa.orpol@nic.in             |
|  |          |                              | Police Training College, Angul                                       | 6764233669                       | NP                    | NP          | At/po/Dist- Angul   | prptc.odpol@nic.in                 |
|  |          |                              | Police Training Institute, Bayree                                    | 06725-288006                     | NP                    | NP          | At/Po-Byree, Cuttack, Odisha  | comdtpti.odpol@nic.in              |
|  |          |                              | Police Training School, Nayagarh                                     | 06753-252230                     | NP                    | NP          | At/Po/Dist- Nayagarh  | prptsngr.odpol@gov.in              |
|  |          |                              | Urban Police & Traffic Training Institute, Bhubaneswar               | 0674-2570347                     | NP                    | NP          | At/Po- Laxmisagar, Bhubaneswar, Odisha  | prtti.odpol@nic.in                 |
|  |          |                              | Basic Training Institute, Burla, Sambalpur                           | Nil                              | NP                    | NP          | At/Po- Burla, Dist-Sambalpur, Odisha  | comdtbti.odpol@gov.in              |
|  |          |                              | Armed Police Training Centre, Jharsuguda                             | 88950-44010                      | NP                    | NP          | At/Po/dist- Jharsuguda  | comdt2ndbn.orpol@nic.in            |
|  |          |                              | SOG Training and Resource Centre, Chandaka, Bhubaneswar              | Nil                              | NP                    | NP          | At/Po-Chandaka, Bhubaneswar, Odisha   | comdtsog.orpol@nic.in              |
|  |          |                              | Counter Insurgency and Anti Terrorist School, Chandaka, Bhubaneswar, | Nil                              | NP                    | NP          | At/Po-Chandaka, Bhubaneswar, Odisha   | comdtsog.orpol@nic.in              |
|  |          |                              | Counter Insurgency and Anti Terrorist School, Koraput                | NIL                              | NP                    | NP          | At/Po/Dist-Koraput  | sogaetrckor.odpol@gov.in           |
|  |          |                              | SOG Training and Resource Centre, Koraput                            | 06852-252171                     | NP                    | NP          | At/Po/Dist-Koraput  | sogaetrckor.odpol@gov.in           |
| Counter Insurgency and Anti Terrorist School, Rourkela | Nil      | NP                           | NP   | At/Po- Rourkela, Dist-Sundargarh | comdtsog.orpol@nic.in |             |   |                                    |
| 20   | Punjab   | 6                            | Maharaja Ranjit Singh, Punjab Police Academy, Phillaur               | 01826-222061                     | 01826-223820          | 0           | Director, M.R.S, Punjab Police Academy, Distt. Jalandhar, Pin Code 144410               | crLppa.phir.police@punjab.gov.in   |
|  |          |                              | Police Recruits Training Centre, Jahan Khelan                        | 01882-272225                     | 01882-272225          | 98151-98144 | Comdt. Police Recruits Training Centre, Jahankhelan, Hoshiarpur                         | cmdtprtc.jkln.police@punjab.gov.in |
|  |          |                              | In-service Training Centre, Kapurthala                               | 01822-231033                     | NP                    | 81465-13710 | Comdt. in Service Training Centre, Kapurthala, Kanjli Road, Kapurthala. Pin code-144601 | cmdt.istc.kpr.police@punjab.gov.in |
|  |          |                              | RTC, PAP Training Centre, Jalandhar Cantt.                           | 0181-2924382                     | NP                    | NP          | Comdt. RTC, PAP, Training Centre, Jalandhar Cantt.                                      | sp.rtc.pap.police@punjab.gov.in    |
|  |          |                              | Commando Training Centre, Bahadurgarh, Patiala                       | 0175-2380374                     | 0175-2380374          | NP          | Comdt. Commando Training Fort Bahadurgarh, Patiala                                      | cmdt.ctc@gmail.com                 |

## DATA ON POLICE ORGANIZATIONS

### APPENDIX 1 – CONTINUED...

| SL. NO | NAME       | TOTAL NO TRAINING INSTITUTES | NAME OF INSTITUTE                            | TELEPHONE NO.          | FAX NO.      | MOBILE NO   | POSTAL ADDRESS  | E-MAIL ADDRESS                     |
|--------|------------|------------------------------|--|------------------------|--------------|-------------|---|------------------------------------|
|        |            |                              | Police Training Centre, Ladda Kothi Sangrur  | 01675-236794           | 01675-236794 | 98780-30100 | Comdt. Police Training Centre, Ladda Kothi, Sangrur   | cmdt2.irb.lkd.police@punjab.gov.in |
| 21     | Rajasthan  | 11                           | Rajasthan Police Academy, Jaipur             | 0141-2303222           | 0141-2303222 | 9982899999  | Director, RPA, Jaipur-302016  | dydirector.rpa@rajpolice.gov.in    |
|        |            |                              | Rajasthan Police Training Centre, Jodhpur    | 0291-2573886           | 0291-2573886 | 9414390095  | Principal, RPTC, Jodhpur-342026   | principal.rptc@rajpolice.gov.in    |
|        |            |                              | Rajasthan Police Training School, Kishangarh | 01463-242008           | 01463-242008 | 9414400444  | Principal, RPTC, Kishangarh-305801  | ptsksg1@gmail.com                  |
|        |            |                              | Police Training School, Jodhpur              | 0291-2574886           | 0291-2574886 | 6377393944  | Commandant, PTS, Jodhpur-342026   | ptsjdr@gmail.com                   |
|        |            |                              | Police Training School, Kherwara             | 02907-260006           | 02907-260006 | 9414219556  | Commandant, PTS, Kherwara-313803  | ptskherwara@gmail.com              |
|        |            |                              | Police Training School, Jhalawar             | 07432-240191           | 07432-240191 | 9413705082  | Commandant, PTS, Jhalawar-326001  | ptsjhalawar@gmail.com              |
|        |            |                              | Police Motor Driving School, Bikaner         | 0151-2226145           | 0151-2226145 | 9414332200  | Commandant, PMDS, Bikaner-334001  | prmdsbkn@gmail.com                 |
|        |            |                              | Police Training School, Alwar                | -                      | -            | 9829038883  | Commandant, PTS, Alwar-301001   | ptsalwar@gmail.com                 |
|        |            |                              | Police Training School, Bharatpur            | -                      | -            | 9983577277  | Commandant, PTS, Bharatpur-321303   | ptsbharatpur@gmail.com             |
|        |            |                              | Police Commando Training School, Jodhpur     | 0291-2570001           | 0291-2570001 | 9460509111  | Commandant, PCTS, Jodhpur-342026  | comdtpts@gmail.com                 |
|        |            |                              | Police Training School, Bikaner              | 0151-2970106           | -            | 9799908455  | Commandant, PTS, Bikaner-334001   | comdtptsbkn@gmail.com              |
| 22     | Sikkim     | 2                            | PTC, YANGANG                                 | 243288                 | NP           | 9733142399  | South Sikkim  | ptc@sikkimpolice.nic.in            |
|        |            |                              | SAP, PANGTHANG                               | 237246                 | NP           | 9851480932  | East Sikkim   |                                    |
| 23     | Tamil Nadu | 24                           | Tamil Nadu Police Academy                    | 9498180955             | NP           | NP          | The Principal, Police Recruit School, Kellambakkam High Road, Vandallur, Oonamanchery, Chennai- 600127.       | tnpa@gmail.com                     |
|        |            |                              | Police Training College                      | 044-24853434           | NP           | NP          | The IGP, Training, Ashok Nagar, Chennai- 600083.  | ptccni@gmail.com                   |
|        |            |                              | Vellore                                      | 041-2220065            | NP           | NP          | The Principal, Police Recruit School, Vellore Fort, Vellore-632004  | pprsvlr@gmail.com                  |
|        |            |                              | Coimbatore PRS                               | 0422-2242207           | NP           | NP          | The Principal, Police Recruit School, Dr. Balasundaram road (opp to RTO office), Coimbatore - 641018          | pprscbe@gmail.com                  |
|        |            |                              | Trichy                                       | 9498168234, 9498158158 | NP           | NP          | The Principal, Police Recruit School, Anna Nagar, Trichy-620026   | pprstri@gmail.com                  |
|        |            |                              | PRS Perurain ,Thoothukudi                    | 0461-2905411           | NP           | NP          | The Principal, Police Recruit School, Mudi-vai Thanenthal post, Vaagaikulam Via, Perurani, Thoothukudi-628103 | prspuranitut@gmail.com             |
|        |            |                              | PRS Tiruvallur Kanaga Vallipuram             | 044-27650100           | NP           | NP          | The Principal, Police Recruit School, Kanagavallipuram, Pandur Post, Thiruvallur - 631203                     | pprsavadi@gmail.com                |

## DATA ON POLICE ORGANIZATIONS

### APPENDIX 1 -- CONTINUED...

| SL. NO | NAME | TOTAL NO TRAINING INSTITUTES | NAME OF INSTITUTE               | TELEPHONE NO.              | FAX NO. | MOBILE NO | POSTAL ADDRESS   | E-MAIL ADDRESS        |
|--------|------|------------------------------|---------------------------------|----------------------------|---------|-----------|--|-----------------------|
|        |      |                              | PRS Villupuram @ Kolliyam-kunam | 01417-241266               | NP      | NP        | The Principal, Police Recruit School, Kolliyankulam, Mailam Tindivanam Tk, Villupuram Dist-604304                        | pprsvpm@gmail.com     |
|        |      |                              | PRS Salem @ Mettur              | 04298-242001, 04298-243001 | NP      | NP        | The Principal, Police Recruit School, Melkullaveeranpatti, Mathaiyankuttai post, Mettur Taluk, Salem district-636452     | prssalem12@gmail.com  |
|        |      |                              | Madurai PRS                     | 9498180948                 | NP      | NP        | The Principal, Police Recruit School, Idaiyapatti Village, Amoor South post, Madurai-625110                              | pprsmadurai@gmail.com |
|        |      |                              | Chennai East                    | 044-22315752               | NP      | NP        | Deputy Suptd of Police, Inservice Training Center, Chennai Suburban Commr. of Police, St Thomas Mount, Chennai-16.       | istccneast@gmail.com  |
|        |      |                              | Chennai West                    | 044-28411951               | NP      | NP        | Deputy Suptd of Police, Inservice Training Center, Tennix Annexure, Pudupet, Chennai-600002                              | istccniwest@gmail.com |
|        |      |                              | Kancheepuram                    | 044-27236587               | NP      | NP        | Deputy Suptd of Police, Inservice Training Center, Near Ty.PRS, Kancheepuram Dist-631302                                 | istckpm@gmail.com     |
|        |      |                              | Vellore                         | 0416-2254772               | NP      | NP        | Deputy Suptd of Police, Inservice Training Center, DPO complex, Sathuvacheeri Fort, vellore- 632009                      | istcvlr@gmail.com     |
|        |      |                              | Villupuram                      | 04146-240111               | NP      | NP        | Deputy Suptd of Police, Inservice Training Center, Taulk Police Station Complex road, East Pandy road, Villupuram-605602 | istcvpm@gmail.com     |
|        |      |                              | Salem                           | 0427-2411955               | NP      | NP        | Deputy Suptd of Police, Inservice Training Center, AR Campus, Kumarasamipatti, Salem-636007                              | istcslm@gmail.com     |
|        |      |                              | Trichy                          | 0431-2473633               | NP      | NP        | Deputy Suptd of Police, Inservice Training Center, TSP 1 BN, Premises crawford, Trichy - 62012                           | istctrichy@gmail.com  |
|        |      |                              | Thanjavur                       | 04362-226166               | NP      | NP        | Deputy Suptd of Police, Inservice Training Center, Tamilnadu university police station campus, Thanjavur-613010          | istctan@gmail.com     |
|        |      |                              | Coimbatore                      | 0422-2246600               | NP      | NP        | Deputy Suptd of Police, Inservice Training Center, Dr.Balasundaram Road, PRS Campus, Coimbatore-641018                   | istccbe@gmail.com     |

## DATA ON POLICE ORGANIZATIONS

### APPENDIX 1 -- CONTINUED...

| SL. NO | NAME      | TOTAL NO TRAINING INSTITUTES | NAME OF INSTITUTE  | TELEPHONE NO. | FAX NO.      | MOBILE NO  | POSTAL ADDRESS   | E-MAIL ADDRESS              |
|--------|-----------|------------------------------|--|---------------|--------------|------------|--|-----------------------------|
|        |           |                              | Madurai  | 0452-2523008  | NP           | NP         | Deputy Suptd of Police, Inservice Training Center, AR Campus, Madurai-625014   | istcmadurai@gmail.com       |
|        |           |                              | Dindugul   | 9498192723    | NP           | NP         | Deputy Suptd of Police, Inservice Training Center, AR Campus, Seelapadi, Dindigul-624005   | istcdgl@gmail.com           |
|        |           |                              | Ramnathapuram  | 04567-230356  | NP           | NP         | Deputy Suptd of Police, Inservice Training Center, Collectorate Complex, ramanathapuram district   | istcrmd@gmail.com           |
|        |           |                              | Tirunelveli  | 0462-2562027  | NP           | NP         | Deputy Suptd of Police, Inservice Training Center, Indira Nagar, Near Anna Stadium, AR line, South High Ground road, Palayamkottai, Tirunelveli-627002 | istctirunelveli79@gmail.com |
|        |           |                              | Chennai  | 044-24958149  | NP           | NP         | Police Computer communication Centre, Raja Annamalai Puram, Chennai-28   | ppccptb2012@gmail.com       |
| 24     | Telangana | 6                            | Raj Bahadur Venkat Rama Reddy Telangana State Police Academy | 040-24593211  | 040-24593201 | NP         | Raj Bahadur Venkat Rama Reddy Telangana State Police Academy, Himayath Sagar, Hyderabad-500091, Telangana  | tspa.hyd@gmail.com          |
|        |           |                              | Police Training College, Amberpet                            | 040-27403331  | 040-27401689 | 9440901929 | PTC Amberpet, Pin Code-500013, Hyderabad, Telangana  | prlptcabpt@gmail.com        |
|        |           |                              | Police Training School, Warangl                              | 0870-2956094  | 0870-2956887 | 9440906777 | Police Training School, Warangl, Pin code-506166, Warangal, Telangana  | prlptcwarangal@gmail.com    |
|        |           |                              | Police Training College, Karimnagar                          | NP            | NP           | 9491398617 | Police Training College, Karimnagar, Pincode-505001, Karimnagar, Telangana   | principalptcknr07@gmail.com |
|        |           |                              | Octopus Training Center                                      | 040-23418900  | 040-23407629 | 9490618529 | Green lands, Begumpet, Pin code-500016, Hyderabad, Telangana   | ictsoctopuscontrl@gmail.com |
|        |           |                              | Greyhounds Training Center                                   | 040-24409302  | 040-24409797 | NP         | O/o ADGP, (Greyhounds) Post Bag No. 1 Puppalaguda (Post) Near-Manchirevula(V), Hyderabad-500089, Telangana   | ghscontrol@gmail.com        |

## DATA ON POLICE ORGANIZATIONS

### APPENDIX 1 – CONTINUED...

| SL. NO | NAME          | TOTAL NO TRAINING INSTITUTES | NAME OF INSTITUTE                                  | TELEPHONE NO. | FAX NO.      | MOBILE NO  | POSTAL ADDRESS  | E-MAIL ADDRESS                         |
|--------|---------------|------------------------------|--|---------------|--------------|------------|---|--|
| 25     | Tripura       | 4                            | KTDS Police Training Academy                       | 0381-2342287  | 0381-2342287 | 9436122247 | KTDS Police Training Academy, Narsingarh, West Tripura, Pin-799105                        | ktdspta@tripurapolice.nic.in           |
|        |               |                              | A.Ch.Rama Rao TSR Training Centre                  | 0381-2391390  | 0381-2391390 | 9436571819 | A.Ch.Rama Rao TSR Training Centre, R.K. Nagar,Khash Noagoan,West Tripura,pin-799008       | comdtacrtrtc@tripurapolice.nic.in      |
|        |               |                              | Counter Insurgency & Anti Terrorist School (CIATs) | 03826-220625  | 03826-263321 | 9436543870 | Counter Insurgency & Anti Terrorist School (CIATs) Kachucherra,Dhalai District,Pin-799278 | ciatker@gmail.com                      |
|        |               |                              | Central Training Institute (HG & CD)               | 0381-2903908  | 0381-2903908 | 9436544792 | Central Training Institute (HG & CD),Purba Gakulnagar,Sepahijala District, Pin-799130     | centraltraininginstitute.trg@gmail.com |
| 26     | Uttar Pradesh | 11                           | DR.B.R.A.Police Academy Moradabad                  | 0591-2435733  | 0591-2435117 | 9454402535 | DR.B.R.A.Police Academy Moradabad-244001  | polacademy@up.nic.in                   |
|        |               |                              | Police Training College Moradabad                  | 0591-2412817  | 0591-2412817 | 9454402536 | Police Training College Moradabad-244001  | ptcmd@nic.in                           |
|        |               |                              | Police Training College Sitapur                    | 05862-244263  | 05862-244263 | 9454402537 | Police Training College Sitapur- 261001   | ptctp@nic.in                           |
|        |               |                              | Armed Police Training College Sitapur              | 05862-244231  | 05862-244231 | 9454402538 | Armed Police Training College Sitapur-261001  | adgstp@gmail.com                       |
|        |               |                              | Police Training School Meerut                      | 0121-2708121  | 0121-2708121 | 9454402540 | Police Training School Meerut- 250001   | ptsme-up@nic.in                        |
|        |               |                              | Police Training School Moradabad                   | 0591-2435627  | 0591-2435627 | 9454402539 | Police Training School Moradabad- 244001  | igptsmd@ gmail.com                     |
|        |               |                              | Police Training School Gorakhpur                   | 0551-2281053  | 0551-2281053 | 9454402541 | Police Training School Gorakhpur -273001  | digpts_gkp@yahoo.in                    |
|        |               |                              | Police Training School Sultanpur                   | 05144-234022  | 05144-234022 |            | Police Training School Sultanpur- 228001  | ptsstri@gmail.com                      |
|        |               |                              | Police Training Centre Unnao                       | 05144-234022  | 05144-234022 | 9454402542 | Police Training Centre Unnao-209871   | digptcunnao@gmail.com                  |
|        |               |                              | Armed Police Training School Mirzapur              | 5443222424    | 5443222424   | 9454402543 | Armed Police Training School Mirzapur-231304  | rtcchunar@gmail.com                    |
| 27     | Uttarakhand   | 4                            | PTC, Narendarnagar                                 | 7550243799    | 01378-227245 | 7550243799 | Police Training Center, Narendar nagar, Tehri Garhwal                                     | viceprincipalptcuk@gmail.com           |
|        |               |                              | ATC, Haridwar                                      | 01334-270087  | 01334-270087 | 9411114546 | Armed Training Center, Jwalapur, Haridwar   | atcprincipal@rediffmail.com            |
|        |               |                              | RTC, Dehradun                                      | 0135-2716205  | 0135-2716204 | 9411112706 | Reserve Police Line (RTC), Dehradun   | doonpolice@yahoo.com                   |
|        |               |                              | RTC, 31Bn Pac, Udham-singhnagar                    | 5944-242773   | 05944-242228 | 9411112713 | Reserve Police Line (RTC), 31Bn Pac, Udham-singhnagar                                     | commandant31pac@gmail.com              |



APPENDIX 1 – CONTINUED...

| SL. NO | NAME                           | TOTAL NO TRAINING INSTITUTES | NAME OF INSTITUTE   | TELEPHONE NO.          | FAX NO.         | MOBILE NO  | POSTAL ADDRESS   | E-MAIL ADDRESS   |
|--------|--------------------------------|------------------------------|---|------------------------|-----------------|------------|--|--|
| 28     | West Bengal                    | 12                           | Swami Vivekananda State Police Academy, West Bengal, Barrackpore                          | 033-25923703           | 03325-923703    | 9073345240 | Swami Vivekananda State Police Academy, West Bengal, Barrackpore, PIN -700 120   | svspa@policewb.gov.in<br>svspawb@gmail.com                   |
|        |                                |                              | PTS Salua, Paschim Medinipur  | 03222-296667           | 03222-296044    | NA         | PTS Salua, Paschim Medinipur, PIN- 721 145   | pts-salua@wbpolice.gov.in<br>principalptssalua2017@gmail.com |
|        |                                |                              | STC Salua, EFR 2nd Bn., Paschim Medinipur   | 03222-296667           | 03222-296044    | 9933561706 | STC Salua, EFR 2nd Bn., Paschim Medinipur, PIN- 721 145  | coefr2@policewb.gov.in<br>coefr2@gmail.com                   |
|        |                                |                              | STC, SAP 4th Bn., Kasba, Raigunj, Uttar Dinajpur  | 03523-252660           | 03523 222085/80 | 9083269280 | STC, SAP 4th Bn., Kasba, Raigunj, Uttar Dinajpur, PIN- 733 123   | cosap4@policewb.gov.in<br>stcsap4thbn@gmail.com              |
|        |                                |                              | STC, SAP 9th Bn., Sandhya, Krishnanagar, Nadia  | 03472-227040           | 03472-227040    | 9083269383 | STC, SAP 9th Bn., Sandhya, Krishnanagar, PS-Bhimpur, Nadia, PIN- 741 103   | cosap9@policewb.gov.in<br>stcsandhyasap9thbn@gmail.com       |
|        |                                |                              | STC Dabgram, SAP 12th Bn., Jalpaiguri   | 0353-2568379           | 0353-2568398    | 9064954453 | STC Dabgram, SAP 12th Bn., PO- Satellite Township, PS New Jalpaiguri, Dist.-Jalpaiguri, PIN - 734 015                                | cosap12@policewb.gov.in<br>cosap12thbn@gmail.com             |
|        |                                |                              | STC Barjora, SAP 13th Bn., Bankura  | 03241-297051           | 0343-2543619    | 9635855092 | STC Barjora, SAP 13th Bn., Bankura, PIN- 722 202   | cosap13@policewb.gov.in<br>sap13bnbnbankura@gmail.com        |
|        |                                |                              | STC, SAP 1st Bn.Barrackpore   | 03302592-0213/0214     | 033-2594-6969   | 9635855092 | STC, SAP 1st Bn.Barrackpore, PIN- 700 120  | cosap1@policewb.gov.in<br>stcsap1stbn@gmail.com              |
|        |                                |                              | Kolkata Police Training Academy, Uttar Arupara, Kamardanga, Ramrajatala, Dasnagar, Howrah | 26575053 / 5057 / 4048 | 033-26575051    | 6292257955 | Kolkata Police Training Academy, Uttar Arupara, Kamardanga, Ramrajatala, Dasnagar, Howrah, PIN- 711 112                              | kolkatapoliceacademy@yahoo.com                               |
|        |                                |                              | STC, KAP, BT Lines, Kolkata   | 033 2530 0817          | NA              | 6292258820 | STC, KAP 8th Bn., 29/1 Barrackpore trunk Road, Kossipore, Kolkata-02   | dc8thbnap@kolkatapolice.in                                   |
|        |                                |                              | STC, KAP, 4th Battalion, Kolkata  | 033-2337 3320          | NA              | 6292258840 | STC, KAP, 4th Battalion, Sector-I, A.F. Block, Salt Lake, Kolkata-64   | dc4thbnap@kolkatapolice.in                                   |
|        |                                |                              | STC, KAP, 5th Battalion, Kolkata  | 033-2355 7949          | NA              | 9433238868 | STC, KAP, 5th Battalion, 7/M Commercial Building, Bagmari Road, Ulttadanga, Kolkata-54   | dc5thbnap@kolkatapolice.in                                   |
| 29     | A & N Islands                  | 1                            | Police Training School, Prothrapur, Port Blair  | 03192-261596           | 03192-261598    | 9434261782 | Police Training School, Prothrapur, P. O. Brichgunj, Near District Jail, Port Blair, South Andaman, A & N Islands, Pin Code - 744103 | viceprincipalpts@gmail.com                                   |
| 30     | Chandigarh                     | 1                            | Recruit Training Centre, Sector-26 Chandigarh   | 0172-2750066           | 0172-2746100    | 7087239007 | RTC, Police Lines, Sector-26 Chandigarh  | pdsprtg-chd@nic.in   |
| 31     | D & N Haveli and Daman and Diu | 1                            | POLICE Training School, Saily   | NP                     | NP              | NP         | Police Training School, Saily UT of Dadra and Nagra Haveli, Pin Code- 396230   | NP   |

## DATA ON POLICE ORGANIZATIONS

### APPENDIX 1 -- CONTINUED...

| SL. NO | NAME              | TOTAL NO TRAINING INSTITUTES | NAME OF INSTITUTE                                    | TELEPHONE NO.               | FAX NO.       | MOBILE NO  | POSTAL ADDRESS   | E-MAIL ADDRESS              |
|--------|-------------------|------------------------------|--|-----------------------------|---------------|------------|--|-----------------------------|
| 32     | Delhi             | 6                            | Police Training College, Jharoda Kalan               | 25315385                    | 25315044      | NA         | Police Training College, Jharoda Kalan, New Delhi-110072                             | NA                          |
|        |                   |                              | Police Training School, Jharoda Kalan                | 25315169                    | NA            | NA         | Police Training School, Jharoda Kalan, New Delhi-110072                              | NA                          |
|        |                   |                              | Police Training School, Wazirabad                    | 22967522                    | 22963533      | NA         | Police Training School, Biharipur Wazirabad Delhi                                    | NA                          |
|        |                   |                              | Police Training School, Dwarka                       | 28081224                    | 28081191      | NA         | Police Training School, Dwarka Sec-09, New Delhi                                     | NA                          |
|        |                   |                              | Specialized Training Centre, Rajender Nagar          | 28741442                    | NA            | NA         | Specialized Training Centre, PS Rajender Nagar, New Delhi                            | NA                          |
|        |                   |                              | Academy for Smart Policing, Chanakya Puri            | 23794011                    | NA            | NA         | Academy for Smart Policing, 7 Mother Teresa Crescent, New Delhi                      | NA                          |
| 33     | Jammu and Kashmir | 7                            | Sher -I-Kashmir Police Academy                       | 01992-270200                | 01922-270225  | 9419188811 | Sher -I-Kashmir Police Academy (SKPA), Udhampur                                      | dirskpa@jkpolice.gov.in     |
|        |                   |                              | SPS Police Training College                          | 01922-234445                | 01922-234445  | 9419158687 | SPS Police Training College, Kathua  | ptskathua@jkpolice.gov.in   |
|        |                   |                              | Police Technical Training Institute                  | 01923-23231734              | 01923-231734  | 9419180831 | Police Technical Training Institute (PTTI), Vijaypur                                 | pttivijaypur1998@gmail.com  |
|        |                   |                              | Subsidiary Training Centre, Talwara Reasi            | 019991-254846               | 019991-254846 | 941975029  | Subsidiary Training Centre, Talwara Reasi  | stctalwara@jkpolice.gov.in  |
|        |                   |                              | Subsidiary Training Centre, Sheeri, Baramulla        | 01953246388<br>01952246200  | NP            | 9419040110 | Subsidiary Training Centre, Sheeri, Baramulla  | stcsheeri@jkpolice.gov.in   |
|        |                   |                              | Commando Training Centre (CTC), Lethpora, Awantipora | -                           | -             | 9419333786 | Commando Training Centre (CTC), Lethpora, Awantipora                                 | ctclethpora@jkpolice.gov.in |
|        |                   |                              | Police Training School, Manigam                      | 1942419213                  | 0194-2419213  | 9419049929 | Police Training School, Manigam  | ptsmanigam@jkpolice.gov.in  |
| 34     | Ladakh            | 0                            | 0  | 0                           | 0             | 0          | 0  |                             |
| 35     | Lakshadweep       | 0                            | 0  |                             |               |            |  |                             |
| 36     | Puducherry        | 1                            | Police Training School, Puducherry                   | 0413-2277609 & 0413-2272733 | 0             | 9443269068 | Office of The Superintendent of Police, Police Training School, Gorimedu, Puducherry | sppts.pon@nic.in            |

**DATA ON POLICE ORGANIZATIONS**

**APPENDIX 2-- CAPF WISE TRAINING INSTITUTES IN INDIA**

**AS ON 01.01.2021**

| SL. NO                | NAME                  | TOTAL NO TRAINING INSTITUTES | NAME OF INSTITUTE  | TELEPHONE NO.                  | FAX NO.            | MOBILE NO  | POSTAL ADDRESS   | E-MAIL ADDRESS          |
|-----------------------|-----------------------|------------------------------|--|--------------------------------|--------------------|------------|--|-------------------------|
| (1)                   | (2)                   | (3)                          | (4)  | (5)                            | (6)                | (7)        | (8)  | (9)                     |
| 1                     | Assam Rifles          | 4                            | Assam Rifles Training Centre & School, Dimapur, Nagaland   | 3862261001                     | 3862261002         | 3862265003 | Assam Rifles Training Centre & School<br>PIN – 900 300<br>c/o 99 APO                           | artc.dgar@gmail.com     |
|                       |                       |                              | Assam Rifles Dog Training Centre, Jorhat, Assam            | 3762310439                     | 3762310439         | 7637027281 | Assam Rifles Dog Training Centre, Jorhat, Assam<br>PIN-932 401<br>c/o 99 APO                   | ardog.trg@gov.in        |
|                       |                       |                              | Assam Rifles Information Technology Centre, Silchar, Assam | 3842267208                     | 3842267208         | 9401231630 | Assam Rifles Information Technology Centre, Silchar, Assam<br>PIN-932 303                      | principalarit@gmail.com |
|                       |                       |                              | Assam Rifles Hill Driving School, Teliamura, Tripura       | 3842267157                     | 3824261007         | -          | Assam Rifles Hill Driving School, Teliamura, Tripura<br>PIN-932 029                            | NP                      |
| 2                     | Border Security Force | 25                           | BSF Academy Tekanpur                                       | 07524-274100                   | 274200             | -          | Tekanpur, Distt- Gwalior<br>Pin-475005 (MP)  | acy@bsf.nic.in          |
|                       |                       |                              | TC&S Hazaribag   | 06546-236776                   | 236476             | -          | Meru Camp, Hazaribagh, Pin-825317<br>Jharkhand   | tcszb@bsf.nic.in        |
|                       |                       |                              | CSMT BSF Tekanpur  | 07524-274580                   | 274013             | -          | Tekanpur, Distt- Gwalior<br>Pin-475005 (MP)  | csmt@bsf.nic.in         |
|                       |                       |                              | NTCD BSF Tekanpur  | 07524-274100                   | 274200             | -          | Tekanpur, Distt- Gwalior<br>Pin-475005 (MP)  | ntcd@bsf.nic.in         |
|                       |                       |                              | CSWT BSF Indore  | 0731-2621030                   | 2621030            | -          | Bijasan Road Indore (MP)-475005  | cswt@bsf.nic.in         |
|                       |                       |                              | BIAAT BSF Dehradun   | 0135-2695879                   | 2695879            | -          | BSF Institute of Adventure & Advance Training, Madhowala, Doiwala, Dehradun<br>Pin- 248140(UK) | ddnbiaat@gmail.com      |
|                       |                       |                              | GTS BSF New Delhi  | 011-29958162                   | 29958162           | -          | Pushpa Bhawan, Floor No.2, Madangiri, New Delhi- 110062  | bsfgts@bsf.gov.in       |
|                       |                       |                              | STS-I BSF New Delhi  | 011-29962940                   | 29962940           | -          | Tigri Camp-New Delhi-110062  | stsnd@bsf.gov.in        |
|                       |                       |                              | STS-II BSF Bengaluru                                       | 080-28478594                   | 28478594           | -          | PO-Yelhanka, Bangalore, Karnataka-560064   | stsbglr@bsf.nic.in      |
|                       |                       |                              | STC BSF Srinagar   | 0194-2303396                   | 2303396            | -          | Humhama, Srinagar, J&K – 182126  | stcsgr@bsf.nic.in       |
|                       |                       |                              | STC BSF Udhampur   | 01992-244507                   | 244507             | -          | PO-Ronau, Dhar Road, Udhampur, J&K-182126  | stcudhampur@bsf.nic.in  |
|                       |                       |                              | STC BSF Kharkan Camp                                       | 01882-257088                   | 257088             | -          | PO-Kharka Camp Distt- Hoshiarpur, PB-146001  | stckcamp@bsf.nic.in     |
|                       |                       |                              | STC BSF Jodhpur  | 0291-2573670                   | 2570532            | -          | PO-BSF Campus Mandore Road, Jodhpur (Raj) – 342026   | stcjd@bsf.nic.in        |
|                       |                       |                              | STC BSF Chakur   | 02381-257785                   | 257785             | -          | PO-Chakur, Distt-Latur, Maharashtra – 413513   | stcckr@bsf.nic.in       |
| STC BSF Churachandpur | 03874-234283          | 234283                       | -  | Churachandpur, Manipur, 795128 | stcccpr@bsf.nic.in |            |  |                         |

## DATA ON POLICE ORGANIZATIONS

### APPENDIX 2- CONTINUED...

| SL. NO | NAME                              | TOTAL NO TRAINING INSTITUTES | NAME OF INSTITUTE                                | TELEPHONE NO. | FAX NO.      | MOBILE NO  | POSTAL ADDRESS  | E-MAIL ADDRESS             |
|--------|-----------------------------------|------------------------------|--|---------------|--------------|------------|---|----------------------------|
| (1)    | (2)                               | (3)                          | (4)  | (5)           | (6)          | (7)        | (8)   | (9)                        |
|        |                                   |                              | STC BSF North Bengal                             | 0353-2590812  | 2590030      | -          | Baikunthpur, PO- Salugara, Distt- Jalpaiguri- WB-734402                             | stcnb@bsf.nic.in           |
|        |                                   |                              | STC BSF Hazaribag                                | 06546-236627  | 236627       | -          | Meru Camp, Hazaribagh, Jharkhand-825317   | stchzb@bsf.nic.in          |
|        |                                   |                              | STC BSF Tekanpur                                 | 07524-275436  | 275436       | -          | Tekanpur, Distt-Gwalior- MP- 475005   | stctkp@bsf.nic.in          |
|        |                                   |                              | STC BSF Bengaluru                                | 080-28478427  | 28478161     | -          | PO-Yelhanka, Bangalore, Karnataka – 560064  | stcbglr@bsf.nic.in         |
|        |                                   |                              | STC BSF Indore                                   | 0731-2882500  | 2882500      | -          | Bijasan Road, Indore (MP)- 05   | stcindore@bsf.nic.in       |
|        |                                   |                              | CIAT BSF Karahalli, Bengaluru                    | 080-28478427  | 28478161     | -          | PO-Karahalli, Distt- Bangalore (North) Karnataka – 562110                           | stcbglr@bsf.nic.in         |
|        |                                   |                              | NACP Okha, Gujarat                               | 02892-0262410 | 2570060      | -          | Near Fisheries Research Centre, Okha, Mithapur, Gujarat – 361350                    | bsfnacp@bsf.nic.in         |
|        |                                   |                              | RTC BSF Chhawla                                  | 011-25317414  | 25317430     | -          | PO-Chhawla, New Dlehi-110071  | Comdt025@bsf.nic.in        |
|        |                                   |                              | RTC BSF Bhondsi                                  | 0124-2266400  | 2265909      | -          | Vill- Bhondsi, Near badshapur, Distt- Gurgaon (Haryana)                             | Comdt095@bsf.nic.in        |
|        |                                   |                              | Artillery Training School, Faridkot              | 01639-250871  | 251870       | -          | Talwandi Road, Faridkot, PO&Distt- Faridkot, Punjab-151203                          | hqregtarty@bsf.nic.in      |
| 3      | Central Industrial Security Force | 9                            | National Industrial Security Academy (NISA)      | 040-27872999  | 040-27863997 | NP         | The Director, CISF NISA, Post-Hakimpet, Hederabad, Telangana, Pincod-500078         | nisa-hyderabad@cisf.gov.in |
|        |                                   |                              | Fire Service Training Institute (FSTI) Hyderabad | 040-27861685  | 040-27861685 | 8500231354 | DIG, CISF , FSTI,NISA, Post-Hakimpet, Hederabad, Telangana, Pincod-500079           | digfsti@cisf.gov.in        |
|        |                                   |                              | RTC Arakonam (TN)                                | 04177-246300  | 04177-246400 | 9025526985 | CISF, RTC, Arakkonam, Post: Suraksh Campus, Dist: Ranipet, Pincod 631152, Tamilnadu | rtc-arakkonam@cisf.gov.in  |
|        |                                   |                              | RTC Barwaha(MP)                                  | 07280-222852  | 07280-223595 | 9088057184 | CISF, RTC Barwaha, PO: Dariya Mahal, Barwaha, Dist: Khargone, MP, Pincod: 451115    | rtc-barwaha@cisf.gov.in    |
|        |                                   |                              | RTC Bhilai (CG)                                  | 07882-970912  | NP           | 9470590115 | CISF, RTC, Bhilai, P.O: Utai, Dist: Durg, Chattisgarh, Pincod : 491107              | rtc-bhilai@cisf.gov.in     |
|        |                                   |                              | RTC Deoli (Raj)                                  | 01434-232088  | 01434-232611 | 9340678249 | CISF, RTC, Post: Deoli, Dist: Tonk, Rajasthan, Pincod-304804                        | rtc-deoli@cisf.gov.in      |
|        |                                   |                              | RTC Behror (Raj)                                 | 01494-248005  | 01494-248003 | NP         | CISF, MPRTC, Behor, CISF Camp, Anantpura, Alwar, Rajasthan, Pincod: 301713          | rtc-behror@cisf.gov.in     |
|        |                                   |                              | RTC Mundali                                      | 06712-960114  | 0671-879560  | 8895041355 | CISF, RTC, Mundali, PO-RTC Campus, Dist-Cuttack, State-Odisha, Pincod-754013        | rtc-mundali@cisf.gov.in    |
|        |                                   |                              | DTCL, Ranchi.                                    | 0651-2601015  | 0651-2601017 | 8130456660 | CISF, Dog Training School, Ranchi, Jharkhand  | NP                         |

APPENDIX 2- CONTINUED...

| SL. NO                               | NAME                         | TOTAL NO TRAINING INSTITUTES | NAME OF INSTITUTE  | TELEPHONE NO.  | FAX NO.            | MOBILE NO  | POSTAL ADDRESS   | E-MAIL ADDRESS        |
|--------------------------------------|------------------------------|------------------------------|--|--|--------------------|------------|--|-----------------------|
| (1)                                  | (2)                          | (3)                          | (4)  | (5)  | (6)                | (7)        | (8)  | (9)                   |
| 4                                    | Central Reserve Police Force | 22                           | Recruit Training Centre Srinagar                                     | 0194-2951536   | 0194-2950853       | 9868102041 | The Dy. Inspector General, Recruits Training Centre, CRPF, Srinagar, J&K - 190021  | rtcfour@crpf.gov.in   |
|                                      |                              |                              | Recruit Training Centre Neemuch                                      | 07423-292749   | 07423-292131       | 9409173000 | The Dy. Inspector General, Recruits Training Centre, CRPF, Neemuch, MP - 458445  | rtcone@crpf.gov.in    |
|                                      |                              |                              | Recruit Training Centre Rajgir                                       | 06132-262008   | 06132-233033       | 7350008955 | The Dy. Inspector General, Recruits Training Centre, CRPF, Rajgir (Bihar) - 803116   | rtcfive@crpf.gov.in   |
|                                      |                              |                              | Recruit Training Centre Peringome                                    | 04985-237112   | 04985-236241       | 9446062480 | The Dy. Inspector General, Recruits Training Centre, CRPF, Aravanchal, Peringome, Kannur, Kerala - 670353                    | rtctthree@crpf.gov.in |
|                                      |                              |                              | Recruit Training Centre Avadi  | 044 -29565681  | 044 -29565615      | N/A        | The Dy. Inspector General, Recruits Training Centre, CRPF, Avadi, Chennai, Tamil Nadu - 600065                               | rtctwo@crpf.gov.in    |
|                                      |                              |                              | Recruit Training Centre Amethi                                       | 05368-233022   | 05368-233083       | 9424206461 | The Dy. Inspector General, Recruits Training Centre, CRPF, Trisundi, PO-Ramganj, Amethi (UP) - 228159                        | pplrtcamt@crpf.gov.in |
|                                      |                              |                              | Recruit Training Centre Latur  | 02382-267412   | 02382-267414       | 9414003417 | The Dy. Inspector General, Recruits Training Centre, CRPF, Gangapur, Mahadev Nagar, Barshi Road, Latur, Maharashtra - 413531 | pplrtcltr@crpf.gov.in |
|                                      |                              |                              | Recruit Training Centre Jodhpur                                      | 0291-2960251   | 0291-2960250       | 9414136964 | The Dy. Inspector General, /Recruits Training Centre, CRPF, Paldi Khichiayan, Jodhpur, Rajasthan - 342304                    | rtcjdp@crpf.gov.in    |
|                                      |                              |                              | Central Training College Gwalior                                     | 0751-2560266   | 0751-2650245       | 9425018685 | The Inspector General, Central Training College, CRPF, A.B.Road, Panihar, Gwalior, MP - 475330                               | ctcfour@crpf.gov.in   |
|                                      |                              |                              | Central Training College Neemuch                                     | 07423-292124   | 07423-292772       | 9462273747 | The Inspector General, Central Training College, CRPF GC Campus Neemuch, PO & Distt, Neemuch - 458441                        | ctcone@crpf.gov.in    |
|                                      |                              |                              | Central Training College Mudkhed                                     | 02462 - 275464   | 02462-275400       | 8510000004 | The Inspector General, Central Training College, CRPF, Mudkhed, Distt-Nanded, Maharashtra - 431806                           | ctctthree@crpf.gov.in |
|                                      |                              |                              | Central Training College Coimbatore                                  | 0422 - 2980600   | 0422 - 2460248     | 9978406288 | The Inspector General, Central Training College, CRPF, Thopampatti, Coimbatore, Tamil Nadu - 641017                          | pplcttwo@crpf.gov.in  |
|                                      |                              |                              | Central Training College(Technical) & Information Technology, Ranchi | 0651-2600017   | 0651-2601005       | 9430112196 | The Dy. Inspector General, Central Training College (T&IT), CRPF, Tiril Ashram, PO-Dhurva, Ranchi, Jharkhand - 834004        | hqctcit@crpf.gov.in   |
|                                      |                              |                              | CRPF Academy, Kadarpur   | 0124-2979663   | 0124 -2979602      | 9953003830 | The Addl. Director General, CRPF Academy, Kadarpur, Gurugram, Haryana - 122101   | diracdgg@crpf.gov.in  |
| Internal Security Academy, Mount Abu | 02974 - 238400               | 02974 - 298268               | 7568862254   | The Director / Inspector General, Internal Security Academy, CRPF, Mount Abu, Rajasthan-307501 | dirisa@crpf.gov.in |            |  |                       |

## DATA ON POLICE ORGANIZATIONS

### APPENDIX 2- CONTINUED...

| SL. NO | NAME                       | TOTAL NO TRAINING INSTITUTES | NAME OF INSTITUTE                                       | TELEPHONE NO. | FAX NO.      | MOBILE NO  | POSTAL ADDRESS  | E-MAIL ADDRESS                  |
|--------|----------------------------|------------------------------|---|---------------|--------------|------------|---|---------------------------------|
| (1)    | (2)                        | (3)                          | (4)   | (5)           | (6)          | (7)        | (8)   | (9)                             |
|        |                            |                              | Counter Insurgency & Anti Terrorism School Silchar      | 03841-295558  | 03841-280456 | 9435724513 | The Inspector General, Counter Insurgency & Anti Terrorism School, Udharbond, Silchar, Assam - 788030                           | ciat@crpf.gov.in                |
|        |                            |                              | Counter Insurgency & Anti Terrorism School Shivpuri     | 07492-225702  | 07492-225700 | 9999916055 | The Inspector General, Counter Insurgency & Anti Terrorism School, Shivpuri, M.P - 473551                                       | pplciatsvp@crpf.gov.in          |
|        |                            |                              | Counter Insurgency & Anti Terrorism School Chittoor     | 08586-510540  | 08586-510546 | 9925044445 | The Inspector General, Counter Insurgency & Anti Terrorism School, CRPF, Chittoor, V&PO-Kalikiri, Distt - Chittoor, AP - 517234 | pplciatctr@crpf.gov.in          |
|        |                            |                              | Dog Breeding & Training School Taralu (Karnataka)       | 080-28432020  | 080-28432020 | 6364811628 | Principal, DOG Breeding & Training School, CRPF, Pokaggalipura, Taralu, Distt-South Bangalore, Karnataka - 560116               | dbts@crpf.gov.in                |
|        |                            |                              | CoBRA School for Jungle Warfare & Tactics Belgaum       | 9482584659    | 9482584659   | 9560417111 | Principal CoBRA School of Jungle Warfare & Tactics, CRPF, Vill - Torali, Distt-Belgaum, Karnataka - 590001                      | csjwbtgm@crpf.gov.in            |
|        |                            |                              | RAF Academy for Public Order, Meerut (UP)               | N/A           | 0121-2973040 | 8718845008 | The Dy. Inspector General, RAF Academy for Public Order, (RAPO), CRPF, Vedyasपुरi, Meerut, UP - 250103                          | digrapo@crpf.gov.in             |
|        |                            |                              | Institute of IED Management, Pune(Mah)                  | 02114-295452  | 02114-295450 | 8743999000 | The Dy. Inspector General, Institute of IED Management, GC, CRPF, Talegaon Campus, Pune, POST-Vishnupuri, Maharashtra - 410507  | iiedm@crpf.gov.in               |
| 5      | Indo-Tibetan Border Police | 17                           | ITBP Academy, Mussoorie (UKD)                           | 0135-2632873  | 0135-2632129 | 9530902764 | ITBP Academy, P.O- Mussoorie, Distt- Dehradun (UKD) Pin-248179  | igacademy@itbp.gov.in           |
|        |                            |                              | Basic Trg. Centre (BTC) Bhanu, Panchkula (HRY)          | 01733-258064  | 01733-266090 | 942503955  | Basic Trg Centre, P.O- Bhanu Camp, Distt- Panchkula (HR) Pin-134103   | itcellbtc@itbp.gov.in           |
|        |                            |                              | Mountaineering & Skiing Institute Auli, Joshimath (UKD) | 01389-223203  | 01389-223203 | 9411383999 | Mountaineering & Skiing Institute, ITBP Auli, P.O.-Joshimath, Distt-Chamoli (Uttarakhand), Pin-246443                           | itcellmsi@itbp.gov.in           |
|        |                            |                              | Recruit Training Centre, Kimin (Arunachal Pradesh)      | 0360-2255350  | 0360-2255345 | 9485104907 | RTC Kimin ITBP Police Force, Kimin Distt- Papumpare, Arunachal Pradesh-791121   | digrtckm@itbp.gov.in            |
|        |                            |                              | Recruit Training Centre, Karera (MP)                    | 07493-25222   | 07493-252209 | 9868176442 | RTC Karera ITBP, PO- Karera, Distt- Shivpuri, (Madhya Pradesh)-473662   | itcellrtckr@itbp.gov.in         |
|        |                            |                              | Recruit Training Centre, Sivagangai (Tamilnadu)         | 04575-254201  | 04575-254204 | 8937877123 | Recruit Training Centre, Sivagangai, Vill: Illupaikudi, PO-Padamathur, Distt-Sivagangai, Tamil Nadu, Pin-630562                 | itcellrtcsg@itbp.gov.in         |
|        |                            |                              | Central Training College Alwar (Raj)                    | 01468-233000  | 01468-233000 | 9401003439 | Central Training College, ITB Police Force (MHA) Aravali Camp, PO- Sahdoli, Tehsil- Ramgarh Distt- Alwar (Rajasthan) 301028     | itcellctcollege@itbp.gov.in     |
|        |                            |                              | Support Weapon Training School Karera (MP)              | 07493-253057  | 07493-253057 | 9915255464 | SWTS, ITB Police. P.O. Karera. District Shivpuri(MP)  | itcellwpntrg-school@itbp.gov.in |

**DATA ON POLICE ORGANIZATIONS**

**APPENDIX 2- CONTINUED...**

| SL. NO | NAME                             | TOTAL NO TRAINING INSTITUTES | NAME OF INSTITUTE  | TELEPHONE NO.   | FAX NO.      | MOBILE NO  | POSTAL ADDRESS   | E-MAIL ADDRESS                   |
|--------|----------------------------------|------------------------------|--|-----------------|--------------|------------|--|----------------------------------|
| (1)    | (2)                              | (3)                          | (4)  | (5)             | (6)          | (7)        | (8)  | (9)                              |
|        |                                  |                              | Counter Insurgency Jungle Warfare School, Belgaum (Karnataka)  | 0831-2416322    | 0831-2416322 | 9463619504 | Cijw School Halbhavi Camp, Po Vantamuri Dist- Belagavi (Karnataka) Pin- 591156   | digcijw.itbp.nic.in              |
|        |                                  |                              | Mountain Driving School, Almora (UKD)  | 05962-241085    | 05962-241085 | 9958181614 | Mountain Driving School, Indo Tibetain Border Police Force Katarmal Camp Kosi Almora (U.k) Pin- 263643                   | itcellmtdvgtgrg                  |
|        |                                  |                              | Signal Training School (STS) Shivpuri (MP)   | 07492-224906    | 0792-223070  | 971778747  | Signal Training School, Itbp Distt- Shivpuri, Shivpuri Madhya Pradesh, Pin - 473551                                      | itcellsigtrg-school@itbp.gov.in  |
|        |                                  |                              | Animal Training School, Lohitpur   | 3804266089      | 3804266087   | 9560660026 | ATS, ITBP, Lohitpur, Tezu, Distt. Lohit, Arunachal Pradesh, Pin 792001   | itcellanmltrg-school@itbp.gov.in |
|        |                                  |                              | National U.N.CIVPOL Centre, Tigri New Delhi  | 011-26045077    | 011-26045077 | 9968289601 | Un Civpol, 22 Bn, ITBP, Tigri Camp, PO- Madangir, New Delhi-110062   | uncivpol@itbp.gov.in             |
|        |                                  |                              | Clerical Training School, Saboli, Sonapat (HRY)  | 011-27281798    | 011-27284598 | 9871158006 | Clerical Training School, SS Bn, I.T.B.P Saboli Camp, PO: Nathupur, Tehsil & Distt- Sonapat (Haryana)                    | comdtssbn@itbp.gov.in            |
|        |                                  |                              | High Altitude Medical School, Leh(Ladakh)  | 1982264410      | 01982-264079 | 9419219292 | High Altitude Medical Training School (HAMTS) (Ladakh) C/O 56 Apo  | hamedtrgsch@itbp.gov.in          |
|        |                                  |                              | National Institute For Training In Search, Rescue And Disaster Response, (NITSRDR) Ramgarh Bhanu Panchkula (HRY) | 01733-0258064   | 01733-258575 | 9425403955 | National Institute For Training In Search, Rescue And Disaster Response (NITSRDR), Sector-26, Panchkula (Haryana)-134116 | comdtnitsrdr@itbp.gov.in         |
|        |                                  |                              | National Training Centre For Dogs & Animals, Bhanu   | 01733-258064    | 01733-258575 | 9425403955 | National Training Centre For Dogs And Animals (NTCD&A), BTC, PO-Bhanu, ITBP, Panchkula, Haryana-134103                   | itcellbtc@itbp.gov.in            |
| 6      | National Disaster Response Force | 1                            | NDRF Academy, Nagpur   | 0712-2980244    | NP           | NP         | NDRF Academy,61/1, CIVIL LINES, Nagpur-440001  | ndrfacademy@gmail.com            |
| 7      | National Security Guards         | 1                            | Training Centre, NSG Manesar(Gurgaon) HR-122051  | 0124-2864800    | 0124-2864590 | 7889606188 | Manesar(Gurgaon) HR-122051   | igtrg@nsg.gov.in                 |
| 8      | Railway Protection Force         | 13                           | RPF/Zonal Training Centre, Nasik/Central Railway   | 0253-2462510/11 | Nil          | 7219611703 | Samangaon Rd, Near by Govt. Polytechnic collage, Nashik road, Nashik, Maharashtra-422214                                 | ztrcpfnk@gmail.com               |
|        |                                  |                              | RPF/Training Centre/East Central Railway, Mokamaghat   | -               | -            | 7763989832 | RPF/Training Centre Moka-maghat, Dist- Patna, Bihar-803303   | ptcrpftcmkg@gmail.com            |
|        |                                  |                              | RPF/Multi Disciplinary Specialized Training institute/Eastern Railway  | -               | -            | 9002027111 | -  | rpfztcckpa@gmail.com             |
|        |                                  |                              | RPF/Zonal Training Centre, Subedarganj, Prayagraj  | 0532-2435092    | -            | 9794832218 | RPF/ZTC/NCR, Subedarganj, Prayagraj- Pin-211015  | rpfztcsubedarganj@gmail.com      |

## DATA ON POLICE ORGANIZATIONS

### APPENDIX 2- CONTINUED...

| SL. NO | NAME                | TOTAL NO TRAINING INSTITUTES | NAME OF INSTITUTE                              | TELEPHONE NO.                        | FAX NO.                | MOBILE NO  | POSTAL ADDRESS  | E-MAIL ADDRESS  |
|--------|---------------------|------------------------------|--|--------------------------------------|------------------------|------------|---|---|
| (1)    | (2)                 | (3)                          | (4)  | (5)                                  | (6)                    | (7)        | (8)   | (9)   |
|        |                     |                              | Zonal Training Centre/ RPF/Gorakhpur           | -                                    | -                      | 9794840707 | ZTC/NER, Gorakhpur, UP- 273012  | ptcrpfgkp@gmail.com   |
|        |                     |                              | Zonal RPF training centre, Domohani            | 03561-233054                         | 03561-233054           | 9002052709 | PO- Domohani, PS-Mayanguri, Dist- Jalpaiguri (WB)-735302  | rpftc.doi@gmail.com   |
|        |                     |                              | RPF/Training Centre/ Bandikui                  | 095-43954                            | -                      | 9001199744 | West Side of Rly Station Bandikui, Dist- Dausa, Rajasthan-303313  | principalrpf-trainingcentrebandikui@gmail.com               |
|        |                     |                              | RPF/Training Centre/ Moula-Ali                 | 040-27783232                         | --                     | 9701370714 | Commandant (Designated as Sr.Divisional Security  | Hm_tcmlly@gmail.com   |
|        |                     |                              | RPF/Zonal Training Institute/Kharagpur         | 03222-221892                         | 080-62838              | 9002081701 | 2I/C (Designated as Divisional Security Commissioner/Commanding officer, Level-11)  | rpftzikgp@gmail.com   |
|        |                     |                              | Zonal RPF training centre, Kimbergarden Trichy | 0431-2352386                         | -                      | 9003864723 | Dy. Commandant  | principalptckg@gmail.com                                    |
|        |                     |                              | Zonal Training Centre for Dog/ Podanur         | 0422-201800                          | -                      | 9047893780 | ZTC for Dog, RPF, No.443, Vellalore Road, 20 Block, opposite Rly. Colony, Podanur, Coimbatore, Pin code -641023                             | ZTCDPTJ@gmail.com   |
|        |                     |                              | Zonal Training Centre/ RPF, Valsad/WR          | 2632248562                           | -                      | 9724048496 | OTHERS Gr.A/B **  | principalrpfwbwr@gmail.com                                  |
|        |                     |                              | J.R.RPF Academy Lucknow                        | 0522-2450341                         | 0522-2451730 & 2450341 | 9794833743 | J R RPF, Post-Manak Nagar, Lucknow, (UP)-226011   | directorjrpfacademy@gmail.com                               |
| 9      | Sashastra Seema Bal | 12                           | SSB Academy Bhopal                             | 0755-2867509, 6261838347             | 0755-2867509           | 7298080786 | Government of India (MHA) Office of the Director, Sashastra Seema Bal, Academy Bhopal (MP), Pin Code – 462036                               | ssb.academy-ctrl@ssb.gov.in                                 |
|        |                     |                              | CTC SSB Srinagar (UK)                          | 01346-250450, 01346-250451           | 01346-250450           | 8859300001 | The Dy. Inspector General, CTC, SSB, Srinagar Garhwal, Post- Srinagar, Distt- Pauri, Uttarakhand, Pin Code – 246174                         | Contrlroom.ctc@ssb.gov.in, digtctcsng, ssbuk@gov.in         |
|        |                     |                              | CTC SSB Sapri (HP)                             | 01970-223389                         | 01970-223389           | 9720214441 | The Dy. Inspector General, CTC, SSB, Sapri, PO & Tehsil – Jawalamukhi, Distt- Kangra (Himachal Pradesh), Pin Code - 176031                  | Control.ctcssbsapri@ssb.gov.in, warbdwo-ctcsapri-SSB@gov.in |
|        |                     |                              | RTC Salonibari (Assam)                         | 03712-258650                         | 03712-258650           | 9419299688 | The Dy. Inspector General, RTC, SSB, Salonibari, PO- Salonibari, Distt- Sonitpur (Assam), Pin Code- 784101                                  | Ctrlrtc-ssbslb@ssb.gov.in, digtctslb@gmail.com              |
|        |                     |                              | RTC Supaul (Bihar)                             | 98354557831                          | -                      | 6203818481 | The Dy. Inspector General, RTC, SSB, Supaul, Vill- Asanpur Kupaha, PO- Parsa Madho, Distt- Supaul (Bihar) Pin Code- 852138                  | rtcssbsupaul@gmail.com                                      |
|        |                     |                              | RTC Gorakhpur (UP)                             | 0551-2260043, 8005488904, 5512974026 | 2260139                | 7979803755 | The Dy. Inspector General, RTC, SSB, Gorakhpur, FCIL Complex, PO- Gorakhpur, Distt- Gorakhpur (UP), Distt- Gorakhpur (UP), Pin Code- 273007 | Controlrtcssbgkp@ssb.gov.in, rtcgkpsb@gmail.com             |
|        |                     |                              | RTC Alwar (Rajasthan)                          | 01492-231524                         | 01492-231524           | 9695553672 | The Dy. Inspector General, RTC, SSB, Alwar, VPO- Roond Maujpur, Tehsil- Laxmangarh, Distt- Alwar (Rajasthan), Pin Code- 321633              | rtcssbalwar@gmail.com                                       |



**APPENDIX 2- CONTINUED...**

| SL. NO | NAME | TOTAL NO TRAINING INSTITUTES | NAME OF INSTITUTE                           | TELEPHONE NO. | FAX NO.                       | MOBILE NO                                | POSTAL ADDRESS   | E-MAIL ADDRESS                                       |
|--------|------|------------------------------|---|---------------|-------------------------------|--|--|--|
| (1)    | (2)  | (3)                          | (4)   | (5)           | (6)                           | (7)                                      | (8)  | (9)  |
|        |      |                              | CI&JW School Gwaldam (UK)                   | 01363-274269  | 01363-274270,<br>01363-274269 | 9412566243                               | The Deputy Inspector General, CI&JW School, SSB, Gwaldam, Distt- Chamoli (Uttarakhand), Pin Code- 246441                               | trgcijwgdm@gmail.com                                 |
|        |      |                              | Intelligence Training School, Kolkata       | 033-24431843  | 033-24431843                  | 8902498680                               | The Second-in-Command, ITC, SSB, Kolkata, Plot No. 1/21, Block-J, Sector-III, Kasba Industrial Estate, Kolkata, Pin Code – 700107 (WB) | Qm-itskol@ssb.gov.in                                 |
|        |      |                              | TTC, Kasumpti (HP)                          | 0177-2620470  | 0177-2620470                  | 9990778206                               | The Dy. Commandant, Telecom Training Centre (TTC), SSB, Down Kothi, Kasumpti, Shimla (HP), Pin Code- 171009                            | ttckasumpti.ss@gov.in                                |
|        |      |                              | Dog Training Centre, Dera Alwar (Rajasthan) | 01464-252100  | 01464-252100                  | 9999479026,<br>9696887745,<br>9560838797 | The Commandant (Vety), Dog Training Cum Breeding Centre, SSB, Dera, PO- Reni, Distt- Alwar (Rajasthan), Pin Code- 301409               | ControlDTBC.ssbdera@ssb.gov.in, dtcss-balw@gmail.com |
|        |      |                              | Medic Training Centre Shimla (HP)           | 0177-2652329  | 0177-2652329                  | 9434738202                               | The Commandant (Medical), MTC, SSB, Shimla, Fir Hill Shimla (HP)   | mtc.com-dt-SSB@nic.in                                |

## DATA ON POLICE ORGANIZATIONS

### APPENDIX 3-- STATE/UT WISE PAY SCALES FROM THE RANK OF CONSTABLE TO DY. SUPERINTENDENT OF POLICE

AS ON 01.01.2021

| Sl. No. | STATES/UTs         | ASP/DY.SP/ ASST. COMMANDANT  | INSPECTOR / RI  | S.I./RSI  | A.S.I./ARSI   | HEAD CONSTABLE  | CONSTABLE   |
|---------|--------------------|--|---|---|---|---|---|
| (1)     | (2)                | (3)  | (4)   | (5)   | (6)   | (7)   | (8)   |
| 1       | Andhra Pradesh @   | 40270 - 93780  | 35120 - 87130   | 28940 - 78910   | 23100 - 67990   | 21230 - 63010   | 16400 - 49870   |
| 2       | Arunachal Pradesh  | 56100  | 44900   | 35400   | 29200   | 25500   | 21700   |
| 3       | Assam              | 36000-110000, GP-12700   | 2200-97000, GP-10300  | 14000-60500, GP-8700  | 14000-60500, GP-7400  | 14000-60500, GP-6800  | 14000-60500, GP-5600  |
| 4       | Bihar              | Level-9 (53100-93000)  | Level-7 (44900-78800)   | Level-6 (35400-62200)   | Level-5 (29200-51100)   | Level-4 (25500-44800)   | Level-3 (21700-38300)   |
| 5       | Chhattisgarh       | Level-12 (56100-177500)  | Level-09 (38100-120400)   | Level-08 (35400-112400)   | Level-06 (25300-80500)  | Level-05 (22400-71200)  | Level-04 (19500-62000)  |
| 6       | Goa                | Level-10 (Rs.56100 - 177500)   | Level-7 (Rs.44900 -142400)                                      | Level-6 (Rs.35400 -112400)                                      | Level-4 (Rs. 25500-81100)                                       | Level-4 (Rs. 25500-81100)                                       | Level-2 (Rs. 19900 - 63200)   |
| 7       | Gujarat            | 56100-177500   | 44900-142400  | 39900-126600  | 29200-92300   | 21700-69100   | 18000-56900   |
| 8       | Haryana            | Level-9 (53100)  | Level-7 (44900)   | Level-6 (35400)   | Level-5 (29200)   | Level-4 (25500)   | Level-3 (21700)   |
| 9       | Himachal Pradesh @ | Band Pay Rs. 15600-39100+Grade Pay Rs. 5400                                  | Band Pay Rs. 10300-34800+Grade Pay Rs. 4800                     | Band Pay Rs. 10300-34800+Grade Pay Rs. 4600                     | Band Pay Rs. 10300-34800+Grade Pay Rs. 4400                     | Band Pay Rs. 10300-34800+Grade Pay Rs. 3600                     | ^   |
| 10      | Jharkhand          | 53100  | 44900   | 35400   | 29200   | 25500   | 21700   |
| 11      | Karnataka          | 52650-97100  | 43100-83900   | 37900-70850   | 30350-58250   | 27650-52650   | 23500-47650   |
| 12      | Kerala             | 45800 - 89000 - S 19   | 39500 - 83000 - S 16  | 32300 - 68700 - S 13  | 30700 - 65400 - S 12  | 27800 - 59400 - S 10  | 22200 - 48000 - S 7   |
| 13      | Madhya Pradesh     | Level 12 (56100-177500)<br>Level 13- 67300-206900,<br>Level 14- 79900-211700 | Level 9 (42700-135100)  | Level 8 (36200-114800)  | Level 6 (28700-91300)   | Level 5 (25300-805000)  | Level 4 (19500-62000)   |
| 14      | Maharashtra        | S-20<br>56100-177500   | S-18<br>49100-155800  | S-14<br>38600-122800  | S-10<br>29200-92300   | S-9<br>26400-83600+750  | S-7<br>21700-69100+750  |
| 15      | Manipur            | Level-12 In The Pay Matrix 53100 - 16780                                     | Level-9 In The Pay Matrix 43300 - 137100                        | Level-8 In The Pay Matrix 38800 - 123100                        | Level-5 In The Pay Matrix 25500 - 81100                         | Level-12 In The Pay Matrix 21700 - 69100                        | Level-12 In The Pay Matrix 19900 - 63200  |
| 16      | Meghalaya          | Level - 15   | Level - 12  | Level - 11  | Level - 6   | Level - 5   | Level - 4   |
| 17      | Mizoram            | Level-10 (15600-39100)   | Level-8 (9300-34800)  | Level-7 (9300-34800)  | Level-6 (9300-34800)  | Level-4 (5200-20200)  | Level-1A (5200-20200)   |
| 18      | Nagaland           | Level-13   | Level-11  | LEVEL-8   | Level-6   | Level-5   | Level-3   |
| 19      | Odisha             | Level-12 (56100 to 177500)   | Level-10 (44900 to 142400)                                      | level-9 (35400 to 112400)                                       | Level-8 (29200 to 92300)  | Level-7-(25500 to 81100)  | Level-5 (21700 to 69100)  |
| 20      | Punjab             | Band Pay Rs. 15600-39100+Grade Pay Rs. 5400 (Initial Pay Rs. 21000/-)        | Band Pay Rs. 10300-34800+Grade Pay Rs. 4800 (Initial Pay 18250) | Band Pay Rs. 10300-34800+Grade Pay Rs. 4600 (Initial Pay 18030) | Band Pay Rs. 10300-34800+Grade Pay Rs. 4400 (Initial Pay 17420) | Band Pay Rs. 10300-34800+Grade Pay Rs. 3600 (Initial Pay 14430) | Band Pay Rs. 10300-34800+Grade Pay Rs. 3200 (Initial Pay 13500)                             |
| 21      | Rajasthan          | Level-14   | Level-12  | Level-11  | Level-10  | Level-8   | Level-5   |
| 22      | Sikkim             | 5400 (16)  | 5000 (15)   | 4200 (12)   | 3800 (11)   | 3400 (10)   | 2400 (6)  |
| 23      | Tamil Nadu #       | Level - 22 (56100 -177500)   | Level - 20 (37700-119500)                                       | Level - 18 (36900-116600)                                       | NA  | Level- 10 (20600-65500)   | For Grade I Constable Level-8 (19500-62000)<br>For Grade II Constable Level-5 (18600-57900) |
| 24      | Telangana          | 40270 - 93780  | 35120 - 87130   | 28940 - 78910   | 23100 - 67900   | 21230 - 63010   | 16400 - 49870   |
| 25      | Tripura            | Level - 14   | Level - 13  | Level - 10  | Level - 8   | Level - 7   | Level - 6   |

@7 CPC not implemented in Himachal Pradesh

\*Band Pay Rs. 10300-34800+Grade Pay Rs. 3200 However, constables appointed on and after 01.01.2015 are getting 5910-20200+1900 GP and 10300-34800+3200 GP will be given after 08 years of regular service

#Tamil Nadu has implemented a different pattern of Level matrix

**APPENDIX 3-- CONTINUED...**

| Sl. No. | STATES/UTs                     | ASP/DY.SP/ ASST. COMMANDANT  | INSPECTOR / RI              | S.I./RSI                   | A.S.I./ARSI                              | HEAD CONSTABLE           | CONSTABLE                  |
|---------|--------------------------------|------------------------------|-----------------------------|----------------------------|--|--------------------------|----------------------------|
| (1)     | (2)                            | (3)                          | (4)                         | (5)                        | (6)                                      | (7)                      | (8)                        |
| 26      | Uttar Pradesh                  | Level-10 (56100-177500)      | Level-6 (44900-142400)      | Level-6 (35400-112400)     | Level-5 (29200-92300)                    | Level-4 (25500-81100)    | Level-3 (21700-69100)      |
| 27      | Uttarakhand                    | Level-10 (56100-177500)      | Level-8 (47600-151100)      | Level-7 (44900-142400)     | Level-5 (29200-92300)                    | Level-4 (25500-81100)    | Level-3 (21700-69100)      |
| 28      | West Bengal                    | Level-16 (Rs. 56100-144300)  | Level-14 (Rs. 39900-102800) | Level-10 (Rs. 32100-82900) | Level-08 (Rs. 27000-68900)               | Nil                      | Level-06 (Rs. 22700-58500) |
| 29      | A & N Islands                  | Level-8 (47600-151100)       | Level-7 (Rs44900-142400)    | Level-6 (Rs 35400-112400)  | Level-5 ( Rs 29200-92300)                | Level-4 (Rs 25500-81100) | Level-3 (Rs 21700-69100)   |
| 30      | Chandigarh                     | 15600-39100 GP 5400          | 10300-34800 GP 4800         | 10300-34800 GP 4600        | 10300-34800 GP 4400                      | 10300-34800 GP 3600      | 10300-34800 GP 3200        |
| 31      | D & N Haveli and Daman and Diu | Level-10 (56100-177500)      | Level-7 (44900-142400)      | Level-6 (35400-112400)     | Level-5 (29200-92300)                    | Level-4 (25500-81100)    | Level-3 (21700-69100)      |
| 32      | Delhi                          | Level-8 to 11 (47600-208700) | Level-7 (44900-142400)      | Level-6 ( 35400-112400)    | Level 5 & 6 (29200-92300 & 35400-112400) | Level-4 (25500-81100)    | Level-3 (21700-69100)      |
| 33      | Jammu and Kashmir              | Level-08 (47600-151100)      | Level-6E (35900-113500)     | Level-6C (35700-113100)    | Level-6 (35400-112400)                   | Level-5 (29200-92300)    | Level-3A (25300-80500)     |
| 34      | Ladakh                         | Level-8 (47600-151100)       | Level-6 E (35900-113500)    | Level-6 C (35700-11310)    | Level-6 (35400-112400)                   | Level-5 (29200-92300)    | Level-2 (19900-63200)      |
| 35      | Lakshadweep                    | Level-8                      | Level-7                     | Level-6                    | Level-5                                  | Level-4                  | Level-3                    |
| 36      | Puducherry                     | Level - 8                    | Level - 7                   | Level - 6                  | Level - 5                                | Level - 4                | Level - 3                  |

@7 CPC not implemented in Himachal Pradesh

\*Band Pay Rs. 10300-34800+Grade Pay Rs. 3200 However, constables appointed on and after 01.01.2015 are getting 5910-20200+1900 GP and 10300-34800+3200 GP will be given after 08 years of regular service

#Tamil Nadu has implemented a different pattern of Level matrix

## DATA ON POLICE ORGANIZATIONS

### APPENDIX 4-- CAPF WISE PAY SCALES FROM THE RANK OF CONSTABLE TO DY. SUPERINTENDENT OF POLICE

AS ON 01.01.2021

| SL. NO. | CENTRAL ARMED POLICE FORCE & SPECIALISED FORCES | ASST COMMANDANT            | SUBEDAR MAJOR             | INSPECTOR                  | S.I.                       | A.S.I.                    | HEAD CONSTABLE            | CONSTABLE              |
|---------|---|----------------------------|---------------------------|----------------------------|----------------------------|---------------------------|---------------------------|------------------------|
| (1)     | (2)   | (3)                        | (4)                       | (5)                        | (6)                        | (7)                       | (8)                       | (9)                    |
| 1       | Assam Rifles                                    | Level-10<br>(56100)        | Level-08<br>(47600)       | Level-07<br>(44900)        | Level-06<br>(35400)        | Level-05<br>(29200)       | Level-04<br>(25500)       | Level-03 (21700)       |
| 2       | Border Security Force                           | Level -10                  | Level -8                  | Level -7                   | Level -6                   | Level -5                  | Level -4                  | Level -3               |
| 3       | Central Industrial Security Force               | Level-10<br>(56100-177500) | NA                        | Level-07<br>(44900-142400) | Level-06<br>(35400-112400) | Level-05<br>(29200-92300) | Level-04<br>(25500-81100) | Level-03 (21700-69100) |
| 4       | Central Reserve Police Force                    | Level-10<br>(56100-177500) | NA                        | Level-07<br>(44900-142400) | Level-06<br>(35400-112400) | Level-05<br>(29200-92300) | Level-04<br>(25500-81100) | Level-03 (21700-69100) |
| 5       | Indo-Tibetan Border Police                      | Level-10<br>(56100-177500) | Level-8<br>(47600-151100) | Level-7<br>(44900-142400)  | Level-6<br>(35400-112400)  | Level-5<br>(29200-92300)  | Level-4<br>(25500-81100)  | Level-3 (21700-69100)  |
| 6       | National Disaster Response Force                | Level-10<br>(56100-177500) | NA                        | Level-07<br>(44900-142400) | Level-06<br>(35400-112400) | Level-05<br>(29200-92300) | Level-04<br>(25500-81100) | Level-03 (21700-69100) |
| 7       | National Security Guards                        | Level-10                   | NA                        | Level-7                    | Level-6                    | Level-5                   | LEVEL-4                   | Level-3                |
| 8       | Railway Protection Force                        | LEVEL-10                   | N/A                       | LEVEL -7                   | LEVEL-6                    | LEVEL-5                   | LEVEL-4                   | LEVEL-3                |
| 9       | Sashastra Seema Bal                             | Level-10<br>(56100-177500) | Level-8<br>(47600-151100) | Level-7<br>(44900-142400)  | Level-6<br>(35400-112400)  | Level-5<br>(29200-92300)  | Level-4<br>(25500-81100)  | Level-3 (21700-69100)  |

**APPENDIX 5 -- STATE/UT WISE TERRORISM / EXTREMISM AFFECTED POLICE DISTRICTS DURING THE CALENDAR YEAR 2020**

AS ON 01.01.2021

| Sl. No.          | STATES/UTs                     | NUMBER OF POLICE DISTRICTS AFFECTED FROM TERRORIST / EXTREMIST |
|------------------|--------------------------------|--|
| (1)              | (2)                            | (3)  |
| 1                | Andhra Pradesh                 | 6  |
| 2                | Arunachal Pradesh              | 3  |
| 3                | Assam                          | NA   |
| 4                | Bihar                          | 17   |
| 5                | Chhattisgarh                   | 14   |
| 6                | Goa                            | 0  |
| 7                | Gujarat                        | NA   |
| 8                | Haryana                        | 0  |
| 9                | Himachal Pradesh               | 0  |
| 10               | Jharkhand                      | 22   |
| 11               | Karnataka                      | 0  |
| 12               | Kerala                         | 5  |
| 13               | Madhya Pradesh                 | 2  |
| 14               | Maharashtra                    | 3  |
| 15               | Manipur                        | 16   |
| 16               | Meghalaya                      | 5  |
| 17               | Mizoram                        | 0  |
| 18               | Nagaland                       | 11   |
| 19               | Odisha                         | 15   |
| 20               | Punjab                         | 0  |
| 21               | Rajasthan                      | 0  |
| 22               | Sikkim                         | 0  |
| 23               | Tamil Nadu                     | 0  |
| 24               | Telangana                      | 11   |
| 25               | Tripura                        | 0  |
| 26               | Uttar Pradesh                  | 3  |
| 27               | Uttarakhand                    | 0  |
| 28               | West Bengal                    | 5  |
| 29               | A & N Islands                  | 0  |
| 30               | Chandigarh                     | 0  |
| 31               | D & N Haveli and Daman and Diu | 0  |
| 32               | Delhi                          | 0  |
| 33               | Jammu and Kashmir              | 15   |
| 34               | Ladakh                         | 0  |
| 35               | Lakshadweep                    | 0  |
| 36               | Puducherry                     | 0  |
| <b>All India</b> |                                | <b>153</b>   |

## DATA ON POLICE ORGANIZATIONS

### APPENDIX 6-- CENTRAL INVESTIGATION AGENCIES & OTHER CENTRAL POLICE ORGANIZATIONS (CPOs) WISE TRAINING INSTITUTES IN INDIA AS ON 01.01.2021

| SL. No | CENTRAL INVESTIGATION AGENCIES & OTHER CENTRAL POLICE ORGANISATIONS (CPOs) | TOTAL NO | NAME OF INSTITUTE                   | TELEPHONE NO. | FAX NO.      | MOBILE NO  | POSTAL ADDRESS   | E-MAIL ADDRESS   |
|--------|--|----------|-------------------------------------|---------------|--------------|------------|--|--|
| (1)    | (2)  | (3)      | (4)                                 | (5)           | (6)          | (7)        | (8)  | (9)  |
| 1      | Bureau of Police Research & Development (BPR&D)                            | 6        | CAPT, Bhopal                        | 0755-2706000  | 0755-2706000 | 9425300001 | Central Police Training Academy, Kanhasaiya, PO-Kokta, Bhopal-462022                             | <a href="mailto:dir.capt@bprd.nic.in">dir.capt@bprd.nic.in</a>                       |
|        |  |          | CDTI, Ghaziabad                     | 0120-2986732  | 0120-2986732 | 9968892424 | Central Detective Training Institute, Sector-19, Kamla Nehru Nagar, Ghaziabad, UP, Pin-201002    | <a href="mailto:principalcdts-gzb2021@gmail.com">principalcdts-gzb2021@gmail.com</a> |
|        |  |          | CDTI, kolkata                       | 033-22841049  | 22844579     | 7005101003 | Central Detective Training Institute, Park Circus, 30 Gora Chand Road, Kolkata -700014           | <a href="mailto:cdts.kolbprd@nic.in">cdts.kolbprd@nic.in</a>                         |
|        |  |          | CDTI, Hyderabad                     | 040-27038182  | 27036865     | 7005101003 | Central Detective Training Institute, Ramnathapur, PO Amberpet, Hyderabad, Telangana-500013      | <a href="mailto:cdtshyderabad@nic.in">cdtshyderabad@nic.in</a>                       |
|        |  |          | CDTI, Chandigarh                    | 0172-2602216  | 172660312    | 7602555509 | Central Detective Training Institute, CIFs Complex, Dakshin Marg, Sector-36/A, Chandigarh-160036 | <a href="mailto:cdts.chd@nic.in">cdts.chd@nic.in</a>                                 |
|        |  |          | CDTI, Jaipur                        | 0140-2823100  | NP           | 9752271777 | Central Detective Training Institute, Dehmi Kalan, Ajmer Road, Jaipur-303007                     | <a href="mailto:cdts.bprdjaipur@gmail.com">cdts.bprdjaipur@gmail.com</a>             |
| 2      | Central Bureau of Investigation (CBI)                                      | 1        | CBI Training Academy, Ghaziabad, UP | 0120-2781725  | 0120-2755999 | 9958947773 | Ghaziabad, UP  | NA   |

APPENDIX 6-- CONTINUED...

| Sl. No       | CENTRAL INVESTIGATION AGENCIES & OTHER CENTRAL POLICE ORGANISATIONS (CPOs)                      | TOTAL NO  | NAME OF INSTITUTE  | TELEPHONE NO.          | FAX NO.                | MOBILE NO  | POSTAL ADDRESS   | E-MAIL ADDRESS   |
|--------------|---|-----------|--|------------------------|------------------------|------------|--|--|
| (1)          | (2)   | (3)       | (4)  | (5)                    | (6)                    | (7)        | (8)  | (9)  |
| 3            | Directorate of Coordination Police Wireless (DCPW)  | 2         | Central Police Radio Training Institute, Vandematram Road, New Delhi-110060        | 011-25860390, 25728739 | 011-25785519           | 8800673936 | Central Police Radio Training Institute, Vandematram Road, New Delhi 110060.                             | rkverma@dcpw.gov.in  |
|              |   |           | Regional Police Wireless Training Institute (RPWTI), Sector 25D, Chandigarh-160023 | 0172-2920037           | 0172-2920037           | NA         | Regional Police Wireless Training Institute (RPWTI), Sector 25D, Chandigarh 160023                       | <a href="mailto:rkverma@dcpw.gov.in">rkverma@dcpw.gov.in</a>         |
| 4            | Lok Nayak Jayaprakash Narayan National Institute of Criminology & Forensic Science (LNJN-NICFS) | 1         | LNJN National Institute of Criminology & Forensic Science                          | 011-27514161, 27521091 | 011-27510586, 27511571 | NP         | LNJN National Institute of Criminology & Forensic Science, Sec-03, Rohini, Outer Ring Road, Delhi-110085 | <a href="mailto:admn.nicfs@nic.in">admn.nicfs@nic.in</a>             |
| 5            | National Crime Record Bureau (NCRB)   | 2         | NCRB, Hqrs. New Delhi  | 26735433               | 26782257               | 8732867662 | NH-8, Mahipalpur, New Delhi-110037   | <a href="mailto:training@ncrb.gov.in">training@ncrb.gov.in</a>       |
|              |   |           | CFPB, Kolkata  | 033-22841312           | 033-22841312           | 8240665801 | 30, Gorachand Road, Kolkata-700014   | <a href="mailto:cfpbkolkata@ncrb.gov.in">cfpbkolkata@ncrb.gov.in</a> |
| 6            | North Eastern Police Academy (NEPA)   | 1         | North Eastern Police Academy   | 0364-2572033           | 0364-2572028           | NA         | North Eastern Police Academy, Government of India, MHA, UMSAW, Meghalaya-793123                          | <a href="mailto:nepa-meg@nic.com">nepa-meg@nic.com</a>               |
| 7            | National Investigation Agency (NIA)   | 0         | NA   | NA                     | NA                     | NA         | NA   | NA   |
| 8            | Sardar Vallabhbhai Patel National Police Academy (SVP-NPA)                                      | 0         | NA   | NA                     | NA                     | NA         | NA   | NA   |
| <b>TOTAL</b> |   | <b>13</b> |  |                        |                        |            |  |  |

## DATA ON POLICE ORGANIZATIONS

### APPENDIX 7-- CENTRAL INVESTIGATION AGENCIES & OTHER CENTRAL POLICE ORGANIZATIONS (CPOs) WISE TRAINING INSTITUTES IN INDIA AS ON 01.01.2021

| Sl. No | CENTRAL INVESTIGATION AGENCIES & OTHER CENTRAL POLICE ORGANISATIONS (CPOs)                      | DY.SP   | INSP   | S.I   | ASI  | HEAD CONSTABLE  | CONSTABLE   |
|--------|---|---|--|---|--|---|---|
| (1)    | (2)   | (3)   | (4)  | (5)   | (6)  | (7)   | (8)   |
| 1      | Bureau of Police Research & Development (BPR&D)   | (i) Level-9 FOR Dy,SP(Training/ Instructor)<br>(ii) Level-7 for Dy.SP | (I) Level-7 for Insp CAPT<br>(II) Level-6 for Insp | (i) Level 6 for Sub Insp, CAPT<br>(ii) Level 5 for Sub Insp | Level-4                                    | (i) Level 4 for CAPT<br>(iii) Level 3 for Head Constable) | (i) Level 3 for Constable CAPT, BPR&D-2 post<br>(ii) Level 2 for Constable CDTI Jaipur & GZB<br>(iii) Level-1,3 for Constable BPR&D, CDTI Chandigarh, Hyderabad and Kolkata |
| 2      | Central Bureau of Investigation (CBI)   | Level 10 (corresponding GP Rs. 5400 in PB-3)                          | Level 8 (corresponding GP Rs. 4800 in PB-2)        | Level 7 (corresponding GP Rs. 4600 in PB-2)                 | Level 5 (corresponding GP Rs.2800 in PB-1) | Level 4 (corresponding GP Rs. 2400 in PB-1)               | Level 3 (corresponding GP Rs. 2000 in PB-1)   |
| 3      | Directorate of Coordination Police Wireless (DCPW)  | Level 8   | Level 7  | Level 6   | Level 5                                    | Level 4   | Level 1 & 2   |
| 4      | National Crime Record Bureau (NCRB)   |   |  |   |  |   |   |
| 5      | North Eastern Police Academy (NEPA)   | NA  | LEVEL-6  | LEVEL-5   | LEVEL-4                                    | LEVEL-2   | LEVEL-1   |
| 6      | National Investigation Agency (NIA)   | LEVEL-10  | LEVEL-7  | LEVEL-6   | LEVEL-5                                    | LEVEL-4   | LEVEL-3   |
| 7      | Lok Nayak Jayaprakash Narayan National Institute of Criminology & Forensic Science (LNJN-NICFS) | LEVEL-10  | LEVEL-7  | LEVEL-6   | LEVEL-5                                    | LEVEL-4   | LEVEL-3   |
| 8      | Sardar Vallabhbhai Patel National Police Academy (SVP-NPA)                                      | Level-10 (Part-I)<br>Level-09 (Part-II)                               | Level-07 (Part-I)<br>Level-06 (Part-II)            | Level-06 (Part-I)<br>Level-05 (Part-II)                     | Level 5 (ASI (Min))                        | Level-04 (Part-I)<br>Level-02 (Part-II)                   | Level-03 (Part-I)<br>Level-01 (Part-II)   |



## DATA ON POLICE ORGANIZATIONS

### APPENDIX 8 – NUMBER OF CYBER CELLS IN STATES/UTs

AS ON 01.01.2021

| Sl. No.          | STATES/UTs                     | NUMBER OF CYBER CELL(s) | WOMAN CELL(s) | NUMBER OF SOCIAL MEDIA MONITORING CELL(s) |
|------------------|--------------------------------|-------------------------|---------------|---|
| (1)              | (2)                            | (3)                     | (4)           | (5)                                       |
| 1                | Andhra Pradesh                 | 3                       | 1             | 1   |
| 2                | Arunachal Pradesh              | 1                       | 5             | 1   |
| 3                | Assam                          | 1                       | 63            | 1   |
| 4                | Bihar                          | 75                      | 0             | 76  |
| 5                | Chhattisgarh                   | 29                      | 1             | 0   |
| 6                | Goa                            | 1                       | 2             | 1   |
| 7                | Gujarat                        | 10                      | 2             | 0   |
| 8                | Haryana                        | 38                      | 25            | 27  |
| 9                | Himachal Pradesh               | 1                       | 1             | 1   |
| 10               | Jharkhand                      | 15                      | 5             | 6   |
| 11               | Karnataka                      | 1                       | 0             | 31  |
| 12               | Kerala                         | 19                      | 19            | 1   |
| 13               | Madhya Pradesh                 | 11                      | 51            | 1   |
| 14               | Maharashtra                    | 44                      | NA            | 46  |
| 15               | Manipur                        | 10                      | 6             | 3   |
| 16               | Meghalaya                      | 10                      | 0             | 4   |
| 17               | Mizoram                        | 0                       | 1             | 1   |
| 18               | Nagaland                       | 1                       | 0             | 1   |
| 19               | Odisha                         | 34                      | 537           | 0   |
| 20               | Punjab                         | 0                       | 0             | 24  |
| 21               | Rajasthan                      | 15                      | 44            | 3   |
| 22               | Sikkim                         | 1                       | 0             | 0   |
| 23               | Tamil Nadu                     | 47                      | 1             | 46  |
| 24               | Telangana                      | 21                      | 18            | 17  |
| 25               | Tripura                        | 1                       | 0             | 1   |
| 26               | Uttar Pradesh                  | @                       | 1             | 1   |
| 27               | Uttarakhand                    | 13                      | 13            | 13  |
| 28               | West Bengal                    | 39                      | 454           | 2   |
| 29               | A & N Islands                  | 1                       | 1             | 1   |
| 30               | Chandigarh                     | 1                       | 1             | 1   |
| 31               | D & N Haveli and Daman and Diu | 3                       | 3             | 0   |
| 32               | Delhi                          | 16                      | 15            | N/A                                       |
| 33               | Jammu and Kashmir              | 0                       | 13            | 1   |
| 34               | Ladakh                         | 2                       | 1             | 1   |
| 35               | Lakshadweep                    | 1                       | 0             | 1   |
| 36               | Puducherry                     | 1                       | 0             | 1   |
| <b>All India</b> |                                | <b>466</b>              | <b>1,284</b>  | <b>315</b>                                |

\*75- Cybercells in every Distt, 18- Cyber Crime Police Station in every range headquarter (not included in all India total)

## DATA ON POLICE ORGANIZATIONS

### APPENDIX 9 -- ANTI SABOTAGE TEAM (AST) / CHECK TEAM / BOMB DETECTION AND BOMB DISPOSAL SQUAD IN STATES/UTs

AS ON 01.01.2021

| Sl. No.          | STATES/UTs                     | NUMBER OF ANTI SABOTAGE TEAM (AST) /<br>CHECK TEAM / BOMB DETECTION AND BOMB<br>DISPOSAL SQUAD |
|------------------|--------------------------------|--|
| (1)              | (2)                            | (3)  |
| 1                | Andhra Pradesh                 | 160  |
| 2                | Arunachal Pradesh              | 1  |
| 3                | Assam                          | 1  |
| 4                | Bihar                          | 9  |
| 5                | Chhattisgarh                   | 19   |
| 6                | Goa                            | 1  |
| 7                | Gujarat                        | 47   |
| 8                | Haryana @                      | 10   |
| 9                | Himachal Pradesh               | 4  |
| 10               | Jharkhand                      | NA   |
| 11               | Karnataka                      | 41   |
| 12               | Kerala                         | 22   |
| 13               | Madhya Pradesh                 | 17   |
| 14               | Maharashtra                    | 50   |
| 15               | Manipur                        | 14   |
| 16               | Meghalaya                      | 4  |
| 17               | Mizoram                        | 1  |
| 18               | Nagaland                       | 16   |
| 19               | Odisha                         | 38   |
| 20               | Punjab                         | 46   |
| 21               | Rajasthan                      | 16   |
| 22               | Sikkim                         | 1  |
| 23               | Tamil Nadu                     | 53   |
| 24               | Telangana                      | 98   |
| 25               | Tripura                        | 7  |
| 26               | Uttar Pradesh                  | 87   |
| 27               | Uttarakhand                    | 4  |
| 28               | West Bengal                    | 185  |
| 29               | A & N Islands                  | 2  |
| 30               | Chandigarh                     | 1  |
| 31               | D & N Haveli and Daman and Diu | 0  |
| 32               | Delhi                          | 14   |
| 33               | Jammu and Kashmir              | 26   |
| 34               | Ladakh                         | 2  |
| 35               | Lakshadweep                    | 0  |
| 36               | Puducherry                     | 1  |
| <b>All India</b> |                                | <b>998</b>   |

@10 (AST 03, BDDS-7)

## DATA ON POLICE ORGANIZATIONS

### APPENDIX 10 -- NUMBER AND NAME OF POLICE APPS FOR CITIZENS IN STATES/UTs

AS ON 01.01.2021

| Sl. No | STATES/UTs        | NUMBER OF POLICE APPS FOR CITIZENS | NAMES OF POLICE APPS FOR CITIZENS          | NUMBER OF DOWNLOADS |
|--------|-------------------|------------------------------------|--|---------------------|
| (1)    | (2)               | (3)                                | (4)  | (5)                 |
| 1      | Andhra Pradesh    | 5                                  | LHMS(AP. POLICE)                           | 9.5 LAKHS +         |
|        |                   |                                    | A.P. E Challaan                            | 15 LAKHS +          |
|        |                   |                                    | DISHA SOS                                  | 13 LAKHS +          |
|        |                   |                                    | A.P. Police Seva                           | 2 LAKHS +           |
|        |                   |                                    | 112 INDIA                                  | 0.8 LAKHS +         |
| 2      | Arunachal Pradesh | 0                                  | 0  | 0                   |
| 3      | Assam             | 1                                  | Assam Citizen Portal                       | 1000+               |
| 4      | Bihar             | 1                                  | BIHAR POLICE HELPLINE 3.7                  | 10000+              |
| 5      | Chhattisgarh      | 2                                  | CG-Cop.                                    | 10000+              |
|        |                   |                                    | Dial112                                    | 10000+              |
| 6      | Goa               | 0                                  | NA   | NA                  |
| 7      | Gujarat           | 0                                  | NA   | NA                  |
| 8      | Haryana           | 1                                  | Durga Shakti                               | 218427+             |
| 9      | Himachal Pradesh  | 5                                  | SHAKTI BUTTON                              | 22600+              |
|        |                   |                                    | ESSR(EMERGENCY RESPONSE SUPPORT SYSTEM)    | 6025+               |
|        |                   |                                    | CRIME FREE HIMACHAL                        | 3260+               |
|        |                   |                                    | DRUG FREE HIMACHAL                         | 32000+              |
|        |                   |                                    | HP POLICE                                  | 10000+              |
| 10     | Jharkhand         | 1                                  | Shakti App                                 | NA                  |
| 11     | Karnataka         | 9                                  | KSP APP                                    | 61659+              |
|        |                   |                                    | SURAKSHA                                   | 320460+             |
|        |                   |                                    | NAMMA 100                                  | 229165+             |
|        |                   |                                    | KNOW YOUR POLICE STATION                   | 15203+              |
|        |                   |                                    | E-LOST REPORT                              | 921067+             |
|        |                   |                                    | SUBHAHU                                    | 1215+               |
|        |                   |                                    | LHMS                                       | 3983+               |
|        |                   |                                    | KADALU                                     | 3833+               |
|        |                   |                                    | 112 Apps                                   | 55227+              |
| 12     | Kerala            | 1                                  | Pol-App<br>(Official App of Kerala Police) | 282498              |

## DATA ON POLICE ORGANIZATIONS

| Sl. No | STATES/UTs     | NUMBER OF POLICE APPS FOR CITIZENS | NAMES OF POLICE APPS FOR CITIZENS | NUMBER OF DOWNLOADS       |
|--------|----------------|------------------------------------|-----------------------------------|---------------------------|
| (1)    | (2)            | (3)                                | (4)                               | (5)                       |
| 13     | Madhya Pradesh | 3                                  | MPeCop                            | 163814+                   |
|        |                |                                    | Mpcctns                           | 7500+                     |
|        |                |                                    | MP dial 100                       | 60706+                    |
| 14     | Maharashtra    | 5                                  | M-Passport                        | NA                        |
|        |                |                                    | Dial-112                          | Development is in process |
|        |                |                                    | (Sindhudurg) Sindhu Police App    | 573+                      |
|        |                |                                    | Aurangabad Rural                  | 1371+                     |
|        |                |                                    | Citizen Cop App                   | 2399+                     |
| 15     | Manipur        | 0                                  | 0                                 | 0                         |
| 16     | Meghalaya      | 0                                  | 0                                 | 0                         |
| 17     | Mizoram        | 1                                  | Mizoram Safety Apps               | 5647+                     |
| 18     | Nagaland       | 1                                  | FIR Apps at Police Control Room   | 274+                      |
| 19     | Odisha         | 3                                  | SAHAYATA                          | 50,000+                   |
|        |                |                                    | CITIZEN PORTAL                    | 17464+                    |
|        |                |                                    | BHUBANESWAR-CUTTACK POLICE APP    | 9235+                     |
| 20     | Punjab         | 3                                  | Know your Police                  | 74400+                    |
|        |                |                                    | PP Sanjh                          | 124000+                   |
|        |                |                                    | Shakti                            | 42000+                    |
| 21     | Rajasthan      | 1                                  | RajCop Citizen                    | 1000000+                  |
| 22     | Sikkim         | 0                                  | 0                                 | 0                         |
| 23     | Tamil Nadu     | 3                                  | TN Police Citizens Services       | 2,17,848+                 |
|        |                |                                    | KAVALAN SOS                       | 1273466+                  |
|        |                |                                    | KAVALAN DIAL                      | 49298+                    |
| 24     | Telangana      | 3                                  | www.tspolice.gov.in               | 76180+                    |
|        |                |                                    | hawk eye                          | 3100663+                  |
|        |                |                                    | Traffic live                      | 382000+                   |
| 25     | Tripura        | 1                                  | 112 India                         | 650+                      |
| 26     | Uttar Pradesh  | 0                                  | 0                                 | 0                         |
|        |                |                                    | 0                                 | 0                         |
| 27     | Uttarakhand    | 4                                  | Dev Bhumi APP                     | 60869+                    |
|        |                |                                    | Mercy Yatra                       | 1000+                     |
|        |                |                                    | Corona Virus                      | 1000+                     |
|        |                |                                    | 112 India Mobile App              | 6831+                     |

## DATA ON POLICE ORGANIZATIONS

| Sl. No       | STATES/UTs                     | NUMBER OF POLICE APPS FOR CITIZENS | NAMES OF POLICE APPS FOR CITIZENS    | NUMBER OF DOWNLOADS |
|--------------|--------------------------------|------------------------------------|--------------------------------------|---------------------|
| (1)          | (2)                            | (3)                                | (4)                                  | (5)                 |
| 28           | West Bengal                    | 9                                  | Bharosa                              | 10,000+             |
|              |                                |                                    | Alor Pathe                           | 1000+               |
|              |                                |                                    | Police Sampark                       | 100+                |
|              |                                |                                    | Gangasagar Mela Sahoyta              | 1000+               |
|              |                                |                                    | ABHAYA                               | 1000+               |
|              |                                |                                    | Bipol                                | 500+                |
|              |                                |                                    | Suraksha                             | 5,000+              |
|              |                                |                                    | Sanjog                               | 1000+               |
|              |                                |                                    | Bondhu                               | 38507               |
| 29           | A and N Islands                | 2                                  | Lost Article Report                  | 4747                |
|              |                                |                                    | National Cybercrime Reporting Portal | 105                 |
| 30           | Chandigarh                     | 1                                  | E-sathi                              | 113801+             |
| 31           | D & N Haveli and Daman and Diu | 0                                  | 0                                    | 0                   |
| 32           | Delhi                          | 6                                  | Lost Report                          | 11408187+           |
|              |                                |                                    | Himmat Plus App                      | 119889+             |
|              |                                |                                    | MV Theft                             | 229813+             |
|              |                                |                                    | Property Theft App                   | 628204+             |
|              |                                |                                    | Traffic Violations                   | 510322+             |
|              |                                |                                    | Senior Citizen App                   | 29617+              |
| 33           | Jammu and Kashmir              | 6                                  | JK Police news App                   | 10880+              |
|              |                                |                                    | JKPS Women safety App                | 881+                |
|              |                                |                                    | Suvidha JK Police                    | NA                  |
|              |                                |                                    | Katra Police App                     | NA                  |
|              |                                |                                    | AVTAR                                | NA                  |
|              |                                |                                    | Sahulat                              | NA                  |
| 34           | Ladakh                         | 0                                  | 0                                    | 0                   |
| 35           | Lakshadweep                    | 0                                  | 0                                    | 0                   |
| 36           | Puducherry                     | 2                                  | MITHRA                               | 5000+               |
|              |                                |                                    | 112                                  | 1366+               |
| <b>TOTAL</b> |                                | <b>80</b>                          |                                      |                     |

## DATA ON POLICE ORGANIZATIONS

### APPENDIX 11 – STATE/UT WISE POLICE UNIVERSITIES IN INDIA

AS ON 01.01.2021

| Sl. No | STATES/UTs                     | TOTAL NO OF POLICE UNIVERSITIES | NAME OF INSTITUTE   | TELEPHONE NO. | FAX NO. | MOBILE NO             |
|--------|--------------------------------|---------------------------------|---|---------------|---------|-----------------------|
| (1)    | (2)                            | (3)                             | (4)   | (5)           | (6)     | (7)                   |
| 1      | Andhra Pradesh                 | 0                               | N/A   | N/A           | N/A     | N/A                   |
| 2      | Arunachal Pradesh              | 0                               | N/A   | N/A           | N/A     | N/A                   |
| 3      | Assam                          | 0                               | N/A   | N/A           | N/A     | N/A                   |
| 4      | Bihar                          | 0                               | N/A   | N/A           | N/A     | N/A                   |
| 5      | Chhattisgarh                   | 0                               | N/A   | N/A           | N/A     | N/A                   |
| 6      | Goa                            | 0                               | N/A   | N/A           | N/A     | N/A                   |
| 7      | Gujarat                        | 0                               | N/A   | N/A           | N/A     | N/A                   |
| 8      | Haryana                        | 0                               | N/A   | N/A           | N/A     | N/A                   |
| 9      | Himachal Pradesh               | 0                               | N/A   | N/A           | N/A     | N/A                   |
| 10     | Jharkhand                      | 1                               | Jharkhand Raksha Shakti University, Ranchi                                | 0             | 0       | 7488151393/9431343742 |
| 11     | Karnataka                      | 0                               | N/A   | N/A           | N/A     | N/A                   |
| 12     | Kerala                         | 0                               | N/A   | N/A           | N/A     | N/A                   |
| 13     | Madhya Pradesh                 | 0                               | N/A   | N/A           | N/A     | N/A                   |
| 14     | Maharashtra                    | 0                               | N/A   | N/A           | N/A     | N/A                   |
| 15     | Manipur                        | 0                               | N/A   | N/A           | N/A     | N/A                   |
| 16     | Meghalaya                      | 0                               | N/A   | N/A           | N/A     | N/A                   |
| 17     | Mizoram                        | 0                               | N/A   | N/A           | N/A     | N/A                   |
| 18     | Nagaland                       | 0                               | N/A   | N/A           | N/A     | N/A                   |
| 19     | Odisha                         | 0                               | N/A   | N/A           | N/A     | N/A                   |
| 20     | Punjab                         | 0                               | N/A   | N/A           | N/A     | N/A                   |
| 21     | Rajasthan                      | 1                               | Sardar Patel University of Police, Security and Criminal Justice, Jodhpur | -             | -       | 9024041110            |
| 22     | Sikkim                         | 0                               | N/A   | N/A           | N/A     | N/A                   |
| 23     | Tamil Nadu                     | 0                               | N/A   | N/A           | N/A     | N/A                   |
| 24     | Telangana                      | 0                               | N/A   | N/A           | N/A     | N/A                   |
| 25     | Tripura                        | 0                               | N/A   | N/A           | N/A     | N/A                   |
| 26     | Uttar Pradesh                  | 0                               | N/A   | N/A           | N/A     | N/A                   |
| 27     | Uttarakhand                    | 0                               | N/A   | N/A           | N/A     | N/A                   |
| 28     | West Bengal                    | 0                               | N/A   | N/A           | N/A     | N/A                   |
| 29     | A and N Islands                | 0                               | N/A   | N/A           | N/A     | N/A                   |
| 30     | Chandigarh                     | 0                               | N/A   | N/A           | N/A     | N/A                   |
| 31     | D & N Haveli and Daman and Diu | 0                               | N/A   | N/A           | N/A     | N/A                   |
| 32     | Delhi                          | 0                               | N/A   | N/A           | N/A     | N/A                   |
| 33     | Jammu and Kashmir              | 0                               | N/A   | N/A           | N/A     | N/A                   |
| 34     | Ladakh                         | 0                               | N/A   | N/A           | N/A     | N/A                   |
| 35     | Lakshadweep                    | 0                               | N/A   | N/A           | N/A     | N/A                   |
| 36     | Puducherry                     | 0                               | N/A   | N/A           | N/A     | N/A                   |

## DATA ON POLICE ORGANIZATIONS

### APPENDIX 12- POLICE HELPLINE NUMBERS IN STATES/UTs

AS ON 01.01.2021

| Sl. No       | STATES/UTs   | NUMBER OF POLICE HELPLINE NUMBERS | POLICE HELPLINE NUMBER | PURPOSE OF HELPLINE NUMBER  |
|--------------|--|-----------------------------------|------------------------|---|
| (1)          | (2)  | (3)                               | (4)                    | (5)   |
| 1            | Andhra Pradesh   | 5                                 | 112                    | Police Emergency Services, Integration of other Emergencies like fire, medical and disaster |
|              |  |                                   | 100                    | Police Emergency Services   |
|              |  |                                   | 9121211100             | To receive complainants   |
|              |  |                                   | 9071666667             | To receive complainants /information to dispel fake news and deal with cyber bullies.       |
|              |  |                                   | 7382296118             | to give Information about illegal tranport of contraband to prevent Narcotic drugs supply.  |
| 2            | Arunachal Pradesh  | 1                                 | 112                    | ERSS  |
| 3            | Assam  | 8                                 | 100                    | Citizen Complaint   |
|              |  |                                   | 0361-2521242           | DG Control Room   |
|              |  |                                   | 0361-2381511           | SB Control  |
|              |  |                                   | 3612386620             | SB Control  |
|              |  |                                   | 3612464557             | City Police Control   |
|              |  |                                   | 3612464558             | City Police Control   |
|              |  |                                   | 3612460303             | Citizen Portal Helpline   |
| 155260       | National Helpline Number for guiding Citizens in Cyber Crime |                                   |                        |   |
| 4            | Bihar  | 4                                 | 18603456999            | For Public Convenience  |
|              |  |                                   | " 0612-2217900"        | For Public Convenience  |
|              |  |                                   | 8544428407, 8544428408 | For Public Convenience  |
|              |  |                                   | DIAL-100               | For Public Convenience  |
| 5            | Chhattisgarh   | 7                                 | 1036                   | SC/ST Complaint   |
|              |  |                                   | 0771-2331365           | SC/ST Crime   |
|              |  |                                   | 0771-2511100           | Juvenile Complaint  |
|              |  |                                   | 0771-2511388           | CID Crime Desk Cell   |
|              |  |                                   | 0771-2211409           | Legal Section-1   |
|              |  |                                   | 0771-2511253           | Senior Citizen Cell   |
| 0771-2211402 | SCRB   |                                   |                        |   |
| 6            | Goa  | 6                                 | 1098                   | Child Helpline  |
|              |  |                                   | 1091                   | Women Helpline  |
|              |  |                                   | 1090                   | Senior Citizen Helpline   |
|              |  |                                   | 1093                   | Coastal Security Helpline   |
|              |  |                                   | 100/112                | Police control Room   |
| 18001027222  | Bachpan Bachao Andolan                                       |                                   |                        |   |

## DATA ON POLICE ORGANIZATIONS

### APPENDIX 12-- CONTINUED...

| Sl. No | STATES/UTs       | NUMBER OF POLICE HELPLINE NUMBERS | POLICE HELPLINE NUMBER | PURPOSE OF HELPLINE NUMBER  |
|--------|------------------|-----------------------------------|------------------------|---|
| (1)    | (2)              | (3)                               | (4)                    | (5)   |
| 7      | Gujarat          | 4                                 | 155260                 | Cyber Cell  |
|        |                  |                                   | 18001800191            | Cyber Cell  |
|        |                  |                                   | 1512                   | Railway Suraksha  |
|        |                  |                                   | 181                    | Abhayam   |
| 8      | Haryana          | 5                                 | "100"                  | Control Room  |
|        |                  |                                   | 1091                   | Women Help Line Number  |
|        |                  |                                   | 1098                   | Children Help Line  |
|        |                  |                                   | 112                    | New Control Room Haryana Police   |
|        |                  |                                   | 1073                   | Road Safety   |
| 9      | Himachal Pradesh | 9                                 | 155260<br>9805953670   | To register complaint related to Cyber Crime  |
|        |                  |                                   | 1908                   | To eradicate the menace of drug from the society and to provide free counseling to drug addicts through this helpline people can call provide information about drug related crime without disclosing their identity. |
|        |                  |                                   | 1091                   | The primary purpose of a women helpline is to provide women with 24*7 access to safety survives. Helpline thus provide immediate and emergency responses to women affected violence.                                  |
|        |                  |                                   | 1515                   | 24*7 women safety helpline as objective to ensure safety and security of women in the state. The Gudiya helpline will help women in distress under threat or any kind of criminal act.                                |
|        |                  |                                   | 112                    | ERSS is designed to address all emergency signals received from citizens through voice calls, SMS, e-mail, panic SOS signals, ERSS web portal etc.  |
|        |                  |                                   | 1090                   | Hoshiyar Singh Helpline was introduced to crack down on the activities of drug, forests and mining mafia etc.   |
|        |                  |                                   | 9459100100             | Complaint of general public through SMS/ Whatsapp   |
|        |                  |                                   | 0177-2629893           | Complaint against Corruption  |
|        |                  |                                   | 8988700100             | Report of corruption through Whatsapp   |
| 10     | Jharkhand        | 4                                 | 100                    | Foe interaction with people in emergency services   |
|        |                  |                                   | 112                    |   |
|        |                  |                                   | 9771432103             |   |
|        |                  |                                   | 8877444444             |   |



APPENDIX 12-- CONTINUED...

| Sl. No | STATES/UTs     | NUMBER OF POLICE HELPLINE NUMBERS | POLICE HELPLINE NUMBER     | PURPOSE OF HELPLINE NUMBER  |
|--------|----------------|-----------------------------------|----------------------------|---|
| (1)    | (2)            | (3)                               | (4)                        | (5)   |
| 11     | Karnataka      | 6                                 | 112                        | ERSS-Respond Public Emergencies.  |
|        |                |                                   | 100                        | Emergency   |
|        |                |                                   | 1090                       | Elder Help Line   |
|        |                |                                   | 1091                       | Women Help Line   |
|        |                |                                   | 1095                       | Traffic Help Line   |
|        |                |                                   | 1908                       | NDPS Help Line  |
| 12     | Kerala         | 6                                 | 100                        | Police Station  |
|        |                |                                   | 0471-324<br>3000/4000/5000 | Police Helpline   |
|        |                |                                   | 9846 100 100               | Police High Way Help Line   |
|        |                |                                   | 1090                       | Crime Stopper   |
|        |                |                                   | 1091 , 181                 | Women Helpline  |
|        |                |                                   | 94979 00000                | Kerala Police Message Centre  |
| 13     | Madhya Pradesh | 4                                 | 1090                       | With the objective of providing help to women children and age -old persons in distress, state wide 24x7 women help line-1090 service was launched from 1st Jan 2013. this helpline is operated and controlled by crime against women branch, madhya pradesh police. women helpline is integrated with mp dial -100 service for optimisation of effort and heightened outcomes. |
|        |                |                                   | 100                        | State level police control room number for any kind of police emergency attended by dial 100 call center Bhopal   |
|        |                |                                   | 112                        | State level emergency response and support system (ERSS) number as per MHA guideline for any kind of emergency attended by dial-100 call center Bhopal  |
|        |                |                                   | 155390                     | Distt. Police control room (DPCR) number for police help within any Distt.of MP attended by concern DPCR  |
| 14     | Maharashtra    | 5                                 | 100                        | Emergency Response for All Citizens   |
|        |                |                                   | 103/1091                   | For Children and Women  |
|        |                |                                   | 1090                       | For Senior Citizens   |
|        |                |                                   | 1098                       | For Child   |
|        |                |                                   | MERS Dial -112             | To provide quick help and response in emergency/distress situation to citizens  |

## DATA ON POLICE ORGANIZATIONS

### APPENDIX 12-- CONTINUED...

| Sl. No | STATES/UTs | NUMBER OF POLICE HELPLINE NUMBERS | POLICE HELPLINE NUMBER           | PURPOSE OF HELPLINE NUMBER  |
|--------|------------|-----------------------------------|----------------------------------|---|
| (1)    | (2)        | (3)                               | (4)                              | (5)   |
| 15     | Manipur    | 1                                 | 112                              | It is a single emergency number introduced by Govt. of India to quickly raise a request for help when a person is in emergency. The automated facility being setup for this purpose called public safety answering point (PSAP), will handle all these emergency signals. |
| 16     | Meghalaya  | 11                                | 0364-2215427 / 2222214 / 2222215 | East Khasi Hills District Police Control Room   |
|        |            |                                   | 9856084514 / 8730940080          | Ri Bhoi District Police Control Room  |
|        |            |                                   | 9774065467                       | West Jaintia Hills District Police Control Room   |
|        |            |                                   | 9366498499 / 6909642019          | West Khasi Hills District Police Control Room   |
|        |            |                                   | 8730065429 / 9485397197          | West Garo Hills District Police Control Room  |
|        |            |                                   | 8732849310 / 9436369561          | South West Garo Hills District Police Control Room  |
|        |            |                                   | 8794765696 / 8974271342          | East Garo Hills District Police Control Room  |
|        |            |                                   | 9383018810 / 700526894           | North Garo Hills District Police Control Room   |
|        |            |                                   | 7005457449 / 9612612805          | South Garo Hills District Police Control Room   |
|        |            |                                   | 8787477989 / 8413866765          | East Jaintia Hills Police Control Room  |
|        |            |                                   | 9366584905                       | South West Khasi Hills District Police Control Room   |
| 17     | Mizoram    | 1                                 | 112                              | Emergency Response Support System (ERSS) – for responding emergency cases.  |
| 18     | Nagaland   | 2                                 | 2242511                          | Control Room  |
|        |            |                                   | 112                              | ERSS  |
| 19     | Odisha     | 7                                 | 100                              | LOCAL POLICE STATIONS   |
|        |            |                                   | 1093                             | COASTAL SECURITY  |
|        |            |                                   | 155260                           | CYBER CRIME PREVENTIONS AGAINST WOMEN AND CHILDREN  |
|        |            |                                   | 100                              | VICTOR CONTROL (CENTRALISE CONTROL ROOM TO ATTEND CALLS FROM PERSONS IN DISTRESS ROUND THE CLOCK  |
|        |            |                                   | 9437581575                       | VICTOR CONTROL ROOM   |
|        |            |                                   | 9938910000                       | TO SHARE INFORMATION ON EXTRONIST GANGS   |
|        |            |                                   | 7440006709                       | CYBER HELP DESK TO HELP CYBER CRIME VICTIMS   |

APPENDIX 12-- CONTINUED...

| Sl. No | STATES/UTs | NUMBER OF POLICE HELPLINE NUMBERS | POLICE HELPLINE NUMBER                                      | PURPOSE OF HELPLINE NUMBER   |
|--------|------------|-----------------------------------|---|--|
| (1)    | (2)        | (3)                               | (4)   | (5)  |
| 20     | Punjab     | 2                                 | Dial-112 monitoring by Law & order wing                     | Note: For all kinds of emergencies and distress calls a nationwide, unified emergency response system with a single emergency number 'Dial-112' is designed to provide assistance to the people in distress within the best possible time after getting distress signals from citizens in the form of voice call, SMS, e-mail, panic SOS request, web request etc. Currently, Helpline number Dial-100 has been merged in Dial-112. 101 (Fire and Rescue) and 108 (ambulance, 181 (woman and Child Care) etc. will also be integrated in this unified number '112'<br>This system is handling distress signals like:<br>Voice Call- Dial-112<br>Messaging- SMS to 112<br>Mailing dial-112@punjabpolice.gov.in<br>Distress Web Requests - <a href="https://pb.ners.in">https://pb.ners.in</a><br>Panic Messaging - Mobile Panic Button App for citizens - 112 INDIA APP |
|        |            |                                   | Dial- 181 monitoring by Community Affairs Division, Punjab. | Women Helpline Number 181 has been initiated. This helpline is a multi channel platform which can be accessed through multiple communication channels- like Phone (181), SMS (7696181181), email (help@181pph.com) web portal (www.181pph.com) and whatsapp (7696181181). The helpline is meant specifically for vulnerable sections of society such as women, senior citizens, children and NRIs who often find it difficult to make physical visits to the Police Stations and Police offices to report their grievances.  |
| 21     | Rajasthan  | 3                                 | 100   | Complaint of general public through toll free no   |
|        |            |                                   | 112   | Complaint of general public through toll free no   |
|        |            |                                   | 1090  | Women Helpline number  |
| 22     | Sikkim     | 2                                 | 100   | MULTI-PURPOSE USES LIKE EMERGENCY AND ALL PUBLIC COMPLAINTS  |
|        |            |                                   | 202033  |  |

## DATA ON POLICE ORGANIZATIONS

### APPENDIX 12-- CONTINUED...

| Sl. No | STATES/UTs    | NUMBER OF POLICE HELPLINE NUMBERS | POLICE HELPLINE NUMBER | PURPOSE OF HELPLINE NUMBER   |
|--------|---------------|-----------------------------------|------------------------|--|
| (1)    | (2)           | (3)                               | (4)                    | (5)  |
| 23     | Tamil Nadu    | 10                                | 100                    | To Report A Crime Control Room   |
|        |               |                                   | 103                    | To Report Traffic Violation  |
|        |               |                                   | 108                    | Ambulance  |
|        |               |                                   | 1098                   | Child Line   |
|        |               |                                   | 1091                   | Women help Line  |
|        |               |                                   | 1093                   | Coastal Security Help Line   |
|        |               |                                   | 1512                   | Railway Police Help Line   |
|        |               |                                   | 1800-180-5522          | Anti Ragging complaints  |
|        |               |                                   | 1322                   | Railway Protection Force   |
|        |               |                                   | 1800-425-0111          | Corona Tollfree Seniors, Disabilities  |
| 24     | Telangana     | 5                                 | 100                    | Emergency services to people by round the clock                                |
|        |               |                                   | 181                    | Women Helpline number  |
|        |               |                                   | 1098                   | Child Helpline   |
|        |               |                                   | 108                    | Emergency Response System  |
|        |               |                                   | 040-23239922           | DG Control Room  |
| 25     | Tripura       | 3                                 | 100                    | Police Assistance for any person seeking help in Tripura. Now migrated to 112. |
|        |               |                                   | 1091                   | Women Help line for domestic Violence. Now migrated to 112.                    |
|        |               |                                   | 112                    | Single emergency   |
| 26     | Uttar Pradesh | 1                                 | 112 PROVIDED BY MHA    | To Provide Police, Fire, Ambulance Help  |
| 27     | Uttarakhand   | 8                                 | 100                    | Police Control Room  |
|        |               |                                   | 101                    | Fire Service   |
|        |               |                                   | 112                    | Emergency Response System control room   |
|        |               |                                   | 1090                   | Mahila Helpline  |
|        |               |                                   | 100                    | Police Control Room  |
|        |               |                                   | 101                    | Fire Service   |
|        |               |                                   | 112                    | Emergency Response System control room   |
|        |               |                                   | 1090                   | Mahila Helpline  |
| 28     | West Bengal   | 8                                 | 100                    | Police Helpline  |
|        |               |                                   | 112                    | Emergency Response   |
|        |               |                                   | 1093                   | DG & IGP's, Control Room, Nabanna, Howrah                                      |
|        |               |                                   | 1090                   | Crime Stopper Cell   |
|        |               |                                   | 1091                   | Women Crisis Responce Center   |
|        |               |                                   | 9830079999             | Medical Helpline, Lalbazar   |
|        |               |                                   | 9830088884             | Senior Citizen Helpline, Lalbazar  |
|        |               |                                   | 1073                   | Traffic Helpline   |

**DATA ON POLICE ORGANIZATIONS**

**APPENDIX 12-- CONTINUED...**

| Sl. No       | STATES/UTs                     | NUMBER OF POLICE HELPLINE NUMBERS | POLICE HELPLINE NUMBER | PURPOSE OF HELPLINE NUMBER  |
|--------------|--------------------------------|-----------------------------------|------------------------|---|
| (1)          | (2)                            | (3)                               | (4)                    | (5)   |
| 29           | A and N Islands                | 14                                | 100                    | Police assistance to general public   |
|              |                                |                                   | 112                    | Emergency response  |
|              |                                |                                   | 155307                 | Tourist Complaint   |
|              |                                |                                   | 1098                   | Quick police response   |
|              |                                |                                   | 03192-234216           | Information on Drugs  |
|              |                                |                                   | 155260                 | Cyber Crime   |
|              |                                |                                   | 1144                   | Crime against Women   |
|              |                                |                                   | 03192-272223           | Emergency purpose   |
|              |                                |                                   | 03192-278179           | Emergency purpose   |
|              |                                |                                   | 03192-274239           | Emergency purpose   |
|              |                                |                                   | 03192-279503           | Emergency purpose   |
|              |                                |                                   | 03192-270523           | Emergency purpose   |
|              |                                |                                   | 03192-267005           | Emergency purpose   |
| 03192-273203 | Emergency purpose              |                                   |                        |   |
| 30           | Chandigarh                     | 3                                 | 112                    | Emergency Response Support System .   |
|              |                                |                                   | 1073                   | Traffic Helpline  |
|              |                                |                                   | 1090                   | Senior Citizen Helpline   |
| 31           | D & N Haveli and Daman and Diu | 4                                 | 100                    | General   |
|              |                                |                                   | 112                    | Any Emergency   |
|              |                                |                                   | 181                    | Women Helpline  |
|              |                                |                                   | 155260                 | Cyber Crime reporting helpline number   |
| 32           | Delhi                          | 10                                | 1291                   | Senior Citizen  |
|              |                                |                                   | 1094                   | Missing Person  |
|              |                                |                                   | 23241210               | Missing Person  |
|              |                                |                                   | 1091                   | Women in distress   |
|              |                                |                                   | 1096                   | Anti-stalking   |
|              |                                |                                   | 112 (24x7)             | Police Control Room   |
|              |                                |                                   | 1093                   | NE Region   |
|              |                                |                                   | 1095                   | Traffic H.Line  |
|              |                                |                                   | 8750871111             | Foreigner   |
|              |                                |                                   | 1090                   | Info. For crime   |
| 33           | Jammu and Kashmir              | 1                                 | 100                    | Public out reach/ Public Greivances/ Drugs menace/ SANJY/ Election/ Women helpdesk etc. |
| 34           | Ladakh                         | 4                                 | 01985-232275           | PCR Kargil  |
|              |                                |                                   | 01982-258880           | PCR Leh   |
|              |                                |                                   | 112                    | ESSR  |
|              |                                |                                   | 100                    | Emergency   |
| 35           | Lakshadweep                    | 2                                 | 100                    | Whole Emergency   |
|              |                                |                                   | 112                    | Police/Health/Fire  |
| 36           | Puducherry                     | 7                                 | 112 @ 100              | ERSS  |
|              |                                |                                   | 1031                   | Corruption General  |
|              |                                |                                   | 1073                   | Traffic   |
|              |                                |                                   | 155260                 | Cyber Crime   |
|              |                                |                                   | 1091                   | Women   |
|              |                                |                                   | 1098                   | Children  |
|              |                                |                                   | 1070                   | Sand Mining & Disaster  |
| <b>Total</b> |                                | <b>183</b>                        |                        |   |

## DATA ON POLICE ORGANIZATIONS

### APPENDIX 13 -- POLICE BANDS IN STATES/UTs

AS ON 01.01.2021

| Sl. No.<br>(1)   | STATES/UTs<br>(2)              | NUMBER OF POLICE BANDS UNITS<br>(3) |
|------------------|--------------------------------|-------------------------------------|
| 1                | Andhra Pradesh                 | 1                                   |
| 2                | Arunachal Pradesh              | 1                                   |
| 3                | Assam                          | 22                                  |
| 4                | Bihar                          | 4                                   |
| 5                | Chhattisgarh                   | 2                                   |
| 6                | Goa                            | 1                                   |
| 7                | Gujarat                        | 54                                  |
| 8                | Haryana                        | 1                                   |
| 9                | Himachal Pradesh               | 2                                   |
| 10               | Jharkhand                      | 2                                   |
| 11               | Karnataka                      | 51                                  |
| 12               | Kerala                         | 8                                   |
| 13               | Madhya Pradesh                 | 7                                   |
| 14               | Maharashtra                    | 50                                  |
| 15               | Manipur                        | 8                                   |
| 16               | Meghalaya                      | 2                                   |
| 17               | Mizoram                        | 3                                   |
| 18               | Nagaland                       | 9                                   |
| 19               | Odisha                         | 36                                  |
| 20               | Punjab                         | 5                                   |
| 21               | Rajasthan                      | 42                                  |
| 22               | Sikkim                         | 1                                   |
| 23               | Tamil Nadu                     | 16                                  |
| 24               | Telangana                      | 8                                   |
| 25               | Tripura                        | 9                                   |
| 26               | Uttar Pradesh                  | 0                                   |
| 27               | Uttarakhand                    | 5                                   |
| 28               | West Bengal                    | 42                                  |
| 29               | A & N Islands                  | 2                                   |
| 30               | Chandigarh                     | 2                                   |
| 31               | D & N Haveli and Daman and Diu | 0                                   |
| 32               | Delhi                          | 2                                   |
| 33               | Jammu and Kashmir              | 4                                   |
| 34               | Ladakh                         | 3                                   |
| 35               | Lakshadweep                    | 0                                   |
| 36               | Puducherry                     | 1                                   |
| <b>All India</b> |                                | <b>407</b>                          |

## DATA ON POLICE ORGANIZATIONS

### APPENDIX 14 -- NUMBER OF STUDENT POLICE CADETS (SPC) PROJECT SCHOOLS & STUDENT POLICE CADETS (SPC) IN STATES/UTs AS ON 01.01.2021

| Sl. No.          | STATES/UTs                     | NUMBER OF STUDENT POLICE CADETS (SPC) PROJECT SCHOOLS | NUMBER OF STUDENT POLICE CADETS (SPC) |
|------------------|--------------------------------|---|---------------------------------------|
| (1)              | (2)                            | (3)   | (4)                                   |
| 1                | Andhra Pradesh                 | 738   | 1,03,982                              |
| 2                | Arunachal Pradesh              | 49  | 1,689                                 |
| 3                | Assam                          | 145   | 5,944                                 |
| 4                | Bihar                          | 272   | 8,749                                 |
| 5                | Chhattisgarh                   | 135   | 10,337                                |
| 6                | Goa                            | 22  | 660                                   |
| 7                | Gujarat                        | 907   | 53,695                                |
| 8                | Haryana                        | 225   | 9,865                                 |
| 9                | Himachal Pradesh               | 60  | 1,836                                 |
| 10               | Jharkhand                      | 223   | 38,500                                |
| 11               | Karnataka                      | 117   | 4,522                                 |
| 12               | Kerala                         | 748   | 62,748                                |
| 13               | Madhya Pradesh                 | 9   | -                                     |
| 14               | Maharashtra                    | 980   | 75,493                                |
| 15               | Manipur                        | 20  | -                                     |
| 16               | Meghalaya                      | -   | -                                     |
| 17               | Mizoram                        | 20  | 880                                   |
| 18               | Nagaland                       | 15  | 1,260                                 |
| 19               | Odisha                         | 765   | 1,652                                 |
| 20               | Punjab                         | -   | -                                     |
| 21               | Rajasthan                      | 1,000   | 22,000                                |
| 22               | Sikkim                         | -   | -                                     |
| 23               | Tamil Nadu                     | 1,117   | 49,148                                |
| 24               | Telangana                      | 409   | -                                     |
| 25               | Tripura                        | 121   | 5,258                                 |
| 26               | Uttar Pradesh                  | 2,512   | 1,11,130                              |
| 27               | Uttarakhand                    | 144   | 4,674                                 |
| 28               | West Bengal                    | -   | -                                     |
| 29               | A & N Islands                  | 10  | 220                                   |
| 30               | Chandigarh                     | 2   | 80                                    |
| 31               | D & N Haveli and Daman and Diu | 19  | 664                                   |
| 32               | Delhi                          | -   | -                                     |
| 33               | Jammu and Kashmir              | 71  | 2,617                                 |
| 34               | Ladakh                         | -   | -                                     |
| 35               | Lakshadweep                    | 6   | 262                                   |
| 36               | Puducherry                     | 9   | 258                                   |
| <b>All India</b> |                                | <b>10,870</b>   | <b>5,78,123</b>                       |

## DATA ON POLICE ORGANIZATIONS

### APPENDIX-15 -- ANTI SABOTAGE TEAMs (AST) / CHECK TEAMs / BOMB DETECTION AND BOMB DISPOSAL SQUADs IN CAPF

AS ON 01.01.2021

| SL. NO.      | CENTRAL ARMED POLICE FORCE & SPECIALISED FORCE | NUMBER OF ANTI SABOTAGE TEAMs (AST) / CHECK TEAMs / BOMB DETECTION AND BOMB DISPOSAL SQUADs |
|--------------|--|---|
| (1)          | (2)  | (3)   |
| 1            | Assam Rifles                                   | NA  |
| 2            | Border Security Force                          | NA  |
| 3            | Central Industrial Security Force              | 395   |
| 4            | Central Reserve Police Force                   | 169   |
| 5            | Indo-Tibetan Border Police                     | 17  |
| 6            | National Disaster Response Force               | NA  |
| 7            | National Security Guards                       | 6   |
| 8            | Railway Protection Force                       | 49  |
| 9            | Sashastra Seema Bal                            | 6   |
| <b>TOTAL</b> |  | <b>642</b>  |



**DATA ON POLICE ORGANIZATIONS**

**APPENDIX 16 -- NUMBER OF ANIMALS IN THE CENTRAL INVESTIGATION AGENCIES & OTHER CENTRAL POLICE ORGANIZATION (CPO)**

**AS ON 01.01.2021**

| SL. NO.      | CENTRAL INVESTIGATION AGENCIES & OTHER CENTRAL POLICE ORGANIZATIONS (CPOs)                      | TRACKER DOGS | SNIFFER DOGS | HORSES    | CAMELS   | ANY OTHER | TOTAL     |
|--------------|---|--------------|--------------|-----------|----------|-----------|-----------|
| (1)          | (2)   | (3)          | (4)          | (5)       | (6)      | (7)       | (8)       |
| 1            | Bureau of Police Research & Development (BPR&D)   | 0            | 0            | 0         | 0        | 0         | 0         |
| 2            | Central Bureau of Investigation (CBI)   | NA           | NA           | NA        | NA       | NA        | 0         |
| 3            | Directorate of Coordination Police Wireless (DCPW)  | 0            | 0            | 0         | 0        | 0         | 0         |
| 4            | Lok Nayak Jayaprakash Narayan National Institute of Criminology & Forensic Science (LNJN-NICFS) | 0            | 0            | 0         | 0        | 0         | 0         |
| 5            | National Crime Records Bureau (NCRB)  | 0            | 0            | 0         | 0        | 0         | 0         |
| 6            | North Eastern Police Academy (NEPA)   | 0            | 0            | 9         | 0        | 0         | 9         |
| 7            | National Investigation Agency (NIA)   | 0            | 0            | 0         | 0        | 0         | 0         |
| 8            | Sardar Vallabhbhai Patel National Police Academy (SVP-NPA)                                      | 0            | 0            | 50        | 0        | 0         | 50        |
| <b>TOTAL</b> |   | <b>0</b>     | <b>0</b>     | <b>59</b> | <b>0</b> | <b>0</b>  | <b>59</b> |

## DATA ON POLICE ORGANIZATIONS

### APPENDIX 17 – BUDGET & EXPENDITURE OF CENTRAL INVESTIGATION AGENCIES & OTHER CENTRAL POLICE ORGANIZATION (CPO) (FIGURES IN CRORES OF RUPEES)

AS ON 01.01.2021

| SL. NO.      | CENTRAL INVESTIGATION AGENCIES & OTHER CENTRAL POLICE ORGANIZATIONS (CPOs)                      | FINANCIAL YEAR "2018-19" (REVISED) |                   | FINANCIAL YEAR "2019-20" (TENTATIVE) |                   |
|--------------|---|------------------------------------|-------------------|--------------------------------------|-------------------|
|              |   | TOTAL BUDGET                       | TOTAL EXPENDITURE | TOTAL BUDGET                         | TOTAL EXPENDITURE |
| (1)          | (2)   | (3)                                | (4)               | (5)                                  | (6)               |
| 1            | Bureau of Police Research & Development (BPR&D)   | 146.99                             | 123.63            | 120.99                               | 51.34             |
| 2            | Central Bureau of Investigation (CBI)   | 802.79                             | 786.08            | 835.75                               | 579.15            |
| 3            | Directorate of Coordination Police Wireless (DCPW)  | 83.27                              | 78.96             | 91.80                                | -                 |
| 4            | Lok Nayak Jayaprakash Narayan National Institute of Criminology & Forensic Science (LNJN-NICFS) | 30.67                              | 28.66             | 21.19                                | 16.57             |
| 5            | National Crime Records Bureau (NCRB)  | 74.05                              | 71.22             | 49.67                                | 49.67             |
| 6            | North Eastern Police Academy (NEPA)   | 36.71                              | 35.00             | 34.45                                | 29.00             |
| 7            | National Investigation Agency (NIA)   | 170.23                             | 165.60            | 172.48                               | 161.72            |
| 8            | Sardar Vallabhbhai Patel National Police Academy (SVP-NPA)                                      | 142.33                             | 138.24            | 106.69                               | 106.67            |
| <b>TOTAL</b> |   | <b>1,487.04</b>                    | <b>1,427.39</b>   | <b>1,433.02</b>                      | <b>994.12</b>     |

**DATA ON POLICE ORGANIZATIONS**

**APPENDIX 18 – ACTUAL STRENGTH OF VEHICLES AVAILABLE WITH CENTRAL INVESTIGATION AGENCIES & OTHER CENTRAL POLICE ORGANIZATIONS (CPOs)**

AS ON 01.01.2021

| SL. NO.      | CENTRAL INVESTIGATION AGENCIES & OTHER CENTRAL POLICE ORGANIZATIONS (CPOs)                      | HEAVY DUTY | MEDIUM DUTY | LIGHT DUTY | THREE WHEELERS | TWO WHEELERS | SPECIAL PURPOSE VEHICLES | TOTAL NUMBERS OF VEHICLES |
|--------------|---|------------|-------------|------------|----------------|--------------|--------------------------|---------------------------|
| (1)          | (2)   | (3)        | (4)         | (5)        | (6)            | (7)          | (8)                      | (9)                       |
| 1            | Bureau of Police Research & Development (BPR&D)   | 7          | 13          | 27         | -              | 15           | -                        | 62                        |
| 2            | Central Bureau of Investigation (CBI)   | -          | -           | 596        | -              | 454          | -                        | 1,050                     |
| 3            | Directorate of Coordination Police Wireless (DCPW)  | 1          | -           | 6          | -              | 36           | -                        | 43                        |
| 4            | Lok Nayak Jayaprakash Narayan National Institute of Criminology & Forensic Science (LNJN-NICFS) | -          | 1           | 7          | -              | -            | -                        | 8                         |
| 5            | National Crime Records Bureau (NCRB)  | -          | 2           | 9          | -              | 4            | -                        | 15                        |
| 6            | North Eastern Police Academy (NEPA)   | 9          | 5           | 21         | -              | 5            | -                        | 40                        |
| 7            | National Investigation Agency (NIA)   | 1          | 6           | 120        | -              | 92           | -                        | 219                       |
| 8            | Sardar Vallabhbhai Patel National Police Academy (SVP-NPA)                                      | 7          | 8           | 28         | -              | 17           | 4                        | 64                        |
| <b>TOTAL</b> |   | <b>25</b>  | <b>35</b>   | <b>814</b> | <b>-</b>       | <b>623</b>   | <b>4</b>                 | <b>1,501</b>              |

## DATA ON POLICE ORGANIZATIONS

### APPENDIX 19 – FAMILY QUARTERS AVAILABLE WITH CENTRAL INVESTIGATION AGENCIES & OTHER CENTRAL POLICE ORGANIZATIONS (CPOs)

AS ON 01.01.2021

| SL. NO.      | CENTRAL INVESTIGATION AGENCIES & OTHER CENTRAL POLICE ORGANIZATIONS (CPOs)                      | FAMILY QUARTERS FOR |                  |                            |              |
|--------------|---|---------------------|------------------|----------------------------|--------------|
|              |   | DY. SP & ABOVE      | ASI TO INSPECTOR | CONSTABLE & HEAD CONSTABLE | TOTAL        |
| (1)          | (2)   | (3)                 | (4)              | (5)                        | (6)          |
| 1            | Bureau of Police Research & Development (BPR&D)   | 49                  | 52               | 113                        | 214          |
| 2            | Central Bureau of Investigation (CBI)   | 231                 | 381              | 837                        | 1,449        |
| 3            | Directorate of Coordination Police Wireless (DCPW)  | 10                  | 180              | 210                        | 400          |
| 4            | Lok Nayak Jayaprakash Narayan National Institute of Criminology & Forensic Science (LNJN-NICFS) | 7                   | 23               | 12                         | 42           |
| 5            | National Crime Records Bureau (NCRB)  | -                   | -                | -                          | -            |
| 6            | North Eastern Police Academy (NEPA)   | 20                  | 42               | 156                        | 218          |
| 7            | National Investigation Agency (NIA)   | 37                  | 71               | 60                         | 168          |
| 8            | Sardar Vallabhbhai Patel National Police Academy (SVP-NPA)                                      | 30                  | 48               | 272                        | 350          |
| <b>TOTAL</b> |   | <b>384</b>          | <b>797</b>       | <b>1,660</b>               | <b>2,841</b> |

APPENDIX 20 -- EXPENDITURE ON HOUSING OF CPO IN THE FINANCIAL YEAR 2019-- 2020 (REVISED) (RS. IN CRORES)

AS ON 01.01.2021

| SL. NO.      | CENTRAL INVESTIGATION AGENCIES & OTHER CENTRAL POLICE ORGANIZATIONS (CPOs)                      | TOTAL EXPENDITURE BY POLICE HOUSING CORPORATIONS |
|--------------|---|--|
| (1)          | (2)   | (3)  |
| 1            | Bureau of Police Research & Development (BPR&D)   | 0  |
| 2            | Central Bureau of Investigation (CBI)   | NA   |
| 3            | Directorate of Coordination Police Wireless (DCPW)  | 0  |
| 4            | Lok Nayak Jayaprakash Narayan National Institute of Criminology & Forensic Science (LNJN-NICFS) | 13.58  |
| 5            | National Crime Records Bureau (NCRB)  | 0  |
| 6            | North Eastern Police Academy (NEPA)   | 0  |
| 7            | National Investigation Agency (NIA)   | 39.46  |
| 8            | Sardar Vallabhbhai Patel National Police Academy (SVP-NPA)                                      | 7.71   |
| <b>TOTAL</b> |   | <b>60.75</b>                                     |

## DATA ON POLICE ORGANIZATIONS

### APPENDIX 21 -- EXPENDITURE ON HOUSING OF CPO IN THE FINANCIAL YEAR 2020-- 2021 (TENTATIVE) (Rs. IN CRORES)

AS ON 01.01.2021

| SL. NO.      | CENTRAL INVESTIGATION AGENCIES/OTHER POLICE ORGANISATIONS (CPOs)                                | TOTAL EXPENDITURE BY POLICE HOUSING CORPORATIONS |
|--------------|---|--|
| (1)          | (2)   | (3)  |
| 1            | Bureau of Police Research & Development (BPR&D)   | 0  |
| 2            | Central Bureau of Investigation (CBI)   | NA   |
| 3            | Directorate of Coordination Police Wireless (DCPW)  | 0  |
| 4            | Lok Nayak Jayaprakash Narayan National Institute of Criminology & Forensic Science (LNJN-NICFS) | 3.17   |
| 5            | National Crime Records Bureau (NCRB)  | 0  |
| 6            | North Eastern Police Academy (NEPA)   | 0  |
| 7            | National Investigation Agency (NIA)   | 31.8   |
| 8            | Sardar Vallabhbhai Patel National Police Academy (SVP-NPA)                                      | 4.23   |
| <b>TOTAL</b> |   | <b>39.2</b>                                      |





पुलिस अनुसंधान एवं विकास ब्यूरो

गृह मंत्रालय, भारत सरकार

**BUREAU OF POLICE RESEARCH AND DEVELOPMENT**

Ministry of Home Affairs, Govt. of India

National Highway-8, (Service Road), Mahipalpur, New Delhi - 110037

Phone : 011-26734933